

VHPS

VIGOUR[®]

Gas Control Solution

HIGH PURITY GAS SYSTEM

**Gas
Control
Solution**

VIGOUR[®]

VIGOUR products are CE certified in compliance to PED (Pressure Equipment Directive).
Conformity to BS EN ISO 2503: 2009

Table Of Contents



Regulator Selection Guide	
Cylinder Pressure Regulators	
Panel & Line Regulators	
Back Pressure Regulators	
Calibration Gas Regulators	
High pressure self - venting Regulators	
Hydrogen Regulators	
Pilot Operated Pressure Regulators	
Pressure Control Panels	
Generator Back-up Panels	
Tapping points	
Extensions & Mounting Station	
Purge Assemblies	
Diaphragm Valves / Needle Valves / Check Valves / Relief Valves	
Alarm Systems	
Accessories	
Quick Connectors & Cylinder Connections	
Tube Fittings	
Material Compatibility	
Cross-section Drawing	

Regulator Selection Guide

SERIES	Diaphragm regulator	Piston regulator	Dual stage regulator	Pressure control panel	Doublesided pressure control panel	Wall-mounting generator backup panel	Calibration regulator	Back Pressure regulator	Max inlet Pressure (bar)	Pressure control range psig(bar)																		
										0 to.....																		
										psi bar	15	30	43	60	105	120	145	300	362	V2	V4	V10	V20					
Cylinder Pressure Regulator																												
VSR-1EM	✓								250			✓		✓			✓											
VSR-16M		✓							300								✓	✓										
VSR-1E	✓											✓		✓				✓				✓						
VSR-2E	✓	✓*										✓	✓	✓	✓			✓				✓						
VSR-3	✓	✓*										✓		✓	✓	✓												
VSR-6E		✓																										
VSR-11E			✓										✓		✓	✓												
VSR-11EH			✓																									
Panel & Line Regulator																												
VSR-1ML/1MLP	✓								100			✓		✓		✓	✓	✓										
VSR-1EL/1ELP	✓											✓		✓		✓	✓	✓		✓			✓					
VSR-2EL/2ELP	✓	✓*										✓		✓		✓	✓	✓		✓			✓					
VSR-3L/3LP	✓	✓*										✓		✓		✓	✓	✓										
VSR-4L	✓								35			✓		✓		✓	✓											
VSR-6EL/6ELP		✓							300																			
VSR-10LS	✓								20			✓		✓	✓													
VSR-12L/12HL	✓								35	✓	✓	✓	✓	✓	✓	✓	✓	✓										
VSR-2EPH	✓								40	✓	✓	✓	✓	✓	✓	✓	✓	✓		✓	✓	✓	✓	✓	✓			
VSR-3PH	✓								40		✓		✓	✓	✓	✓	✓											
VSR-4PH	✓								35		✓		✓	✓	✓	✓	✓											
VSR-10PH	✓								20		✓		✓	✓	✓	✓												
VSR-3F	✓								40		✓		✓		✓	✓			✓			✓			✓			
VSR-4F	✓								35		✓		✓		✓	✓	✓											
VSR-10F	✓								20		✓		✓	✓	✓	✓												
Back Pressure Regulator																												
VSR-51									10																			
VSR-52									50																			
VSR-53									300																			
Calibration Gas Regulator																												
VSR-15							✓		200			✓		✓														
VSR-19							✓																					
High Pressure Self-venting Regulator																												
VSR-7		✓							300																			
VSR-8		✓							400/700																			
VSR-31		✓							300				✓		✓	✓	✓											
VSR-36		✓							300																			
Hydrogen Pressure Regulator																												
VSR-9		✓*							350/700						✓	✓	✓											
VSR-92		✓							350/700			✓		✓	✓	✓												
Pilot Operated Pressure Regulators																												
VSR-60	✓								400																			
VSR-61	✓								200/400				✓			✓	✓	✓										
Pressure Control Panel																												
VSP-1				✓					300			✓		✓		✓	✓											
VSP-1E				✓									✓		✓		✓	✓										
VSP-1H				✓									✓		✓		✓	✓										
VSP-1DE				✓									✓		✓		✓	✓										
VSP-2					✓								✓		✓		✓	✓										
VSP-2E					✓								✓		✓		✓	✓										
VSP-3AE					✓								✓		✓		✓	✓										
VSP-6A					✓								✓		✓		✓	✓										
VSP-8AE					✓								✓		✓		✓	✓										
VSP-11E					✓								✓		✓		✓	✓										
VSP-36					✓					245/300																		
VSP-5A					✓				300			✓		✓		✓	✓											
Generator Back-up Panel																												
VSP-B						✓			300																			
Tapping Points																												
VSR-1ET	✓								100			✓		✓		✓	✓											
VSR-2T	✓												✓		✓		✓	✓										
VSR-1ETG	✓												✓		✓		✓	✓										
VSR-1ETG-BV	✓									100			✓		✓		✓	✓										
VSR-2TG	✓								300			✓		✓		✓	✓											
VSR-3T	✓								60			✓		✓		✓	✓											
VSR-3TG	✓												✓		✓		✓	✓										
VSR-4T	✓												✓		✓		✓	✓										
VSR-5T	✓												✓		✓		✓	✓										
													✓		✓		✓	✓										

* Outlet Pressure more than 20bar

Pressure control range psig(bar)																Cv														page	SERIES						
0 to.....																																					
450	500	600	750	900	1015	1500	2175	2537	3000	3625	4500	6000	0.06	0.07	0.08	0.1	0.12	0.14	0.15	0.18	0.28	0.46	0.5	0.8	1	1.7	2	3.1	5.1	7.3	10						
																																	Cylinder Pressure Regulator				
														√																				1	VSR-1EM		
			√				√							√																				3	VSR-16M		
																√																		5	VSR-1E		
	√		√														√																	7	VSR-2E		
	√		√															√																9	VSR-3		
			√				√			√																								11	VSR-6E		
																	√																	13	VSR-11E		
			√				√			√																								15	VSR-11EH		
																																	Panel & Line Regulator				
																	√																	17	VSR-1ML/1MLP		
																					√													19	VSR-1EL/1ELP		
	√		√															√				√												21	VSR-2EL/2ELP		
	√		√																								√							23	VSR-3L/3LP		
																																			25	VSR-4L	
			√				√			√											√														27	VSR-6EL/6ELP	
																																		√	29	VSR-10LS	
																																		√	31	VSR-12L/12HL	
																						√													33	VSR-2EPH	
																												√							35	VSR-3PH	
																																		√	37	VSR-4PH	
																																		√	39	VSR-10PH	
																																		√	41	VSR-3F	
																																		√	43	VSR-4F	
																																		√	45	VSR-10F	
																																	Back Pressure Regulator				
																																			47	VSR-51	
																																				49	VSR-52
																																				50	VSR-53
																																	Calibration Gas Regulator				
																																			51	VSR-15	
																																				53	VSR-19
																																	High Pressure Self-venting Regulator				
	√		√			√																													55	VSR-7	
	√		√			√			√		√	√	√																						57	VSR-8	
	√	√	√																																59	VSR-31	
		√		√																															61	VSR-36	
																																	Hydrogen Pressure Regulator				
√																																			63	VSR-9	
						√																														65	VSR-92
																																	Pilot Operated Pressure Regulators				
						√			√		√	√																							67	VSR-60	
						√	√		√		√																								√	69	VSR-61
																																	Pressure Control Panel				
	√		√																																71	VSP-1	
			√																																	73	VSP-1E
	√		√				√				√																									75	VSP-1H
			√				√				√																									77	VSP-1DE
	√		√																																	79	VSP-2
			√				√				√																									81	VSP-2E
			√				√																													83	VSP-3AE
	√		√																																	87	VSP-6A
			√				√																													89	VSP-8AE
																																				91	VSP-11E
			√				√																													93	VSP-36
	√		√																																	95	VSP-5A
																																	Generator Back-up Panel				
																																				97	VSP-B
																																	Tapping Points				
			√																																	99	VSR-1ET
	√		√																																	101	VSR-2T
			√																																	103	VSR-1ETG
			√																																	105	VSR-1ETG-BV
	√		√																																	107	VSR-2TG
																																				109	VSR-3T
																																				111	VSR-3TG
																																				113	VSR-4T
																																				115	VSR-5T

Cylinder Pressure Regulators

VSR-1EM Series

Product Features

- Cylinder pressure regulator with lightweight materials
- Brass chrome plated body and bonnet for inert, reactive, flammable and oxidizing gas and mixtures up to grade 6.0
- Stainless steel 316L body and bonnet for corrosive gases
- Accurate and stable pressure control
- Minimal internal volume allows for rapid purging and carry-over
- Various porting configurations are available
- Tested for use with oxygen



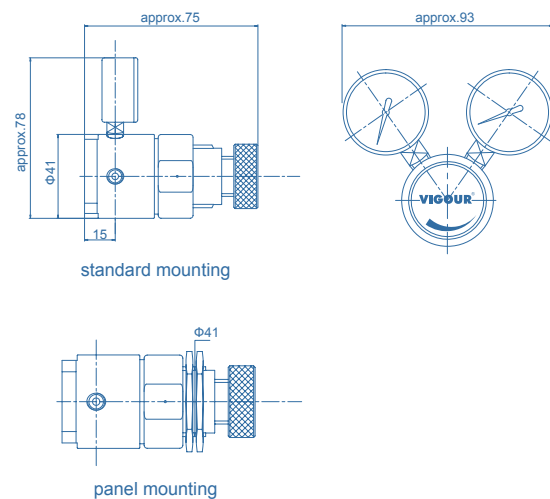
Typical Applications

- Analyzers
- Lecture bottles
- Sampling systems

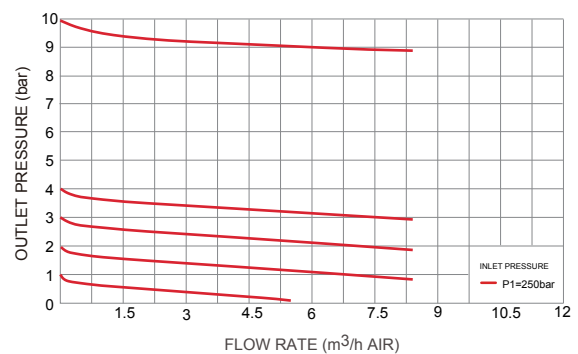
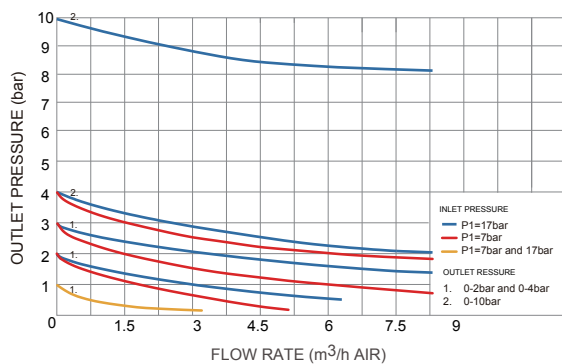
Technical Data

Type:	single-stage
Inlet pressure P1:	max. 250 bar
Outlet pressure P2:	2/4/10 bar
Materials	
Body regulator:	see ordering info
Valve seat:	PCTFE
Diaphragm:	Hastelloy® C276
O-ring:	Viton® (FKM)
(option)	Kalrez® (FFKM)
Filter:	SS 316L
Inlets and Outlets:	1/8", 1/4"NPT(F)
Temperature range:	-30°C to +74°C
Leak rate: (to atmosphere)	1x10 ⁻⁶ mbar l/s He
(via seat)	bubble-tight
Flow capacity:	Cv=0.06
Weight:	0.47kg

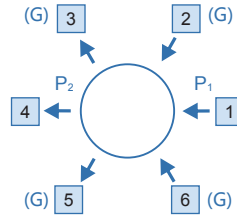
Dimensions (mm)



Flow Chart



Ordering Information



G: Gauge port is 1/8" NPT(F)

Inlets / Outlets

DIN: Germany
CGA: USA
BSP: British
GB: China
UNI: Italy

NF: French
JIS: Japan
F2: 1/8" NPT(F)
F4: 1/4" NPT(F)
M4: 1/4" NPT(M)

02: 1/8" Tube fitting
04: 1/4" Tube fitting
06: 3/8" Tube fitting
6M: 6mm Tube fitting
8M: 8mm Tube fitting

TW6M: 6mm Weld tube
TW8M: 8mm Weld tube
P: Gauge (Psig/bar)
R: Relief valve
B: Plug

* Other connection standard, consult factory.

Port Selection

VSR - 1EMP S - 250 - 10 - 1 - 2 - 3 - 4 - 5 - 6 - N2

Options

None: Standard mounting
P: Panel mounting

Body Material

S: 316L
C: Chrome plated brass
A: Aluminum

Inlet Pressure P₁

40: 40 bar
100: 100 bar
200: 200 bar
250: 250 bar

Type of Gas


Please specify type of gas

Outlet Pressure P₂

2: to 2 bar
4: to 4 bar
10: to 10 bar

Ordering Example

Example: VSR - 1EMS - 250 - 10 - CGA - P - P - 04 - B - B - O₂



* For mixed gases, please specify cylinder connection standard and thread when ordering.

Cylinder Pressure Regulators

VSR-16M Series

Product Feature

- Lightweight piston pressure reducer
- The body is 6061 aluminum with anodized surface
- Compact design, weight only 225g
- Up to 1/4" NPT or ordering info SAE
- Stainless steel optional
- Tested for use with oxygen



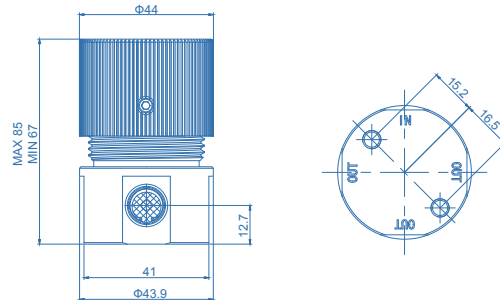
Typical Applications

- Corollary Equipment
- Component Testing
- Calibration Systems
- Laboratory Pressure Control
- Service & Test Equipment

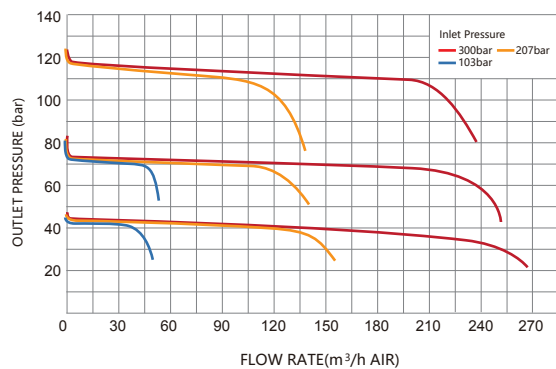
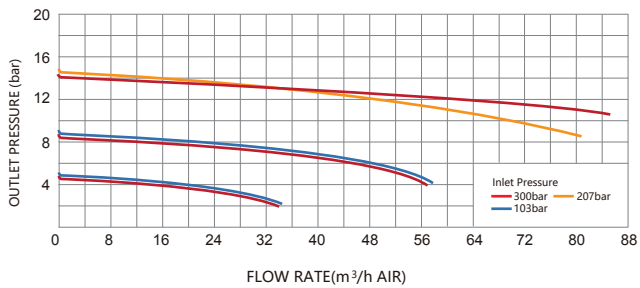
Technical Data

Type:	Regulators
Inlet Pressure:	Max. 300 bar
Materials	
Body:	See ordering info
Valve Seat:	PCTFE / PEEK (VespeI® Option)
O-ring:	Viton®
Inlets/Outlets:	1/4" NPT(F)
Leak Rate:	Bubble-tight
Flow Capacity:	Cv=0.06
Weight:	225g

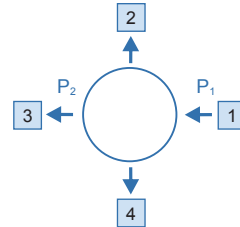
Dimensions (mm)



Flow Chart



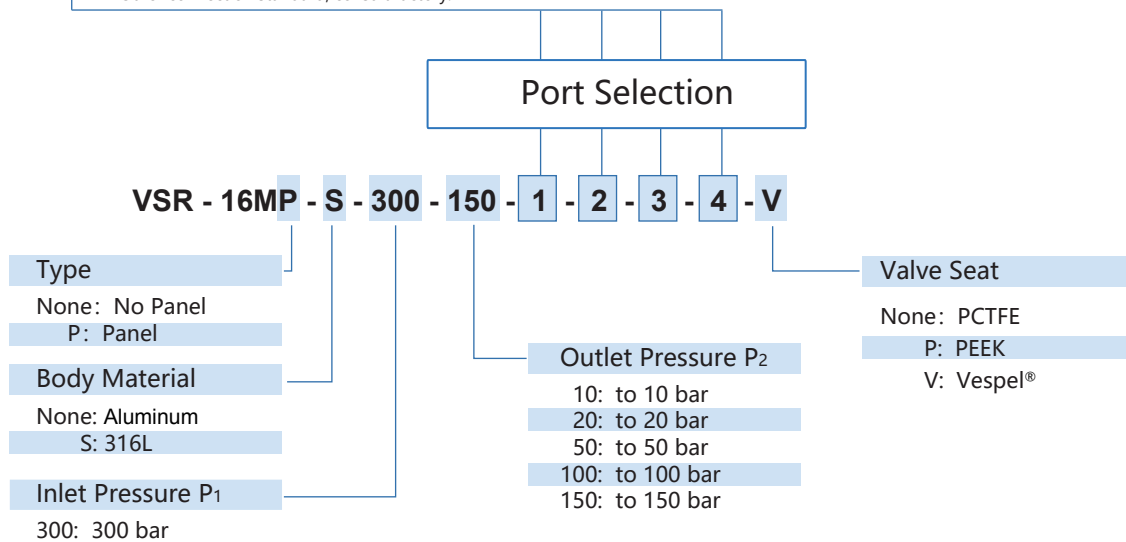
Ordering Information



Inlets / Outlets

F4: 1/4" NPT(F) | P: Gauge (Psig/bar)
B: Plug

* Other connection standard, consult factory.



Ordering Example

Example: VSR - 16MP - 300 - 150 - F4 - P - P - F4 - V

1
2
3
4



* For mixed gases, please specify cylinder connection standard and thread when ordering.

Cylinder Pressure Regulators

VSR-1E Series

Product Features

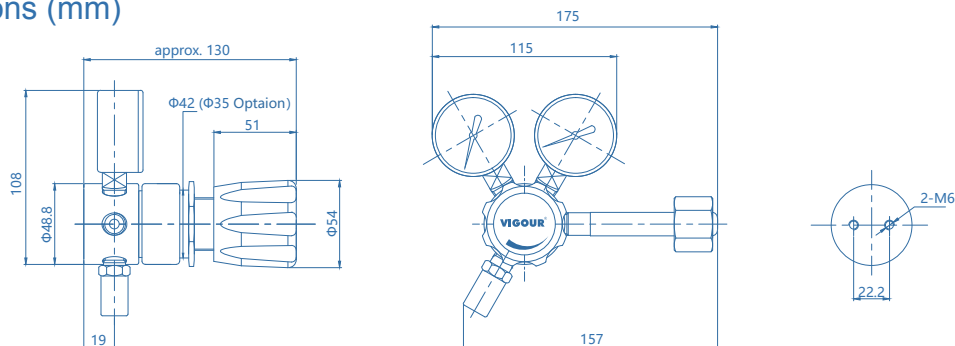
- Cylinder pressure regulator
- Brass chrome plated body and bonnet for inert, reactive, flammable and oxidizing gas and mixtures up to grade 6.0
- Stainless steel 316L body and bonnet for corrosive gases
- 6 ports flexible configuration
- Stable outlet pressure
- Simple outlet pressure limitation by handwheel
- Tested for use with oxygen



Typical Applications

- Component Testing
- Calibration Systems
- Laboratory Pressure Control
- High Pressure Sampling Systems
- Service & Test Equipment

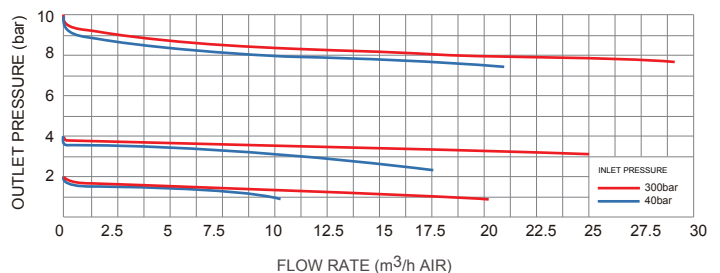
Dimensions (mm)



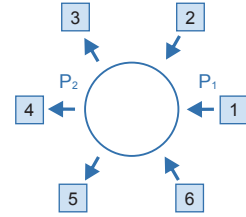
Technical Data

Type:	single-stage
Inlet pressure P1:	max. 300 bar
Outlet pressure P2:	VAC/2/4/8/10/20 bar
Materials	
Body regulator, Relief valve:	see ordering info
Valve seat:	PCTFE
Diaphragm:	Hastelloy® C276
O-ring:	Viton® (FKM)
(option)	Kalrez® (FFKM)
Filter:	SS 316L
Inlets and Outlets:	1/4" NPT(F)
Temperature range:	-30°C to +74°C
Leak rate: (to atmosphere)	1x10 ⁻⁸ mbar l/s He
(Via seat)	1x10 ⁻⁶ mbar l/s He
Flow capacity:	Cv=0.07
Weight:	1.30kg

Flow Chart



Ordering Information



Inlets / Outlets

DIN: Germany
CGA: USA
BSP: British
GB: China
UNI: Italy

NF: French
JIS: Japan
F4: 1/4" NPT(F)
M4: 1/4" NPT(M)
O2: 1/8" Tube fitting

04: 1/4" Tube fitting
06: 3/8" Tube fitting
6M: 6mm Tube fitting
8M: 8mm Tube fitting
TW6M: 6mm Weld tube

TW8M: 8mm Weld tube
P: Gauge (Psig/bar)
R: Relief valve
B: Plug

* Other connection standard, consult factory.

Port Selection

VSR - 1EP S- 200- 20 - 1 - 2 - 3 - 4 - 5 - 6 - N2

Options

None: Standard mounting
P: Panel mounting

Body Material

S: 316L
C: Chrome Plated Brass

Inlet Pressure P₁

40: 40 bar
100: 100 bar
200: 200 bar
300: 300 bar

Outlet Pressure P₂

2: to 2 bar
4: to 4 bar
8: to 8 bar
10: to 10 bar
20: to 20 bar
V2: -1bar to 2bar
V4: -1bar to 4bar
V10: -1bar to 10bar
V20: -1bar to 20bar

Type of Gas

Please specify type of gas

Ordering Example

Example: VSR - 1EC - 200 - 10 - CGA - P - P - F4 - B - B - O₂

1 - 2 - 3 - 4 - 5 - 6



* For mixed gases, please specify cylinder connection standard and thread when ordering.

Cylinder Pressure Regulators

VSR-2E Series

Product Features

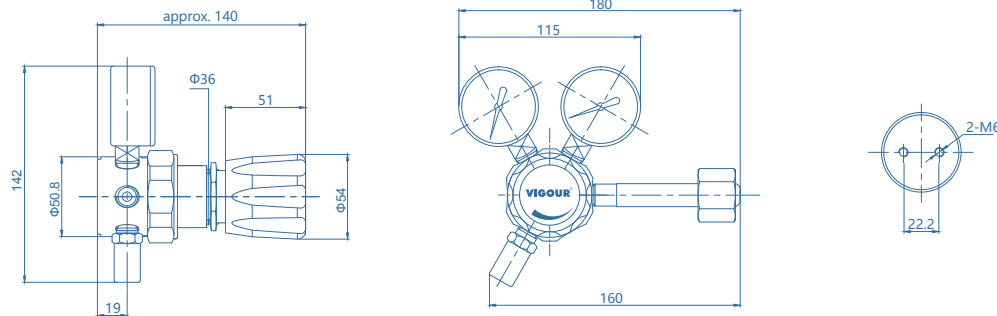
- Cylinder pressure regulator
- Brass chrome plated body and bonnet for inert, reactive, flammable and oxidizing gas and mixtures up to grade 6.0
- Stainless steel 316L body and bonnet for corrosive gases
- 6 ports flexible configuration
- Stable outlet pressure
- Simple outlet pressure limitation by handwheel
- Inlet filter
- Tested for use with oxygen



Typical Applications

- Component Testing
- Calibration Systems
- Laboratory Pressure Control
- High Pressure Sampling Systems
- Service & Test Equipment

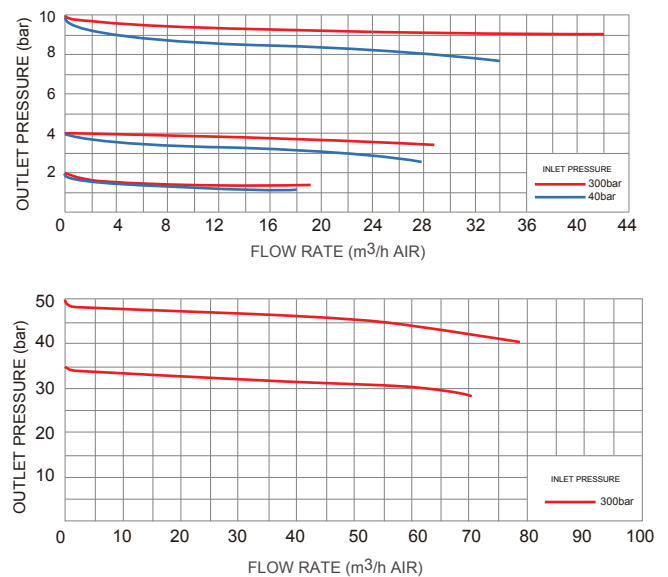
Dimensions (mm)



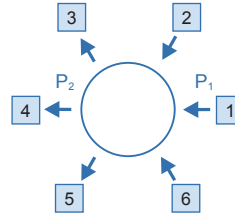
Technical Data

Type:	single-stage
Inlet pressure P1:	max. 300 bar
Outlet pressure P2:	VAC/2/4/8/10/20/35/50 bar
Materials	
Body regulator, Relief valve:	see ordering info
Valve seat:	PCTFE
Diaphragm:	Hastelloy® C276
O-ring:	SS 316L
(option)	Viton® (FKM)
Filter:	Kalrez® (FFKM)
Inlets and Outlets:	1/4" NPT(F)
Temperature range:	-30°C to +74°C
Leak rate: (to atmosphere)	1x10 ⁻⁸ mbar l/s He
(Via seat)	1x10 ⁻⁶ mbar l/s He
Flow capacity:	Cv=0.08
Weight:	1.25kg

Flow Chart



Ordering Information



Inlets / Outlets

DIN: Germany
CGA: USA
BSP: British
GB: China
UNI: Italy

NF: French
JIS: Japan
F4: 1/4" NPT(F)
M4: 1/4" NPT(M)
O2: 1/8" Tube fitting

04: 1/4" Tube fitting
06: 3/8" Tube fitting
6M: 6mm Tube fitting
8M: 8mm Tube fitting
TW6M: 6mm Weld tube

TW8M: 8mm Weld tube
P: Gauge (Psig/bar)
R: Relief valve
B: Plug

* Other connection standard, consult factory.

Port Selection

VSR - 2EP S -200- 20 - 1 - 2 - 3 - 4 - 5 - 6 - N₂

Options

None: Standard mounting
P: Panel mounting

Body Material

S: 316L
C: Chrome Plated Brass

Inlet Pressure P₁

40: 40 bar
100: 100 bar
200: 200 bar
300: 300 bar

Outlet Pressure P₂

2: to 2 bar
4: to 4 bar
8: to 8 bar
10: to 10 bar
20: to 20 bar
35: to 35 bar
50: to 50 bar
V2: -1 bar to 2 bar
V4: -1 bar to 4 bar
V10: -1 bar to 10 bar
V20: -1 bar to 20 bar

Type of Gas

Please specify type of gas

Ordering Example

Example: VSR - 2EC - 200 - 10 - CGA - P - P - F4 - B - B - O₂

1 - 2 - 3 - 4 - 5 - 6



* For mixed gases, please specify cylinder connection standard and thread when ordering.

Cylinder Pressure Regulators

VSR-3 Series

Product Features

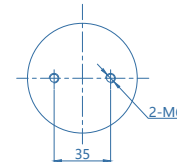
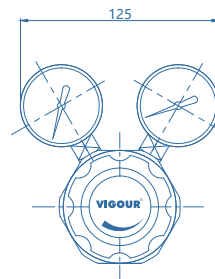
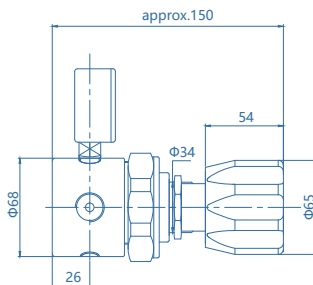
- Pressure regulator, special design for manifold application
- Brass chrome plated body and bonnet for inert, reactive, flammable and oxidizing gas and mixtures up to grade 6.0
- Stainless steel 316L body and bonnet for corrosive gases
- 6 ports flexible configuration
- Stable outlet pressure
- Simple outlet pressure limitation by handwheel
- Inlet filter
- Tested for use with oxygen



Typical Applications

- Component Testing
- Calibration Systems
- Laboratory Pressure Control
- High Pressure Sampling Systems
- Service & Test Equipment

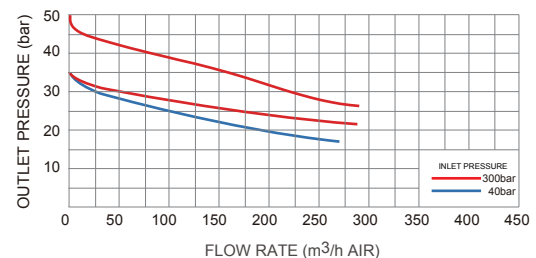
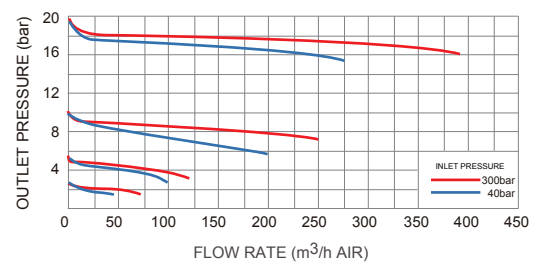
Dimensions (mm)



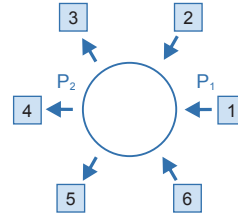
Technical Data

Type:	single-stage
Inlet pressure P1:	max. 300 bar
Outlet pressure P2:	2/4/8/10/20/35/50 bar
Materials	
Body regulator, Relief valve:	see ordering info
Valve seat:	PCTFE
Diaphragm:	Hastelloy® C276
O-ring:	SS 316L
(option)	Viton® (FKM)
Filter:	Kalrez® (FFKM)
Inlets and Outlets:	see ordering info
Temperature range:	-30°C to +74°C
Leak rate: (to atmosphere)	1x10 ⁻⁸ mbar l/s He
(Via seat)	1x10 ⁻⁶ mbar l/s He
Flow capacity:	Cv=1.0
Weight:	2.7kg

Flow Chart



Ordering Information



Inlets / Outlets

F4: 1/4" NPT(F)
 F6: 3/8" NPT(F)
 F8: 1/2" NPT(F)
 F12: 3/4" NPT(F)

O8: 1/2" Tube fitting
 12: 3/4" Tube fitting
 TW12M: 12mm Weld tube
 TW20M: 20mm Weld tube

P: Gauge (Psig/bar)
 R: Relief valve
 B: Plug

* Other connection standard, consult factory.

Port Selection

VSR - 3P S - 200 - 20 - 1 - 2 - 3 - 4 - 5 - 6 - N₂

Options

None: Standard mounting
 P: Panel mounting

Body Material

S: 316L
 C: Chrome Plated Brass

Inlet Pressure P₁

40: 40 bar
 100: 100 bar
 200: 200 bar
 300: 300 bar

Outlet Pressure P₂

2: to 2 bar
 4: to 4 bar
 8: to 8 bar
 10: to 10 bar
 20: to 20 bar
 35: to 35 bar
 50: to 50 bar

Type of Gas

Please specify type of gas

Ordering Example

Example: VSR - 3S - 200 - 20 - F8 - P - P - F8 - B - B - N₂

1 - 2 - 3 - 4 - 5 - 6



* For mixed gases, please specify cylinder connection standard and thread when ordering..

Cylinder Pressure Regulators

VSR-6E Series

Product Features

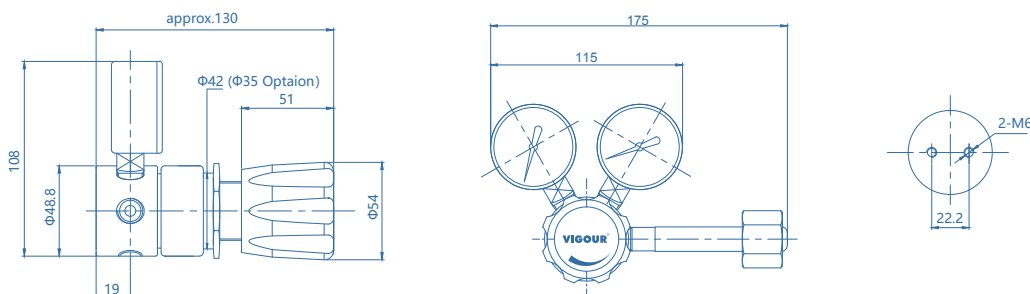
- Diaphragm design high pressure piston regulator
- Brass chrome plated body and bonnet for inert, reactive, flammable and oxidizing gas and mixtures up to grade 6.0
- Stainless steel 316L body and bonnet for corrosive gases
- 6 ports flexible configuration
- Stable outlet pressure
- Simple outlet pressure limitation by handwheel
- Tested for use with oxygen

Typical Applications

- Component Testing
- Calibration Systems
- Laboratory Pressure Control
- High Pressure Sampling Systems
- Service & Test Equipment



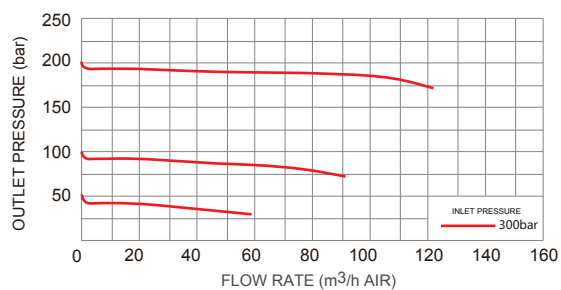
Dimensions (mm)



Technical Data

Type:	single-stage
Inlet pressure P1:	max. 300 bar
Outlet pressure P2:	50/100/200 bar
Materials	
Body regulator:	see ordering info
Valve seat:	PCTFE
Bonnet:	see ordering info
Diaphragm:	Hastelloy® C276
Filter:	SS 316L
O-ring:	Viton®(FKM)
(option)	Kalrez®(FFKM)
Inlets and Outlets:	1/4"NPT(F)
Temperature range:	-30°C to +74°C
Leak rate: (to atmosphere)	1x10 ⁻⁸ mbar l/s He
(Via seat)	1x10 ⁻⁶ mbar l/s He
Flow capacity:	Cv=0.15
Weight:	1.20kg

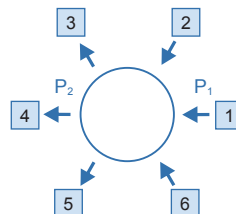
Flow Chart



Cylinder Pressure Regulators

VSR-6E Series

Ordering Information



Inlets / Outlets

DIN: Germany
CGA: USA
BSP: British
GB: China
UNI: Italy

NF: French
JIS: Japan
F4: 1/4" NPT(F)
M4: 1/4" NPT(M)
O2: 1/8" Tube fitting

04: 1/4" Tube fitting
06: 3/8" Tube fitting
6M: 6mm Tube fitting
8M: 8mm Tube fitting

TW6M: 6mm Weld tube
TW8M: 8mm Weld tube
P: Gauge (Psig/bar)
B: Plug

* Other connection standard, consult factory.

Port Selection

VSR - 6EP S - 300 - 100 - 1 - 2 - 3 - 4 - 5 - 6 - N₂

Options

None: Standard mounting
P: Panel mounting

Body Material

S: 316L
C: Chrome plated brass

Inlet Pressure P₁

200: 200 bar
300: 300 bar

Outlet Pressure P₂

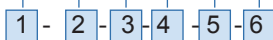
50: to 50 bar
100: to 100 bar
200: to 200 bar

Type of Gas

Please specify type of gas

Ordering Example

Example: VSR - 6EC - 200 - 100 - CGA - P - P - F4 - B - B - O₂



* For mixed gases, please specify cylinder connection standard and thread when ordering.

Dual Stage Regulators

VSR-11E Series

Product Features

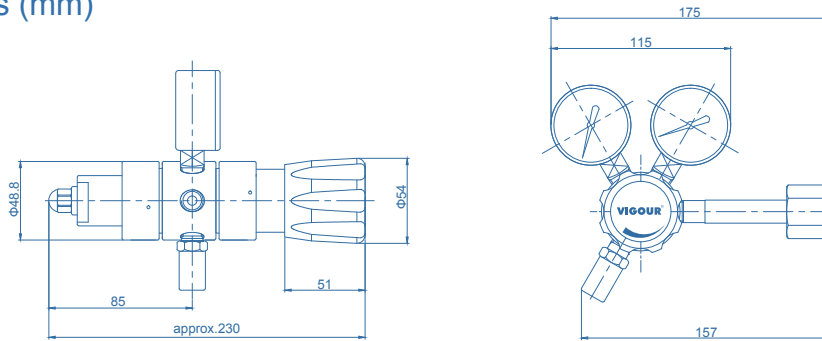
- Dual stage pressure regulator
- Brass chrome plated body and bonnet for inert, reactive, flammable and oxidizing gas and mixtures up to grade 6.0
- Stainless steel 316L body and bonnet for corrosive gases
- Stable outlet pressure
- Simple outlet pressure limitation by handwheel
- Tested for use with oxygen



Typical Applications

- Component Testing
- Calibration Systems
- Laboratory Pressure Control
- High Pressure Sampling Systems
- Service & Test Equipment

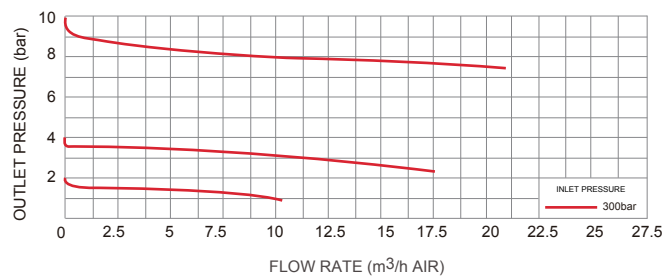
Dimensions (mm)



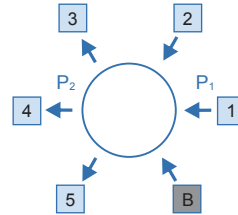
Technical Data

Type:	Dual-stage
Inlet pressure P1:	max. 300 bar
Outlet pressure P2:	2/4/8/10/20 bar
Materials	
Body regulator, Relief valve:	see ordering info
Valve seat:	PCTFE
Diaphragm:	Hastelloy® C276
Filter:	SS 316L
Inlets and Outlets:	1/4" NPT(F)
Temperature range:	-30°C to +74°C
Leak rate: (to atmosphere)	1x10 ⁻⁸ mbar l/s He
(Via seat)	1x10 ⁻⁶ mbar l/s He
Flow capacity:	Cv=0.07
Weight:	2.10kg

Flow Chart



Ordering Information



Inlets / Outlets

DIN: Germany
CGA: USA
BSP: British
GB: China
UNI: Italy

NF: French
JIS: Japan
F4: 1/4" NPT(F)
M4: 1/4" NPT(M)
O2: 1/8" Tube fitting

04: 1/4" Tube fitting
06: 3/8" Tube fitting
6M: 6mm Tube fitting
8M: 8mm Tube fitting
P: Gauge (Psig/bar)

R: Relief valve
B: Plug

* Other connection standard, consult factory.

Port Selection

VSR - 11ES - 200 - 10 - 1 - 2 - 3 - 4 - 5 - B - N2

Body Material

S: 316L
C: Chrome plated brass

Inlet Pressure P₁

100: 100 bar
200: 200 bar
300: 300 bar

Outlet Pressure P₂

2: to 2 bar
4: to 4 bar
8: to 8 bar
10: to 10 bar
20: to 20 bar

Type of Gas

Please specify type of gas

Ordering Example

Example: VSR - 11EC - 200 - 10 - F4 - P - P - F4 - B - B - N2

1 - 2 - 3 - 4 - 5 - 6



* For mixed gases, please specify cylinder connection standard and thread when ordering.

Dual Stage Regulators

VSR-11EH Series

Product Features

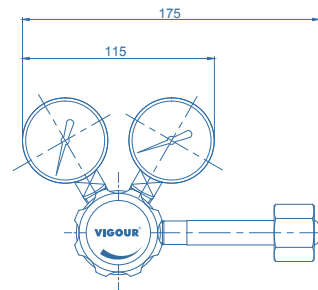
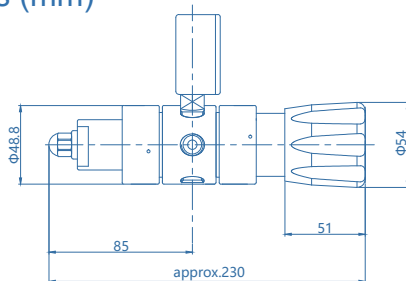
- Dual stage pressure regulator
- Brass chrome plated body and bonnet for inert, reactive, flammable and oxidizing gas and mixtures up to grade 6.0
- Stainless steel 316L body and bonnet for corrosive gases
- Stable outlet pressure
- Simple outlet pressure limitation by handwheel
- Tested for use with oxygen



Typical Applications

- Component Testing
- Calibration Systems
- Laboratory Pressure Control
- High Pressure Sampling Systems
- Service & Test Equipment

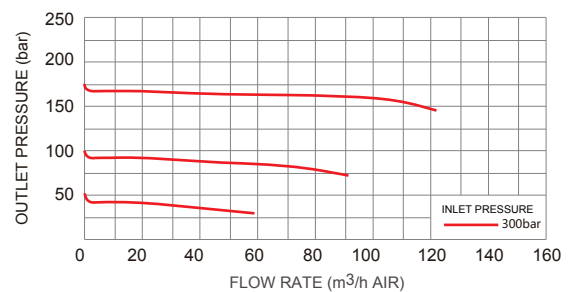
Dimensions (mm)



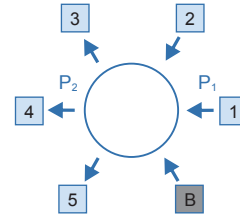
Technical Data

Type:	Dual-stage
Inlet pressure P1:	max. 300 bar
Outlet pressure P2:	50/100/200 bar
Materials	
Body regulator, Relief valve:	see ordering info
Valve seat:	PCTFE
Diaphragm:	Hastelloy® C276
Filter:	SS 316L
Inlets and Outlets:	1/4" NPT(F)
Temperature range:	-30°C to +74°C
Leak rate: (to atmosphere)	1x10 ⁻⁸ mbar l/s He
(Via seat)	1x10 ⁻⁶ mbar l/s He
Flow capacity:	Cv=0.15
Weight:	2.10kg

Flow Chart



Ordering Information



Inlets / Outlets

DIN: Germany
CGA: USA
BSP: British
GB: China

UNI: Italy
NF: French
JIS: Japan
F4: 1/4" NPT(F)

M4: 1/4" NPT(M)
02: 1/8" Tube fitting
04: 1/4" Tube fitting
06: 3/8" Tube fitting

6M: 6mm Tube fitting
8M: 8mm Tube fitting
P: Gauge (Psig/bar)
B: Plug

* Other connection standard, consult factory.

Port Selection

VSR - 11EHS - 200 - 50 - 1 - 2 - 3 - 4 - 5 - B - N₂

Body Material

S: 316L
C: Chrome Plated Brass

Inlet Pressure P₁

100: 100 bar
200: 200 bar
300: 300 bar

Outlet Pressure P₂

50: 50 bar
100: 100 bar
200: 200 bar

Type of Gas

Please specify type of gas

Ordering Example

Example: VSR - 11EHC - 200 - 50 - F4 - P - P - F4 - B - B - N₂

1 - 2 - 3 - 4 - 5 - 6



* For mixed gases, please specify cylinder connection standard and thread when ordering.

Mini Panel & Line Regulators

VSR-1ML & VSR-1MLP Series

Product Features

- Line mounting pressure regulator
- Brass chrome plated body and bonnet for inert, reactive, flammable and oxidizing gas and mixtures up to grade 6.0
- Stainless steel 316L body and bonnet for corrosive gases
- 4 ports flexible configuration
- Stable outlet pressure
- Simple outlet pressure limitation by handwheel
- Tested for use with oxygen



Typical Applications

- Component Testing
- Calibration Systems
- Laboratory Pressure Control
- High Pressure Sampling Systems
- Service & Test Equipment

VSR-1ML

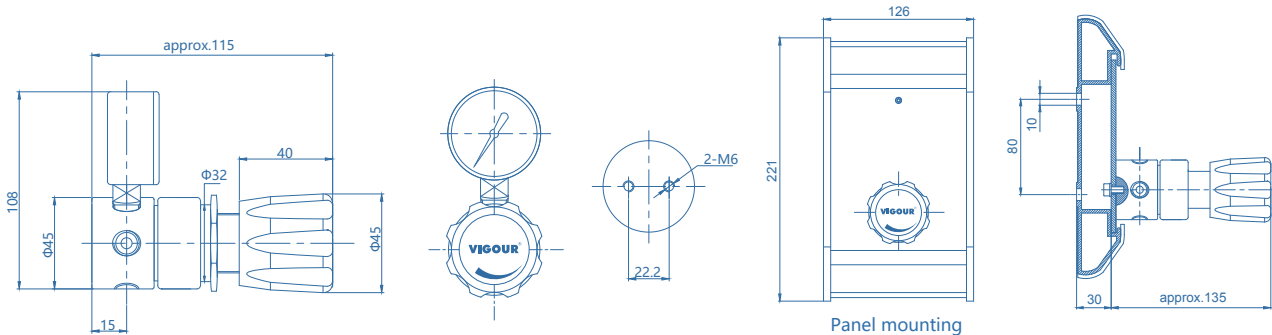


VSR-1MLP



Mounting panel
Model No. : VSR-T-BPB

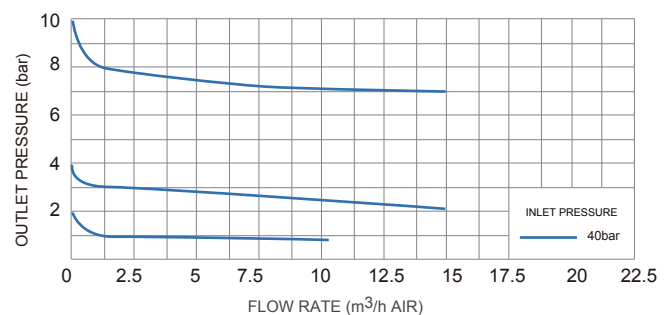
Dimensions (mm)



Technical Data

Type:	single-stage
Inlet pressure P1:	max. 100 bar
Outlet pressure P2:	2/4/8/10/20 bar
Materials	
Body regulator:	see ordering info
Valve seat:	PCTFE
Diaphragm:	Hastelloy® C276
Filter:	SS 316L
Inlets and Outlets:	1/8"NPT(F)
Temperature range:	-30°C to +74°C
Leak rate: (to atmosphere)	1x10 ⁻⁸ mbar l/s He
(Via seat)	1x10 ⁻⁶ mbar l/s He
Flow capacity:	Cv=0.12
Weight:	0.85kg

Flow Chart



Mini Panel & Line Regulators VSR-1ML & VSR-1MLP Series

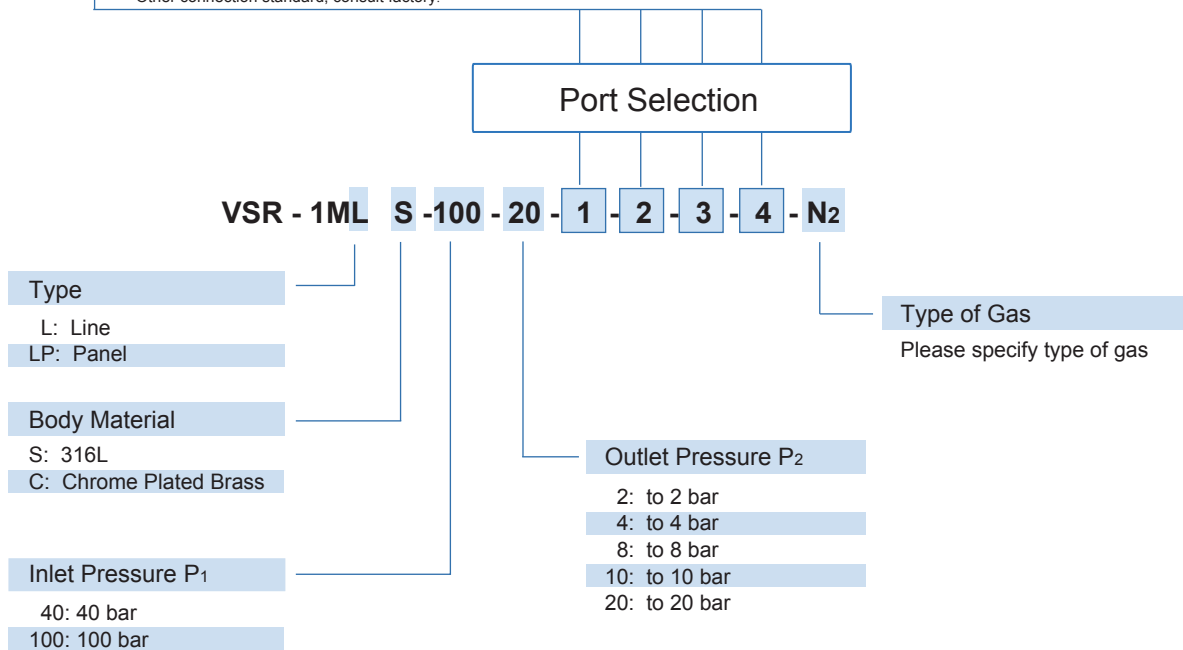
Ordering Information



Inlets / Outlets

F4: 1/4" NPT(F)	06: 3/8" Tube fitting	TW8M: 8mm Weld tube
M4: 1/4" NPT(M)	6M: 6mm Tube fitting	P: Gauge (Psig/bar)
02: 1/8" Tube fitting	8M: 8mm Tube fitting	B: Plug
04: 1/4" Tube fitting	TW6M: 6mm Weld tube	

* Other connection standard, consult factory.



Ordering Example

Example: VSR - 1ML - S - 40 - 20 - F4 - P - F4 - B - N₂

1 - 2 - 3 - 4



* For mixed gases, please specify cylinder connection standard and thread when ordering.

Panel & Line Regulators

VSR-1EL & VSR-1ELP Series

Product Features

- Line mounting pressure regulator
- Brass chrome plated body and bonnet for inert, reactive, flammable and oxidizing gas and mixtures up to grade 6.0
- Stainless steel 316L body and bonnet for corrosive gases
- 4 ports flexible configuration
- Stable outlet pressure
- Simple outlet pressure limitation by handwheel
- Tested for use with oxygen



Typical Applications

- Component Testing
- Calibration Systems
- Laboratory Pressure Control
- High Pressure Sampling Systems
- Service & Test Equipment

VSR-1EL

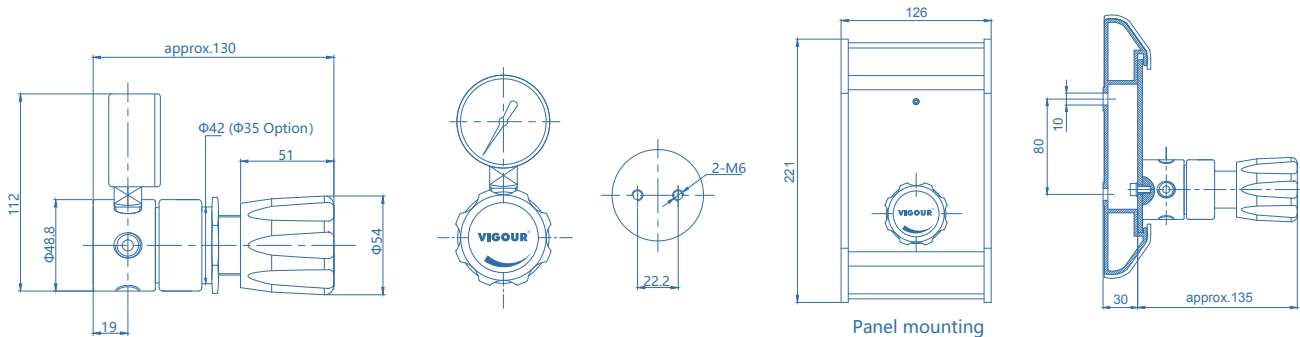


VSR-1ELP



Mounting panel
Model No. : VSR-T-BPB

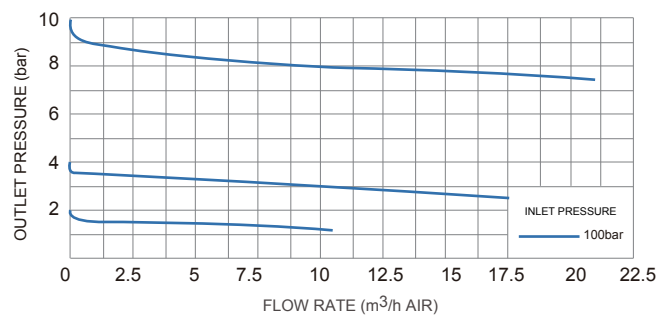
Dimensions (mm)



Technical Data

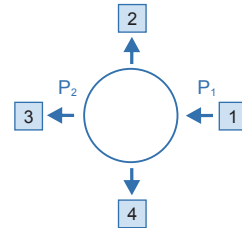
Type:	single-stage
Inlet pressure P1:	max. 100bar
Outlet pressure P2:	VAC/2/4/8/10/20 bar
Materials	
Body regulator:	see ordering info
Valve seat:	PCTFE
Diaphragm:	Hastelloy® C276
Filter:	SS 316L
Inlets and Outlets:	1/4" NPT(F)
Temperature range:	-30°C to +74°C
Leak rate: (to atmosphere)	1x10 ⁻⁸ mbar l/s He
(Via seat)	1x10 ⁻⁶ mbar l/s He
Flow capacity:	Cv=0.18
Weight:	1.04kg

Flow Chart



Panel & Line Regulators VSR-1EL & VSR-1ELP Series

Ordering Information



Inlets / Outlets

F4: 1/4" NPT(F)	02: 1/8" Tube fitting	8M: 8mm Tube fitting	B: Plug
M4: 1/4" NPT(M)	04: 1/4" Tube fitting	TW6M: 6mm Weld tube	
F6: 3/8" NPT(F)	06: 3/8" Tube fitting	TW8M: 8mm Weld tube	
M6: 3/8" NPT(M)	6M: 6mm Tube fitting	P: Gauge (Psig/bar)	

* Other connection standard, consult factory.

Port Selection

VSR - 1EL S - 100 - 20 - 1 - 2 - 3 - 4 - N2

Type

L: Line
LP: Panel

Body Material

S: 316L
C: Chrome Plated Brass

Inlet Pressure P₁

40: 40 bar
100: 100 bar

Type of Gas

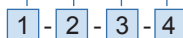
Please specify type of gas

Outlet Pressure P₂

2: to 2 bar
4: to 4 bar
8: to 8 bar
10: to 10 bar
20: to 20 bar
V2: -1bar to 2bar
V4: -1bar to 4bar
V10: -1bar to 10bar
V20: -1bar to 20bar

Ordering Example

Example: VSR - 1EL C - 100 - 20 - F4 - P - F4 - B - O2



* For mixed gases, please specify cylinder connection standard and thread when ordering.

Panel & Line Regulators

VSR-2EL & VSR-2ELP Series

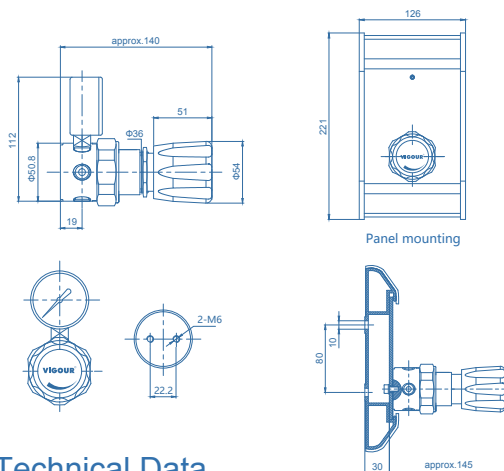
Product Features

- Line and Panel pressure regulator
- Brass chrome plated body and bonnet for inert, reactive, flammable and oxidizing gas and mixtures up to grade 6.0
- Stainless steel 316L body and bonnet for corrosive gases
- 4 ports flexible configuration
- Stable outlet pressure
- Simple outlet pressure limitation by handwheel
- Inlet filler
- Tested for use with oxygen

Typical Applications

- Component Testing
- Calibration Systems
- Laboratory Pressure Control
- High Pressure Sampling Systems
- Service & Test Equipment

Dimensions (mm)



Technical Data

Type:	single-stage
Inlet pressure P ₁ :	max. 100 bar
Outlet pressure P ₂ :	VAC/1/2/4/8/10/20/35/50 bar
Materials	
Body regulator:	see ordering info
Valve seat:	PCTFE / EPDM (NP option)
Diaphragm:	Hastelloy® C276 PTFE+Neoprene (NP option)
O-ring:	Viton® (FKM)
(option)	Kalrez® (FFKM)
Filter:	SS 316L
Inlets and Outlets:	1/4" NPT(F)
Temperature range:	-30°C to +74°C
Leak rate: (to atmosphere)	1x10 ⁻⁸ mbar l/s He
(Via seat)	1x10 ⁻⁶ mbar l/s He
Flow capacity: (P ₂ =35/50 bar)	Cv=0.08
(P ₂ =2/4/10/20 bar)	Cv=0.28
Weight:	1.25kg



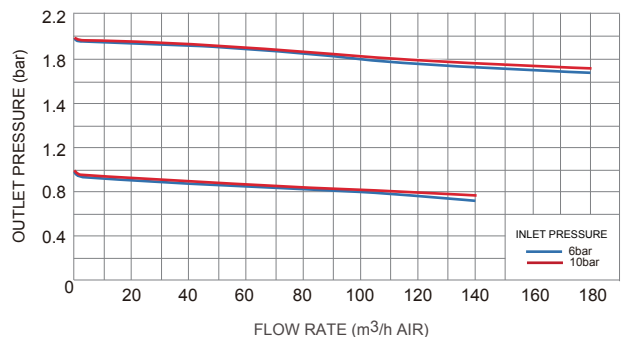
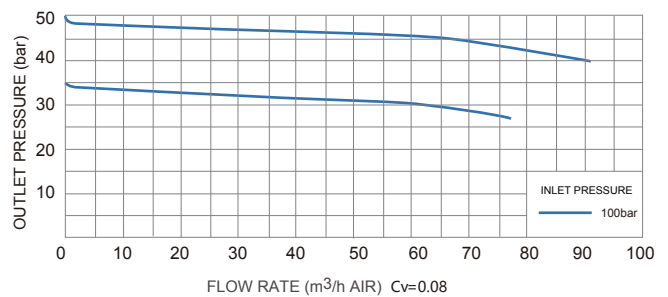
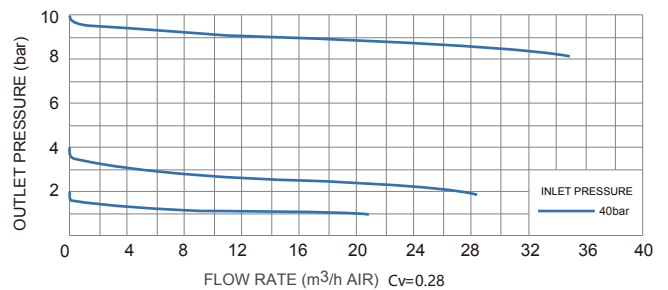
VSR-2EL

VSR-2ELP



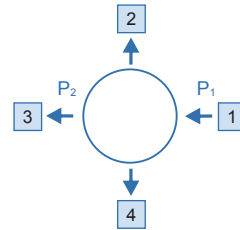
Mounting panel
Model No. : VSR-T-BPB

Flow Chart



Panel & Line Regulators VSR-2EL & VSR-2ELP Series

Ordering Information



Inlets / Outlets

F4: 1/4" NPT(F)	02: 1/8" Tube fitting	8M: 8mm Tube fitting
M4: 1/4" NPT(M)	04: 1/4" Tube fitting	TW12M: 12mm Weld tube
F6: 3/8" NPT(F)	06: 3/8" Tube fitting	P: Gauge (Psig/bar)
M6: 3/8" NPT(M)	6M: 6mm Tube fitting	B: Plug

* Other connection standard, consult factory.

Port Selection

VSR - 2EL S -100 - 20 - 1 - 2 - 3 - 4 - NP - N2

Type

L: Line
LP: Panel

Body Material

S: 316L
C: Chrome Plated Brass

Inlet Pressure P₁

10: 10 bar
20: 20 bar
40: 40 bar
100: 100 bar

Outlet Pressure P₂

1: to 1 bar
2: to 2 bar
4: to 4 bar
8: to 8 bar
10: to 10 bar
20: to 20 bar
35: to 35 bar
50: to 50 bar
V2: -1 bar to 2 bar
V4: -1 bar to 4 bar
V10: -1 bar to 10 bar
V20: -1 bar to 20 bar

Type of Gas

Please specify type of gas

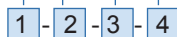
Diaphragm Option

None: Hastelloy® C276
NP: PTFE+Neoprene*

* Inlet pressure Max. 20bar,
Outlet pressure applies only:
1: to 1bar, 2: to 2 bar

Ordering Example

Example: VSR - 2EL C - 10 - 2 - F4 - P - F4 - B - NP - O₂



* For mixed gases, please specify cylinder connection standard and thread when ordering.

Panel & Line Regulators

VSR-3L & VSR-3LP Series

Product Features

- Line and Panel mounting pressure regulator
- Brass chrome plated body and bonnet for inert, reactive, flammable and oxidizing gas and mixtures up to grade 6.0
- Stainless steel 316L body and bonnet for corrosive gases
- 4 ports flexible configuration
- Stable outlet pressure
- Simple outlet pressure limitation by handwheel
- Inlet filler
- Tested for use with oxygen



Typical Applications

- Component Testing
- Calibration Systems
- Laboratory Pressure Control
- High Pressure Sampling Systems
- Service & Test Equipment

VSR-3L

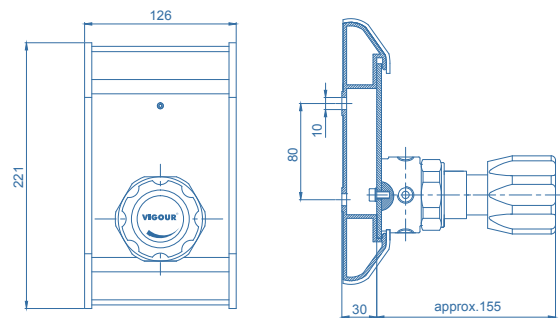
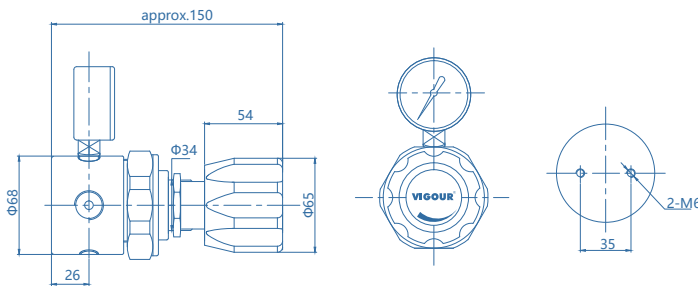


VSR-3LP



Mounting panel
Model No. : VSR-T-BPB

Dimensions (mm)

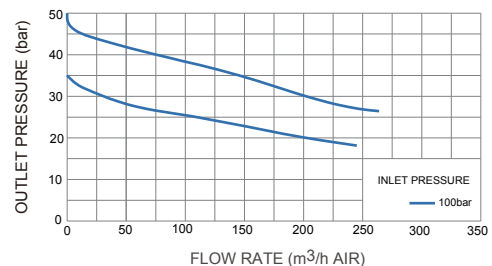
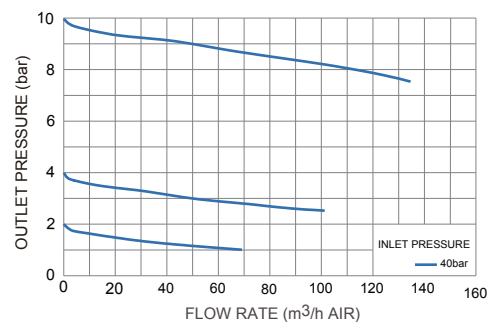


Panel mounting

Technical Data

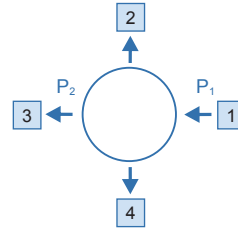
Type:	single-stage
Inlet pressure P1:	max. 100 bar
Outlet pressure P2:	1/2/4/8/10/20/35/50 bar
Materials	
Body regulator:	see ordering info
Valve seat:	PCTFE
Diaphragm:	Hastelloy® C276 PTFE+Neoprene (NP option)
O-ring:	Viton® (FKM)
(option)	Kalrez® (FFKM)
Filter:	SS 316L
Inlets and Outlets:	see ordering info
Temperature range:	-30°C to +74°C
Leak rate: (to atmosphere)	1x10 ⁻⁸ mbar l/s He
(Via seat)	1x10 ⁻⁶ mbar l/s He
Flow capacity:	Cv=1.0
Weight:	2.8kg

Flow Chart



Panel & Line Regulators VSR-3L & VSR-3LP Series

Ordering Information



Inlets / Outlets

F4: 1/4" NPT(F)	08: 1/2" Tube fitting	P: Gauge (Psig/bar)
F6: 3/8" NPT(F)	12: 3/4" Tube fitting	B: Plug
F8: 1/2" NPT(F)	TW12M: 12mm Weld tube	
F12: 3/4" NPT(F)	TW20M: 20mm Weld tube	

* Other connection standard, consult factory.

Port Selection

VSR - 3L - S - 100 - 20 - 1 - 2 - 3 - 4 - NP - N₂

Type

L: Line
LP: Panel

Body Material

S: 316L
C: Chrome Plated Brass

Inlet Pressure P₁

40: 40 bar
100: 100 bar

Outlet Pressure P₂

1: to 1bar
2: to 2 bar
4: to 4 bar
8: to 8 bar
10: to 10 bar
20: to 20 bar
35: to 35 bar
50: to 50 bar

Type of Gas

Please specify type of gas

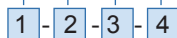
Diaphragm Option

None: Hastelloy® C276
NP: PTFE+Neoprene*

* Inlet pressure Max. 20bar,
Outlet pressure applies only:
1: to 1bar, 2: to 2 bar

Ordering Example

Example: VSR - 3L S - 100 - 4 - F8 - P - F8 - B - O₂



* For mixed gases, please specify cylinder connection standard and thread when ordering.

Line Regulators

VSR-4L Series

Product Features

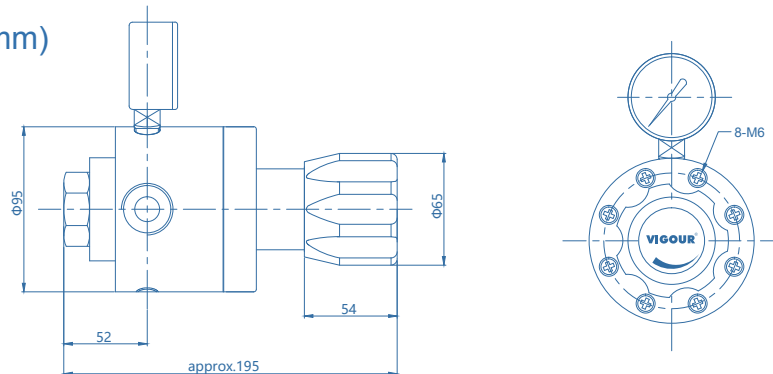
- Low pressure, High flow regulator
- Brass chrome plated body for inert, reactive, flammable and oxidizing gas and mixtures up to grade 6.0
- Stainless steel 316L body for pharmaceutical, food, and beverage application
- 4 ports flexible configuration
- Stable outlet pressure
- Tested for use with oxygen

Typical Applications

- Component Testing
- Calibration Systems
- Laboratory Pressure Control
- High Pressure Sampling Systems
- Service & Test Equipment



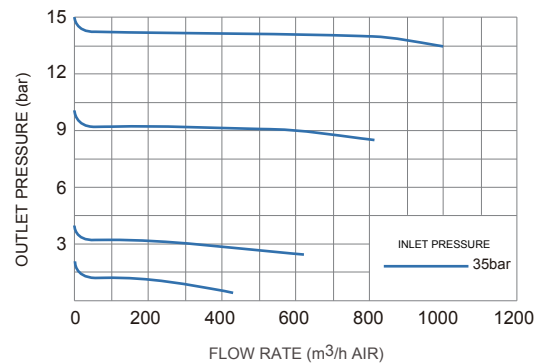
Dimensions (mm)



Technical Data

Type:	single-stage
Inlet pressure P1:	max. 35 bar
Outlet pressure P2:	2/4/8/10/20 bar
Materials	
Body regulator:	see ordering info
Valve seat:	EPDM (Buna-N option)
Diaphragm:	PTFE+Neoprene
Inlets and Outlets:	see ordering info
Temperature range:	-15°C to +74°C
Leak rate:	bubble-tight
Flow capacity:	Cv=5.1
Weight:	4.1kg

Flow Chart



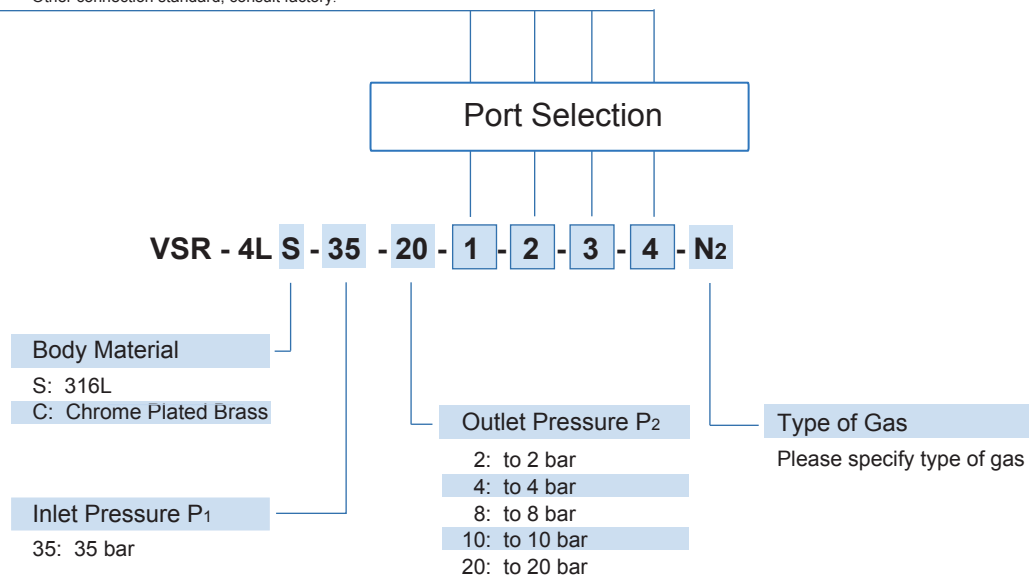
Ordering Information



Inlets / Outlets

F4: 1/4" NPT(F)	M12: 3/4" NPT(M)	12: 3/4" Tube fitting
F8: 1/2" NPT(F)	F16: 1" NPT(F)	16: 1" Tube fitting
M8: 1/2" NPT(M)	M16: 1" NPT(M)	P: Gauge (Psig/bar)
F12: 3/4" NPT(F)	TW20M: 20mm Weld tube	B: Plug

* Other connection standard, consult factory.



Ordering Example

Example: VSR - 4L S - 35 - 10 - F16 - P - F16 - B - O₂

1 -
2 -
3 -
4



* For mixed gases, please specify cylinder connection standard and thread when ordering.

Panel & Line Regulators

VSR-6EL & VSR-6ELP Series

Product Features

- Diaphragm design high pressure piston regulator
- Line and Panel mounting pressure regulator
- Brass chrome plated body and bonnet for inert, reactive, flammable and oxidizing gas and mixtures up to grade 6.0
- Stainless steel 316L body for corrosive gases
- 4 ports flexible configuration
- Stable outlet pressure
- Simple outlet pressure limitation by handwheel
- Inlet filter
- Tested for use with oxygen



Typical Applications

- Component Testing
- Calibration Systems
- Laboratory Pressure Control
- High Pressure Sampling Systems
- Service & Test Equipment

VSR-6EL

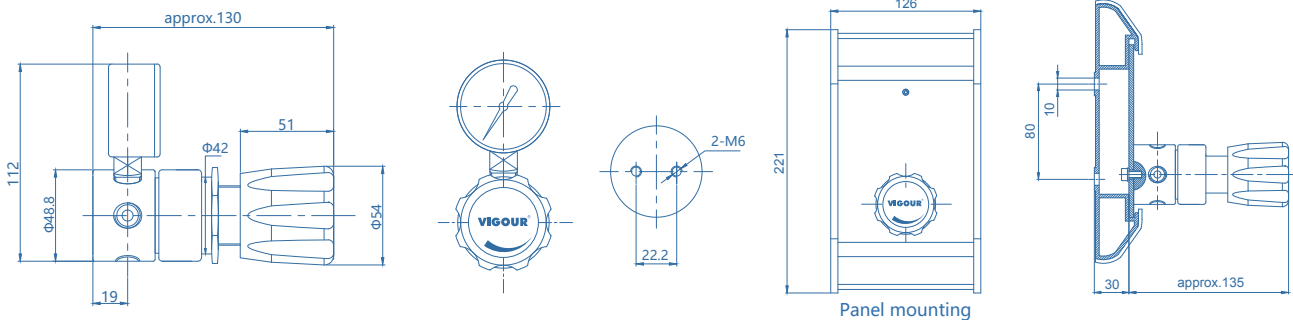


VSR-6ELP



Mounting panel
Model No. : VSR-T-BPB

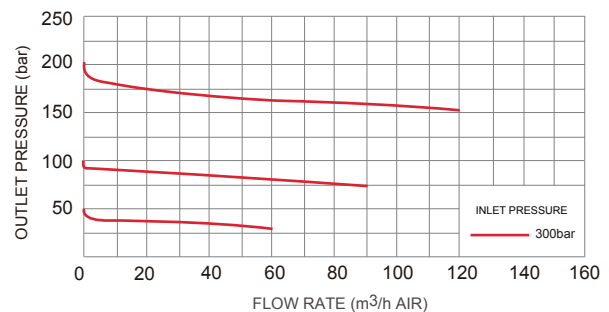
Dimensions (mm)



Technical Data

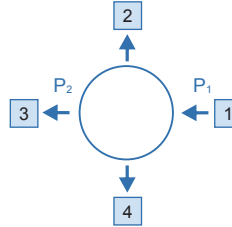
Type:	single-stage
Inlet pressure P1:	max. 300 bar
Outlet pressure P2:	50/100/200 bar
Materials	
Body regulator:	see ordering info
Valve seat:	PCTFE
Piston:	SS 316L
O-ring:	Viton® (FKM)
(option)	Kalrez® (FFKM)
Filter:	SS 316L
Inlets and Outlets:	1/4" NPT(F)
Temperature range:	-30°C to +74°C
Leak rate: (to atmosphere)	1X10 ⁻⁸ mbar l/s He
(Via seat)	1X10 ⁻⁶ mbar l/s He
Flow capacity:	Cv=0.15
Weight:	1.13kg

Flow Chart



Panel & Line Regulators VSR-6EL & VSR-6ELP Series

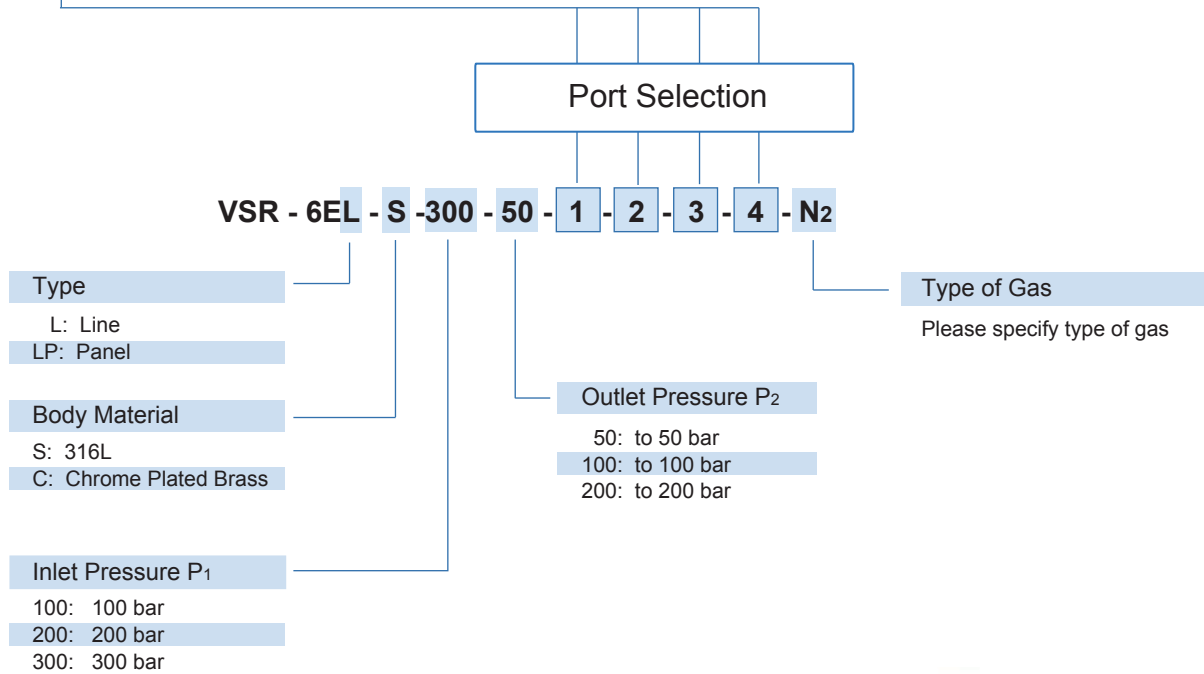
Ordering Information



Inlets / Outlets

F4: 1/4" NPT(F)	02: 1/8" Tube fitting	8M: 8mm Tube fitting	B: Plug
M4: 1/4" NPT(M)	04: 1/4" Tube fitting	TW6M: 6mm Weld tube	
F6: 3/8" NPT(F)	06: 3/8" Tube fitting	TW8M: 8mm Weld tube	
M6: 3/8" NPT(M)	6M: 6mm Tube fitting	P: Gauge (Psig/bar)	

* Other connection standard, consult factory.



Ordering Example

Example: VSR - 6EL C - 200 - 50 - F4 - P - F4 - B - O₂

1 - 2 - 3 - 4



* For mixed gases, please specify cylinder connection standard and thread when ordering.

Line Regulators

VSR-10LS Series

Product Features

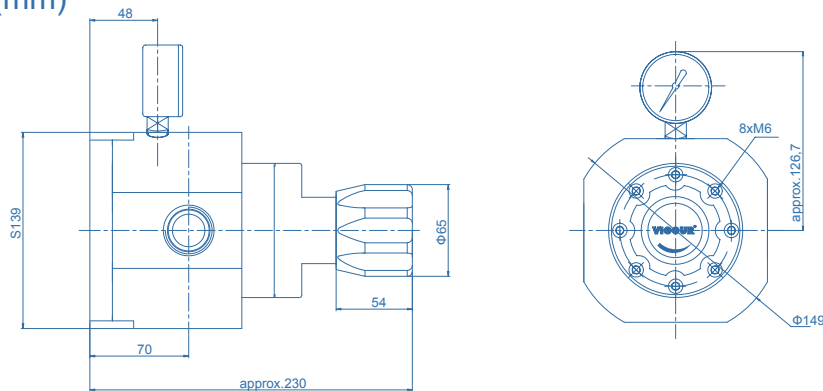
- Low pressure, High flow regulator
- Body Material: 316L
- High precision, high sensitivity
- 4 ports flexible configuration
- Stable output pressure
- Suitable for oxygen

Typical Applications

- Food and pharmaceutical industry
- Petroleum and petrochemical industry
- Integrated equipment matching



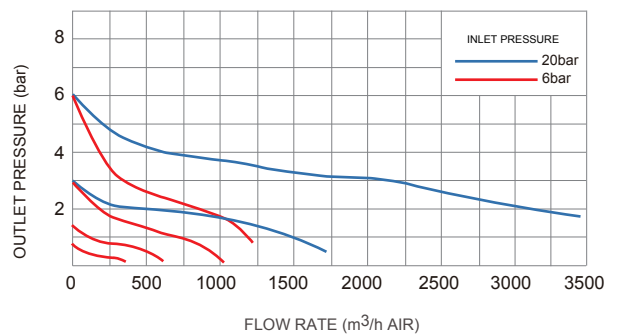
Dimensions (mm)



Technical Data

Type:	single-stage
Inlet pressure P1:	max. 20 bar
Outlet pressure P2:	2/4/7/10 bar
Materials	
Body regulator:	SS 316L
Valves seat:	EPDM
Diaphragm:	PTFE+Neoprene
Inlets and Outlets:	see ordering info
Temperature range:	-15°C to +74°C
Leak rate:	Bubble-tight
Flow capacity:	Cv=10
Weight:	14.2kg

Flow Chart



Ordering Information

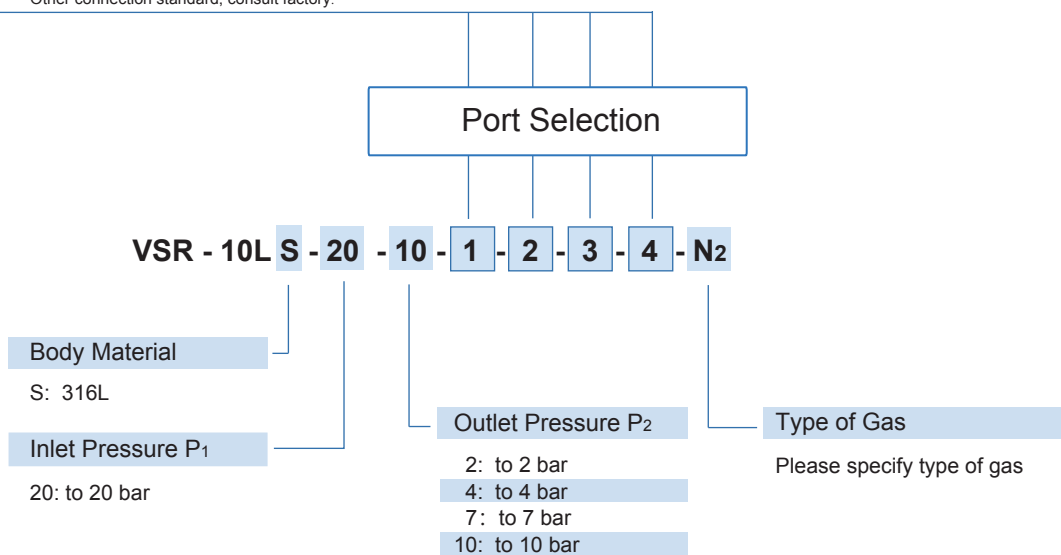


Inlets / Outlets

F4: 1/4" NPT(F)
F24: 1-1/2" NPT(F)
M24: 1-1/2" NPT(M)

P: Gauge (Psig/bar)
B: Plug

* Other connection standard, consult factory.



Ordering Example

Example: VSR - 10LS - 20 - 10 - F24 - P - F24 - B - O₂

1 - 2 - 3 - 4



* For mixed gases, please specify cylinder connection standard and thread when ordering.

Line Regulators

VSR-12L & 12HL Series

Product Features

- Low pressure, high flow regulator
- Brass chrome plated body for inert, reactive, flammable and oxidizing gas and mixtures up to grade 6.0
- Stainless steel 316L body for pharmaceutical, food, and beverage application
- 4 ports flexible configuration
- Stable outlet pressure
- Tested for use with oxygen
- Large seat and diaphragm areas provide high capacity with sensitive control of delivery pressure with low falloff

Typical Applications

- Component Testing
- Calibration Systems
- Laboratory Pressure Control
- Service & Test Equipment
- hydrogen energy resource

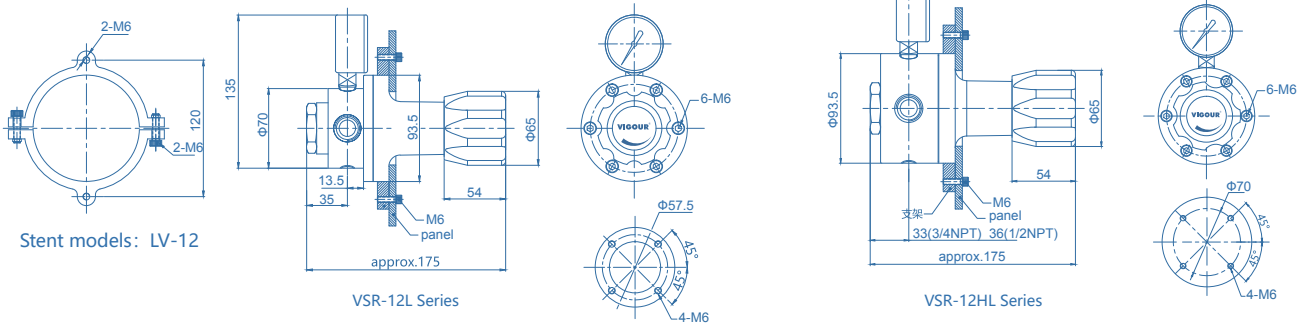


VSR-12HL Series



VSR-12L Series

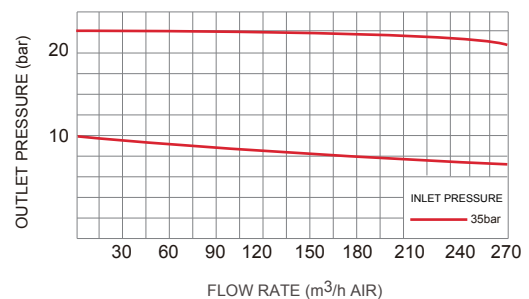
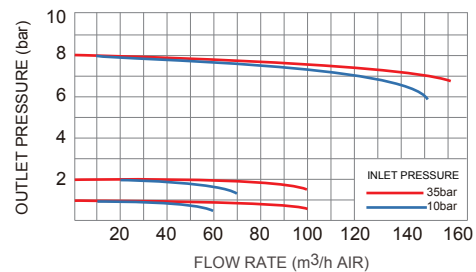
Dimensions (mm)



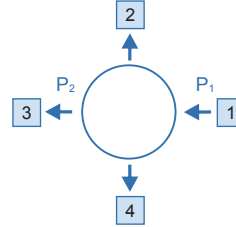
Technical Data

Type:	single-stage
Inlet pressure P1:	max. 35 bar
Outlet pressure P2:	1/2/4/8/10/20 bar
Materials	
Body regulator:	see ordering info
Valve seat:	EPDM (Viton® option)
Diaphragm:	PTFE+Buna-N
Inlets and Outlets:	see ordering info
Temperature range:	-15°C to +74°C
Leak rate:	Bubble-tight
Flow capacity:	Cv=3.1
Weight:	approx. 2.5kg / 3.7kg

Flow Chart



Ordering Information



Inlets / Outlets

F4: 1/4" NPT(F)
 F8: 1/2" NPT(F)
 F12: 3/4" NPT(F) (only for VSR-12HL series)
 12: 3/4" Tube fitting

16: 1" Tube fitting
 TW20M: 20mm Weld tube
 P: Gauge (Psig/bar)
 B: Plug

* Other connection standard, consult factory.

Port Selection

VSR - 12L S - 35 - 20 - 1 - 2 - 3 - 4 - N2

Type

L: L Series
 HL: HL Series

Body Material

S: 316L
 C: Chrome Plated Brass

Inlet Pressure P₁

35: 35 bar

Type of Gas

Please specify type of gas

Outlet Pressure P₂

1: to 1 bar
 2: to 2 bar
 4: to 4 bar
 8: to 8 bar
 10: to 10 bar
 20: to 20 bar



Ordering Example

Example: VSR - 12L S - 35 - 10 - F8 - P - F8 - B - O₂

1 - 2 - 3 - 4

* For mixed gases, please specify cylinder connection standard and thread when ordering.

Line Regulators

VSR-2EPH Series

Product Features

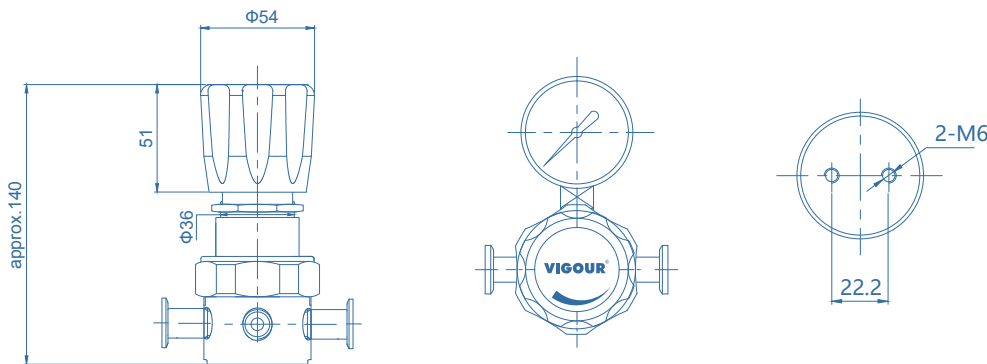
- Line pressure regulator
- Stainless steel 316L body
- Stable outlet pressure
- Hand wheel adjustment, precise control of pressure
- Suitable for oxygen
- Clamp standard ISO2852(ASME BPE option)
- Seals conform to USP Class VI and BPE design
- Suitable for biotechnology and pharmaceutical applications

Typical Applications

- Food and pharmaceutical industry
- Petroleum and petrochemical industry
- Integrated equipment matching



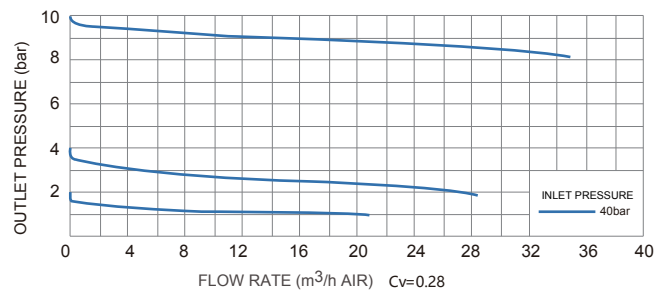
Dimensions (mm)



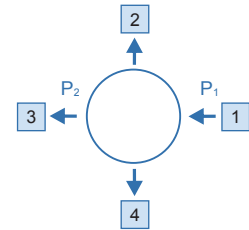
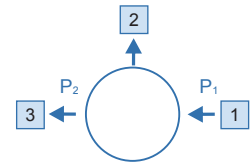
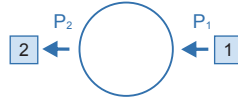
Technical Data

Type:	single-stage
Inlet pressure P1:	max. 40 bar
Outlet pressure P2:	VAC/1/2/3/4/8/10/20 bar
Materials	
Body regulator:	316L
Valve seat:	PCTFE
Diaphragm:	Hastelloy® C276
O-ring:	Viton® (FKM)
(option)	Kalrez® (FFKM)
Filter:	SS 316L
Inlets and Outlets:	see ordering info
Temperature range:	-30°C to +74°C
Leak rate: (to atmosphere)	1x10 ⁻⁸ mbar l/s He
(via seat)	1x10 ⁻⁶ mbar l/s He
Flow capacity:	Cv=0.28
Weight:	1.25kg

Flow Chart



Ordering Information



Inlets / Outlets

S16: 1" Clamp

S32: 2" Clamp

TW4: 1/4" Tube fitting

TW6: 3/8" Tube fitting

TW4M: 4mm Tube fitting

TW6M: 6mm Tube fitting

FV4: 1/4" VFS fitting (Female)

P: Gauge (Psig/bar)

* Other connection standard, consult factory.

Port Selection

VSR - 2EPH S - 40 - 10 - 1 - 2 - 3 - N₂

Body Material

S: 316L

Inlet Pressure P₁

10: 10 bar

40: 40 bar

Type of Gas

Please specify type of gas

Outlet Pressure P₂

1: to 1 bar

2: to 2 bar

3: to 3 bar

4: to 4 bar

8: to 8 bar

10: to 10 bar

20: to 20 bar

V2: -1 bar to 2 bar

V4: -1 bar to 4 bar

V10: -1 bar to 10 bar

V20: -1 bar to 20 bar

Ordering Example

Example: VSR - 2EPHS - 40 - 4 - S16 - S16 - N₂



Line Regulators

VSR-3PH Series

Product Features

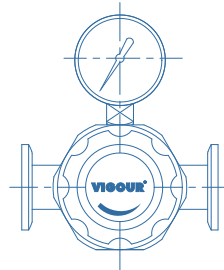
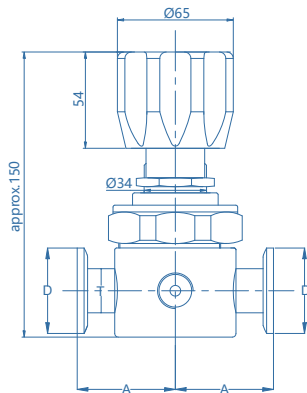
- Line pressure regulator
- Stainless steel 316L body
- 2 or 3 ports configuration
- Stable outlet pressure
- Hand wheel adjustment, precise control of pressure
- Suitable for oxygen
- Clamp standard ISO2852(ASME BPE option)
- Seals conform to USP Class VI and BPE design
- Suitable for biotechnology and pharmaceutical applications

Typical Applications

- Food and pharmaceutical industry
- Petroleum and petrochemical industry
- Integrated equipment matching



Dimensions (mm)

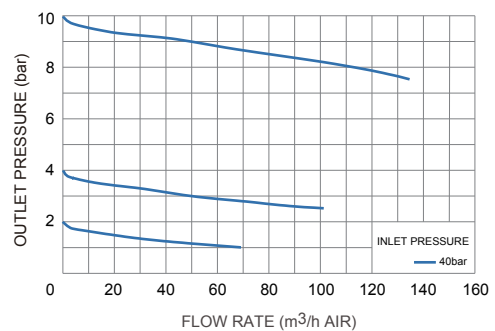


Connections	A	T	D
	mm	inch	mm
S16-TW8	60.6	1/2	25.4
S32-TW8	60.6	1/2	50.5
S16-TW12	60.6	3/4	25.4
S32-TW12	60.6	3/4	50.5
S32-TW16	60.6	1	50.5
S40-TW16	60.6	1	64
S32-TW24	60.6	1.5	50.5
S40-TW24	60.6	1.5	64
S40-TW32	60.6	2	64

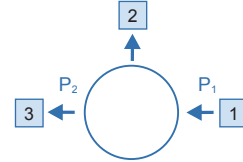
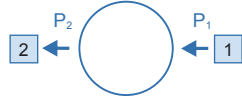
Technical Data

Type:	single-stage
Inlet pressure P1:	max. 40 bar
Outlet pressure P2:	2/4/8/10 bar
Materials	
Body regulator:	316L
Valve seat:	PCTFE
Diaphragm:	Hastelloy® C276
O-ring:	Viton® (FKM)
(option)	Kalrez® (FFKM)
Filter:	SS 316L
Inlets and Outlets:	see ordering info
Temperature range:	-30°C to +74°C
Leak rate: (to atmosphere)	1x10 ⁻⁹ mbar l/s He
(via seat)	1x10 ⁻⁶ mbar l/s He
Flow capacity:	Cv=1.7
Weight:	2.8kg

Flow Chart



Ordering Information



Inlets / Outlets

S16: 1" Clamp

S32: 2" Clamp

S40: 2-1/2" Clamp

TW8: 1/2" Tube fitting

TW12: 3/4" Tube fitting

TW12M: 12mm Tube fitting

TW20M: 20mm Tube fitting

FV4: 1/4" VFS(F)

P: Gauge (Psig/bar)

* Other connection standard, consult factory.

Port Selection

VSR - 3PH S - 40 - 10 - 1 - 2 - 3 - N₂

Body Material

S: 316L

Inlet Pressure P₁

40: 40 bar

Outlet Pressure P₂

2: to 2 bar

4: to 4 bar

8: to 8 bar

10: to 10 bar

Type of Gas

Please specify type of gas

Ordering Example

Example: VSR - 3PH S - 40 - 4 - S16 - S16 - N₂



Line Regulators

VSR-4PH Series

Product Features

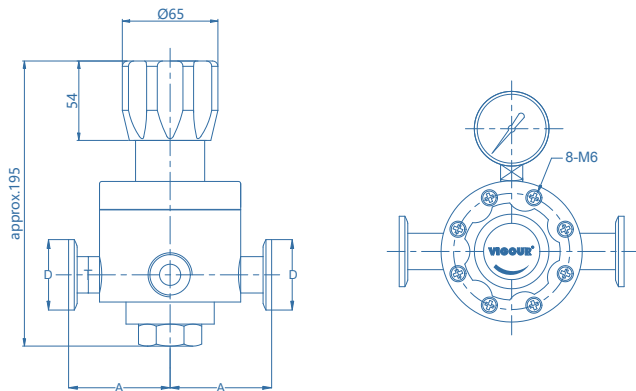
- Line pressure regulator
- Stainless steel 316L body
- 2 or 3 ports configuration
- Stable outlet pressure
- Hand wheel adjustment, precise control of pressure
- Suitable for oxygen
- Clamp standard ISO2852(ASME BPE option)
- Seals conform to USP Class VI and BPE design
- Suitable for biotechnology and pharmaceutical applications



Typical Applications

- Food and pharmaceutical industry
- Petroleum and petrochemical industry
- Integrated equipment matching

Dimensions (mm)

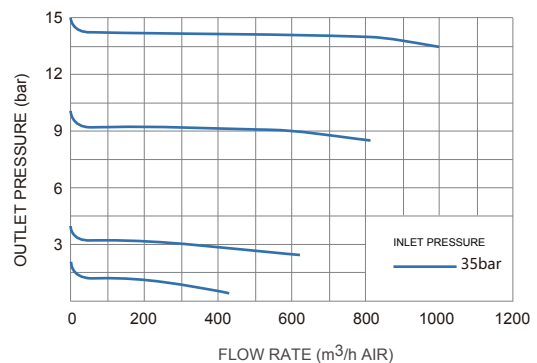


Connections	A	T	D
	mm	inch	mm
S16-TW8	73.6	1/2	25.4
S32-TW8	73.6	1/2	50.5
S16-TW12	73.6	3/4	25.4
S32-TW12	73.6	3/4	50.5
S32-TW16	73.6	1	50.5
S40-TW16	73.6	1	64
S32-TW24	73.6	1.5	50.5
S40-TW24	73.6	1.5	64
S40-TW32	73.6	2	64

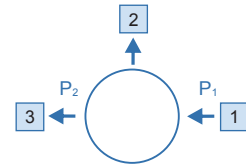
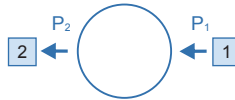
Technical Data

Type:	single-stage
Inlet pressure P1:	max. 35 bar
Outlet pressure P2:	2/4/8/10/20 bar
Materials	
Body regulator:	316L
Valve seat:	EPDM
Diaphragm:	PTFE+Neoprene
Inlets and Outlets:	see ordering info
Temperature range:	-15°C to +74°C
Leak rate:	Bubble-tight
Flow capacity:	Cv=5.1
Weight:	4.20kg

Flow Chart



Ordering Information



Inlets / Outlets

S16: 1" Clamp
S32: 2" Clamp
S40: 2-1/2" Clamp

TW8: 1/2" Tube fitting
TW12: 3/4" Tube fitting
TW16: 1" Tube fitting
TW24: 1-1/2" Tube fitting

TW12M: 12mm Tube fitting
TW20M: 20mm Tube fitting
TW25M: 25mm Tube fitting
TW30M: 30mm Tube fitting

P: Gauge (Psig/bar)

* Other connection standard, consult factory.

Port Selection

VSR - 4PH - S - 35 - 10 - 1 - 2 - 3 - N₂

Body Material

S: 316L

Inlet Pressure P₁

35: 35 bar

Outlet Pressure P₂

2: to 2 bar

4: to 4 bar

8: to 8 bar

10: to 10 bar

20: to 20 bar

Type of Gas

Please specify type of gas

Ordering Example

Example: VSR - 4PHS - 35 - 10 - S16 - S16 - N₂



Line Regulators

VSR-10PH Series

Product Features

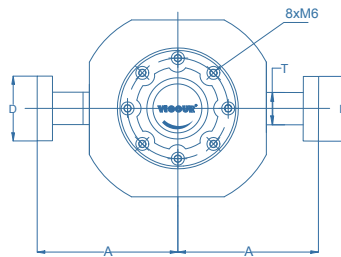
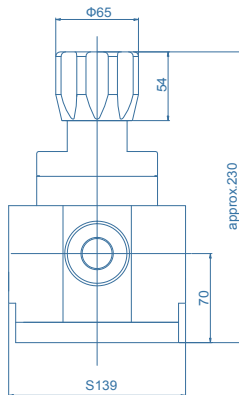
- Low pressure, large flow pressure reducer
- Stainless steel 316L body
- High precision, high sensitivity
- 2 or 3 ports configuration
- Stable output pressure
- Suitable for oxygen
- Seals conform to USP Class VI and BPE design
- Suitable for biotechnology and pharmaceutical applications

Typical Applications

- Food and pharmaceutical industry
- Petroleum and petrochemical industry
- Integrated equipment matching



Dimensions (mm)

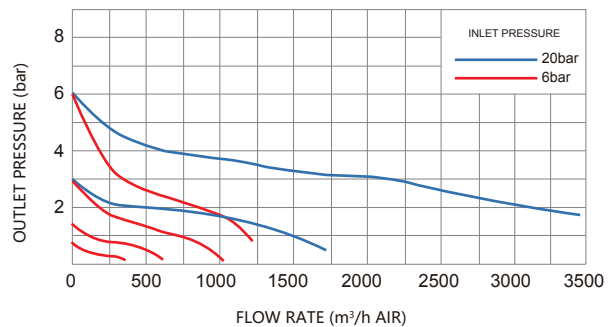


Connections	A	T	D
	mm	inch	mm
S32-TW16	98.1	1	50.5
S40-TW16	98.1	1	64
S32-TW24	98.1	1.5	50.5
S40-TW24	98.1	1.5	64

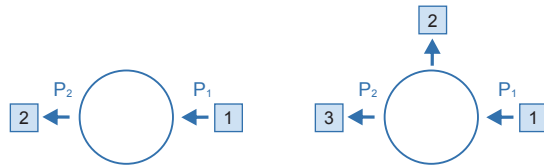
Technical Data

Type:	single-stage
Inlet pressure P1:	max. 20 bar
Outlet pressure P2:	2/4/7/10 bar
Materials	
body regulator:	316L
Valve seat:	EPDM
Diaphragm:	PTFE
Inlets and Outlets:	see ordering info
Temperature range:	-15°C to +74°C
Leak rate:	Bubble-tight
Flow capacity:	Cv=10.0
Weight:	18.5kg

Flow Chart



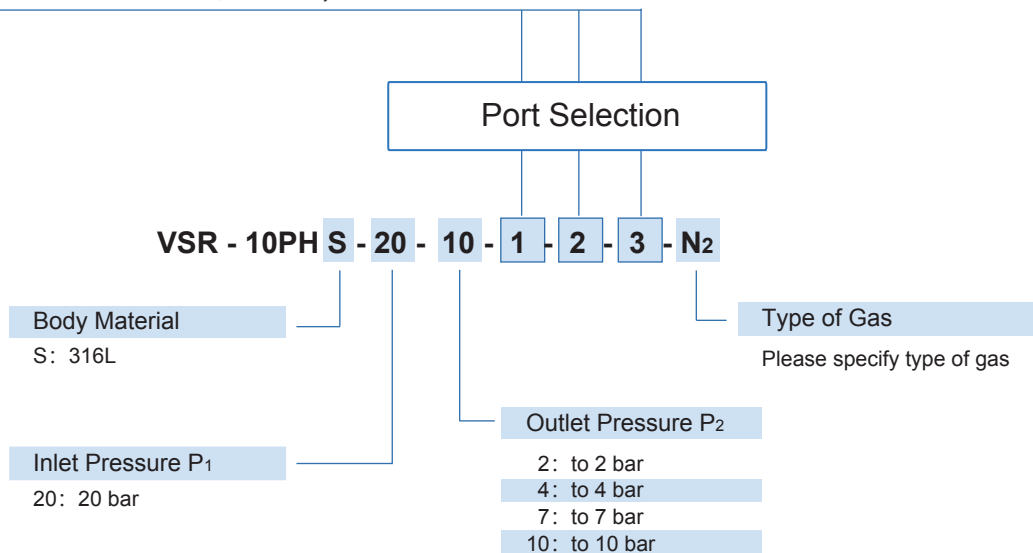
Ordering Information



Inlets / Outlets

S16: 1" Clamp	TW16: 1" Tube fitting
S32: 2" Clamp	TW24: 1-1/2" Tube fitting
S40: 2-1/2" Clamp	P: Gauge (Psig/bar)

* Other connection standard, consult factory.



Ordering Example

Example: VSR - 10PHS - 20 - 10 - S32 - B - S32 - N₂

1 - 2 - 3



Line Regulators

VSR-3F Series

Product Features

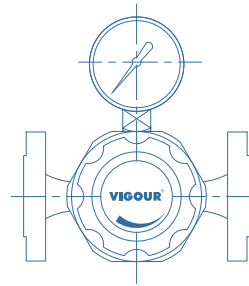
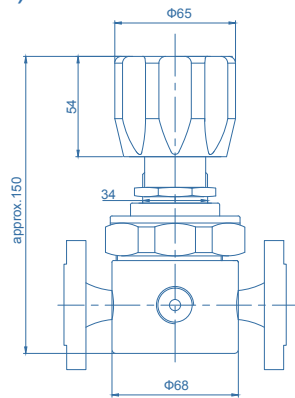
- Line pressure regulator
- Stainless steel 316L body
- 4 ports configuration
- Stable outlet pressure

Typical Applications

- Pharmaceutical Industry
- Food and Beverage Industry



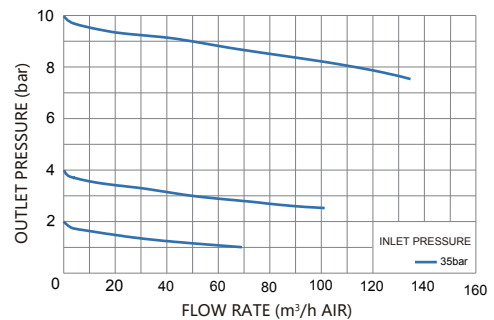
Dimensions (mm)



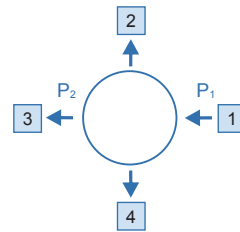
Technical Data

Type:	single-stage
Inlet pressure P1:	max. 40 bar
Outlet pressure P2:	2/4/10/20/V2/V10 bar
Materials	
body regulator:	see ordering info
Valve seat:	PCTFE
Diaphragm:	Hastelloy® C276
O-ring:	Viton® (FKM)
(option)	Kalrez® (FFKM)
Filter:	SS 316L
Inlets and Outlets:	see ordering info
Temperature range:	-30°C to +74°C
Leak rate: (to atmosphere)	1x10 ⁻⁸ mbar l/s He
(via seat)	1x10 ⁻⁶ mbar l/s He
Flow capacity:	Cv=1.7
Weight:	3.2kg

Flow Chart



Ordering Information



Inlets / Outlets

D10: DN10 Flange	D25: DN25 Flange	P: Gauge (Psig/bar)
D15: DN15 Flange	D30: DN30 Flange	B: Plug
D20: DN20 Flange	F4: 1/4"NPT(F)	

* Other connection standard, consult factory.

Port Selection

VSR - 3F S - 40 - 10 - 1 - 2 - 3 - 4 - N₂

Body Material
S: 316L

Inlet Pressure P₁
10: 10 bar
16: 16 bar
25: 25 bar
40: 40 bar

Outlet Pressure P₂
2: to 2 bar
4: to 4 bar
10: to 10 bar
20: to 20 bar
V2: 30 in Hg VAC ~ 2 bar
V10: 30 in Hg VAC ~ 10 bar

Type of Gas
Please specify type of gas

Ordering Example

Example: VSR - 3FS - 40 - 10 - D10 - F4 - D10 - B - N₂

1 - 2 - 3 - 4



Line Regulators

VSR-4F Series

Product Features

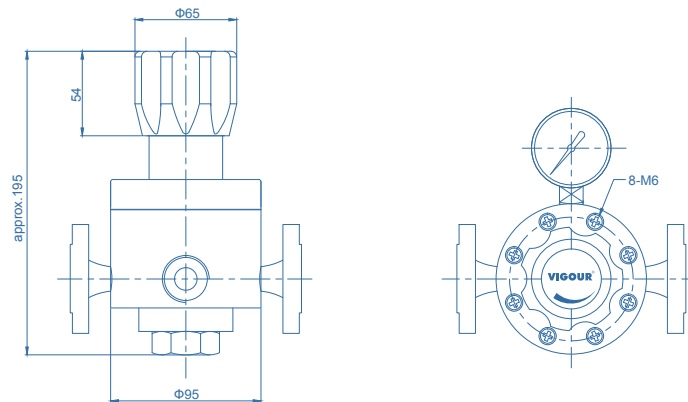
- Line pressure regulator
- Stainless steel 316L body
- 4 ports configuration
- Stable outlet pressure

Typical Applications

- Pharmaceutical Industry
- Food and Beverage Industry



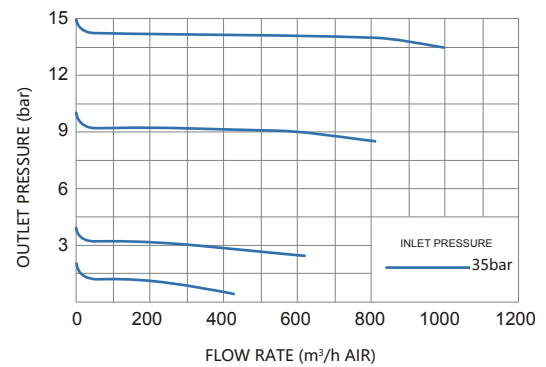
Dimensions (mm)



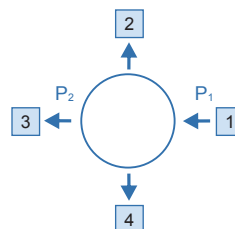
Technical Data

Type:	single-stage
Inlet pressure P1:	max. 35 bar
Outlet pressure P2:	2/4/8/10/20 bar
Materials	
body regulator:	see ordering info
Valve seat:	EPDM (Buna-N option)
Diaphragm:	PTFE+Neoprene
Inlets and Outlets:	see ordering info
Temperature range:	-15°C to +74°C
Leak rate:	Bubble-tight
Flow capacity:	Cv=5.1
Weight:	5.10kg

Flow Chart



Ordering Information



Inlets / Outlets

D20: DN20 Flange | F4: 1/4" NPT(F) | B: Plug
 D25: DN25 Flange | P: Gauge (Psig/bar)

* Other connection standard, consult factory.

Port Selection

VSR - 4F - S - 35 - 10 - 1 - 2 - 3 - 4 - N₂

Body Material
 S: 316L

Inlet Pressure P₁
 10: 10 bar
 16: 16 bar
 25: 25 bar
 35: 35 bar


Outlet Pressure P₂
 2: to 2 bar
 4: to 4 bar
 8: to 8 bar
 10: to 10 bar
 20: to 20 bar

Type of Gas
 Please specify type of gas

Ordering Example

Example: VSR - 4FS - 35 - 10 - D20 - B - D20 - B - N₂

1 - 2 - 3 - 4



Line Regulators

VSR-10F Series

Product Features

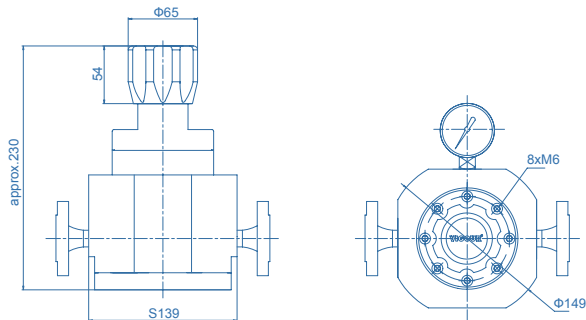
- Line pressure regulator
- Stainless steel 316L body
- 3 or 4 ports configuration
- Stable outlet pressure
- Tested for use with oxygen

Typical Applications

- Pharmaceutical Industry
- Food and Beverage Industry
- Integrated equipment matching



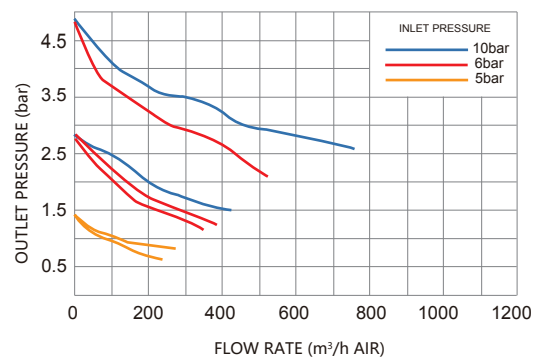
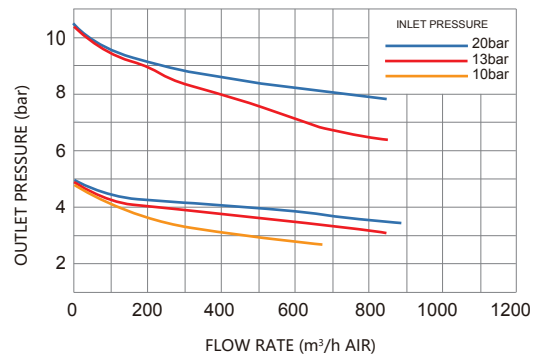
Dimensions (mm)



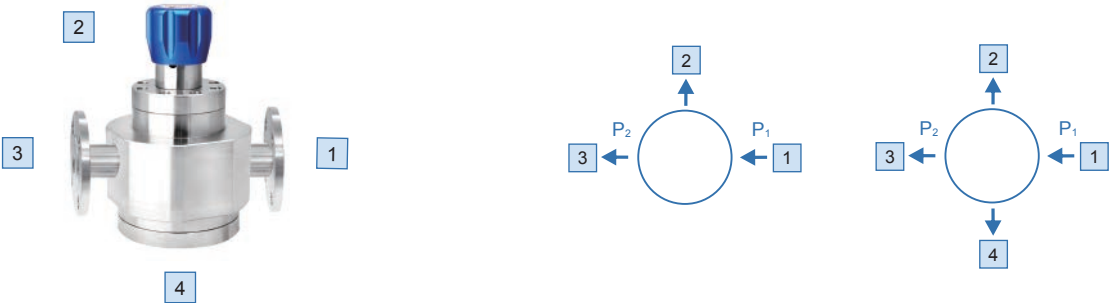
Technical Data

Type:	single-stage
Inlet pressure P1:	max. 20 bar
Outlet pressure P2:	2/4/7/10 bar
Materials	
body regulator:	316L
Valve seat:	EPDM
Diaphragm:	PTFE+Neoprene
Inlets and Outlets:	see ordering info
Temperature range:	-15°C~+74°C
Leak rate:	Bubble-tight
Flow capacity:	Cv=10
Weight:	19.4kg

Flow Chart



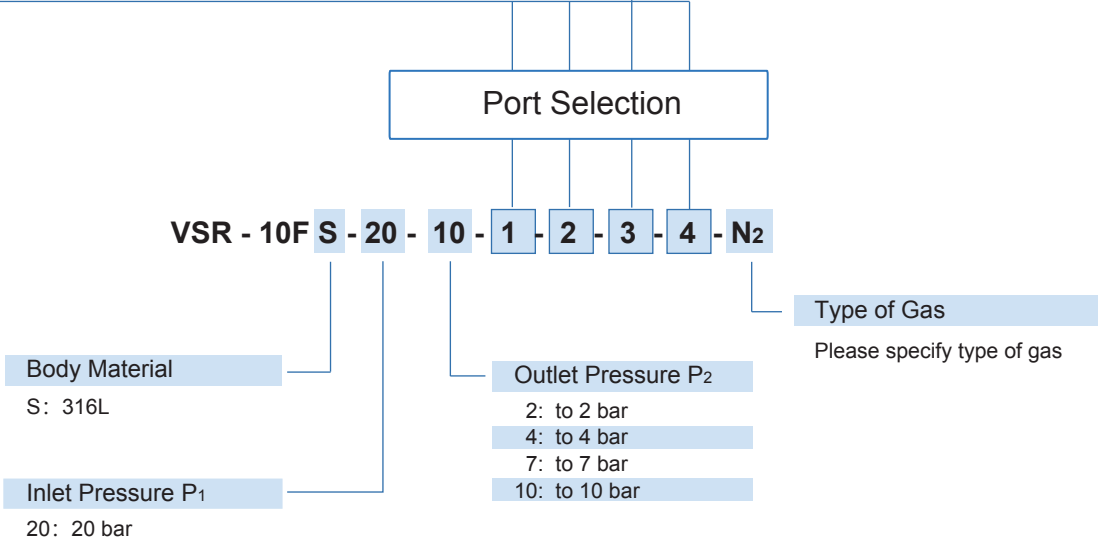
Ordering Information



Inlets / Outlets

D20: DN20 Flange	D50: DN50 Flange	B: Plug
D25: DN25 Flange	D80: DN80 Flange	
D40: DN40 Flange	P: Gauge (Psig/bar)	

* Other connection standard, consult factory.



Ordering Example

Example: VSR - 10FS - 20 - 10 - D20 - P - D20 - B - N₂

1 - 2 - 3 - 4

Back Pressure Regulators

VSR-51 Series

Product Features

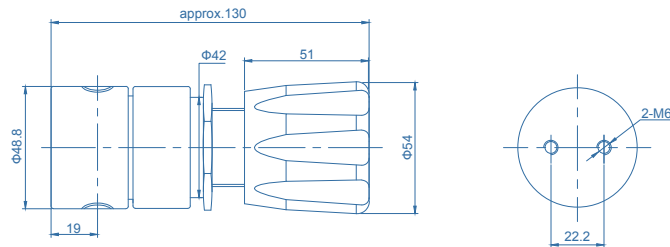
- Reduces contamination and provides accurate regulation of corrosive or non-corrosive gases
- Close pressure differential between crack and reseal
- Compact and economical
- panel mounting is available
- Tested for use with oxygen



Typical Applications

- Analytical systems
- Gas sampling
- pilot plants
- OEM packages
- R & D laboratories

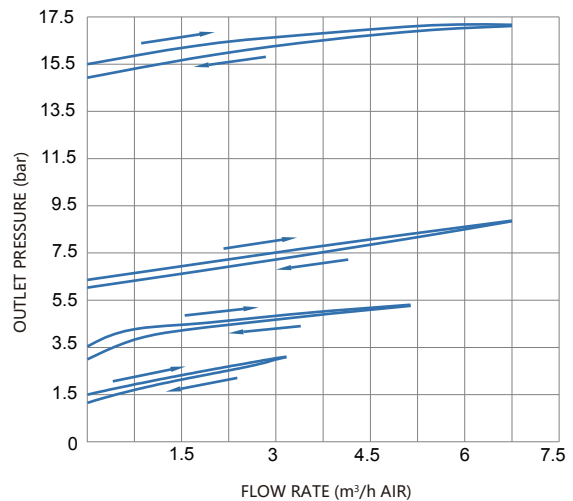
Dimensions (mm)



Technical Data

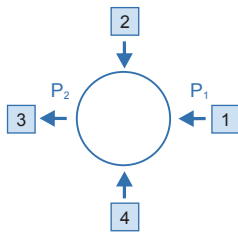
Inlet pressure P1:	max. 10 bar
Controlled pressure:	see ordering info
Materials	
Body regulator, Relief valve:	see ordering info
Valve seat:	PCTFE
Diaphragm:	Hastelloy®
Filter:	SS 316L
Inlets and Outlets:	1/4"NPT(F)
Temperature range:	-30°C to +74°C
Leak rate:	Bubble tight
Flow capacity:	Cv=0.08
Weight:	1kg

Flow Chart

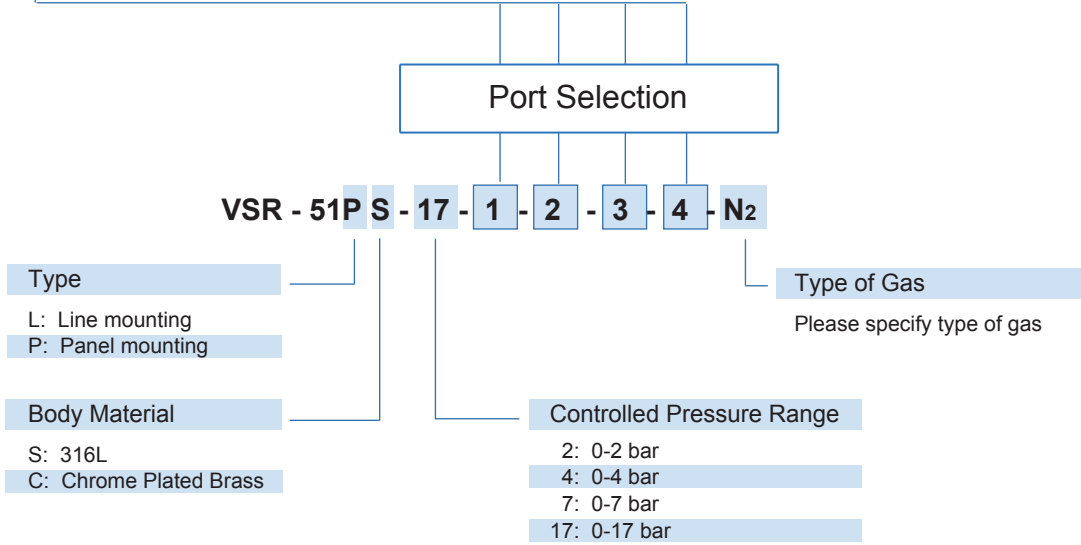


Back Pressure Regulators VSR-51 Series

Ordering Information



Inlets / Outlets
 F4: 1/4" NPT(F) | P: Gauge (Psig/bar) | B: Plug
 * Other connection standard, consult factory.



Ordering Example

Example: VSR - 51LS - 17 - F4 - P - F4 - B - O₂

1 -
2 -
3 -
4



* For mixed gases, please specify cylinder connection standard and thread when ordering.

Back Pressure Regulators

VSR-52 Series

Product Features

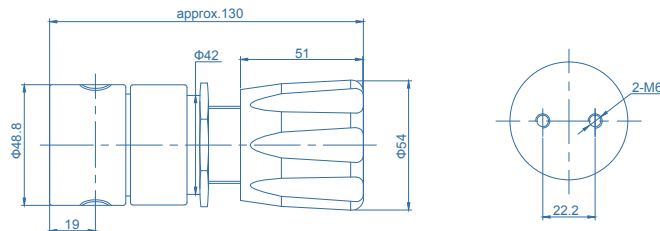
- Economical, compact design
- Piston sensed design is safe and reliable
- Available in a Stainless Steel or Brass design
- Optional gauge ports and panel mounting
- Low handknob torque for easy operation
- Bubble-tight shutoff at all reseating pressures
- Tested for use with oxygen



Typical Applications

- Industrial equipment for hydraulic or pneumatic service
- calibration system
- Laboratory pressure control
- High pressure sampling system
- Maintain and test equipment

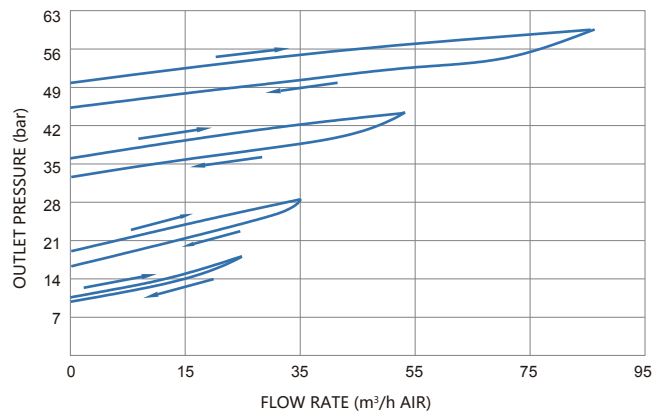
Dimensions (mm)



Technical Data

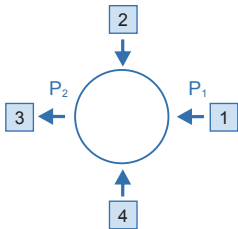
Inlet pressure P1:	max. 50 bar
Controlled pressure:	see ordering info
Materials	
Body regulator, relief valve:	see ordering info
Valve seat:	PCTFE
Piston:	SS 316L
O-ring:	Viton® (FKM)
(option)	Kalrez® (FFKM)
Filter:	SS 316L
Inlets and Outlets:	1/4" NPT(F)
Temperature range:	-30°C to +74°C
Leak rate:	Bubble-tight
Flow capacity:	Cv=0.1
Weight:	1kg

Flow Chart



Back Pressure Regulators VSR-52 Series

Ordering Information



Inlets / Outlets

F4: 1/4"NPT(F) | P: Gauge (Psig/bar) | B: Plug

* Other connection standard, consult factory.

Port Selection

VSR - 52 - L S - 10 - 1 - 2 - 3 - 4 - N₂

Type

L: Line mounting
P: Panel mounting

Body Material

S: 316L
C: Chrome Plated Brass

Type of Gas

Please specify type of gas

Controlled Pressure Range

10: 3-10 bar
20: 3-20 bar
50: 7-50 bar

Ordering Example

Example: VSR - 52LS - 10 - F4 - P - F4 - B - N₂



* For mixed gases, please specify cylinder connection standard and thread when ordering.

Back Pressure Regulators

VSR-53 Series

Product Features

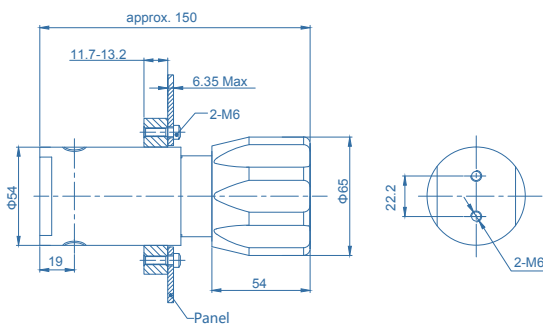
- Function similar to relief valve, ease of adjustment
- Panel and line mounting
- Accuracy: $\pm 1\%$ of central pressure range
- Bubble-tight shut-off at all reseal pressures
- Tested for use with oxygen

Typical Applications

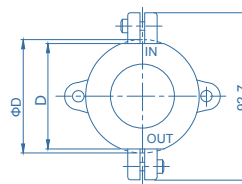
- Pump discharge pressure control
- Reactor pressure control
- Over-pressurization relief



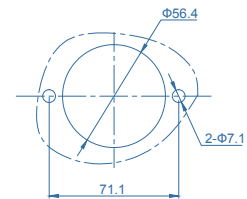
Dimensions (mm)



Inlets and Outlets	D
1/4 NPT(F)	58.4
1/4, 3/8 NPT(F)	$\Phi 63$
3/8 NPT(F) HU	78.2
1/2 NPT(F)	84.6



Stent models: LV-53

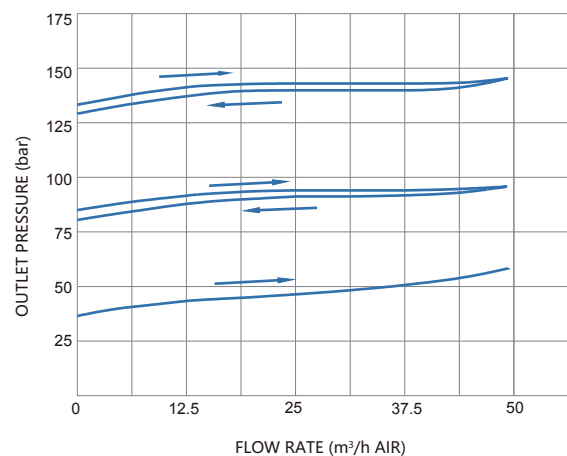


Panel Cut-Out

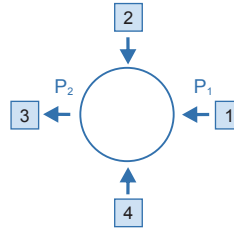
Technical Data

Type:	single-stage
Inlet pressure P1:	max. 300 bar
Controlled pressure:	see ordering info
Materials	
Body regulator:	316L
Valve seat:	PCTFE
O-ring:	Viton® (FKM)
(option)	Kalrez® (FFKM)
Filter:	SS 316L
Piston:	SS 316L
Inlets and Outlets:	see ordering info
Temperature range:	-30°C to +74°C
Leak rate:	Bubble-tight
Flow capacity	CV=0.14 (<100bar) CV=0.1(100~300bar)
Weight:	2.2 kg

Flow Chart



Ordering Information



Inlets / Outlets

F4: 1/4"NPT(F) P: Gauge (Psig/bar)
 F6: 3/8"NPT(F) B: Plug
 F8: 1/2"NPT(F)

* Other connection standard, consult factory.

Port Selection

VSR - 53L S - 50 - 1 - 2 - 3 - 4 - N₂

Type

L: Line mounting
 P: Panel mounting

Body Material

S: 316L

Type of Gas

Please specify type of gas

Controlled Pressure Range

35: 0.35-35 bar
 50: 0.35-50 bar
 100: 0.7-100 bar
 200: 1.72-200 bar
 300: 3.45-300 bar

Ordering Example

Example: VSR - 53LS - 50 - F4 - F4 - F4 - B - N₂



Calibration Gas Regulators

VSR-15 Series

Product Features

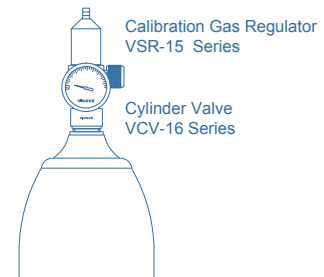
- Cylinder pressure regulator
- Brass chrome plated body or stainless steel body
- Piston type

Typical Applications

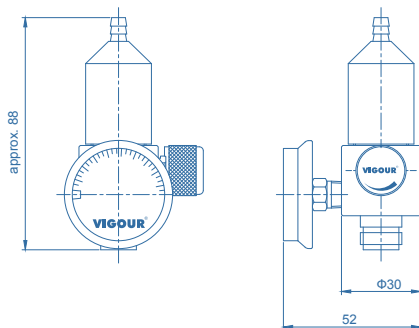
- Calibration system

Technical Data

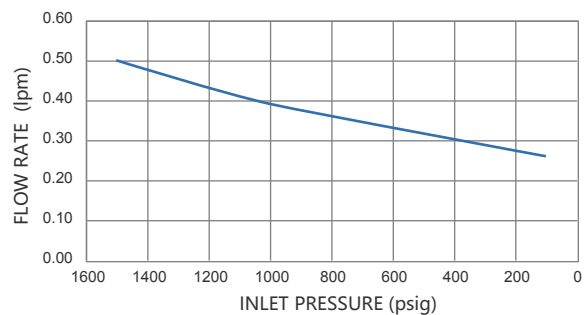
Type:	single-stage
Inlet pressure:	max. 200 bar
Outlet pressure:	4 bar(standard) 2 bar(option)
Outlet flow settings:	see ordering info
Materials	
Body regulator:	see ordering info
Temperature range:	-20°C to +50°C
Leak rate:	Bubble-tight
Weight:	0.35 kg



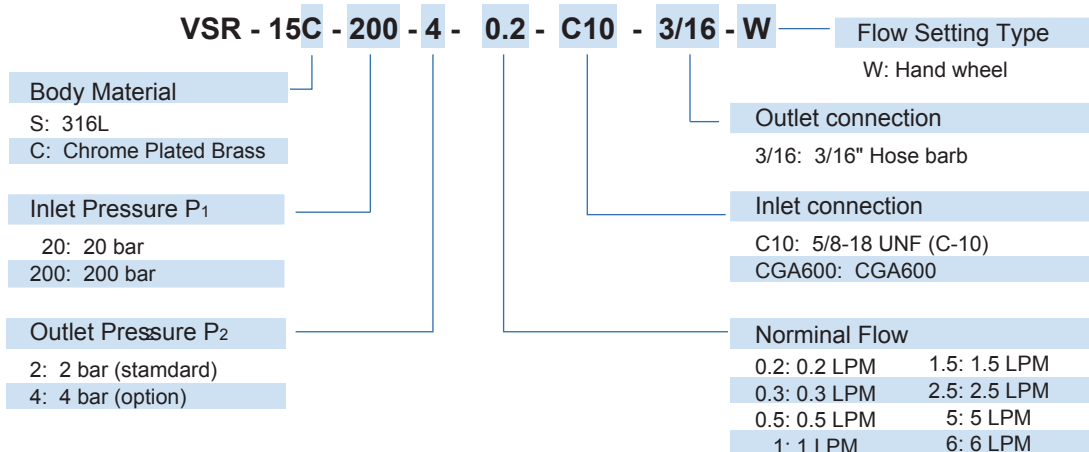
Dimensions (mm)



Flow Chart



Ordering Information



Calibration Gas Regulators VSR-19 Series

Product Features

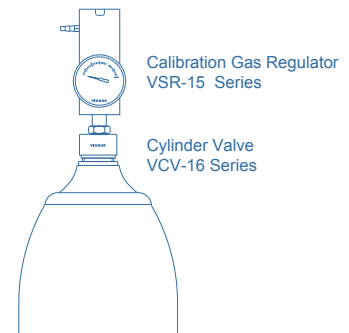
- Cylinder pressure regulator
- Aluminum body
- Piston type
- On / Off valve

Typical Applications

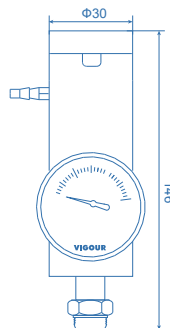
- Disposable cylinders of non-corrosive gases
- Calibration system

Technical Data

Type:	single-stage
Inlet pressure:	max. 200 bar
Outlet flow settings (orifice):	see ordering info
Materials	
Body regulator:	aluminum
Inlet fitting:	C10, CGA600
Outlet fitting:	3/16" Hose barb
Temperature operating range:	-20°C to +50°C
Weight:	0.30 kg

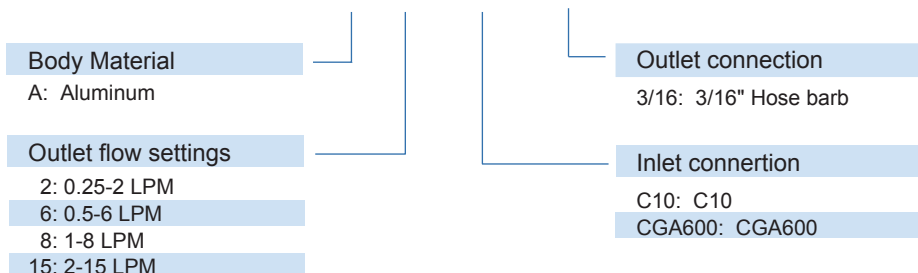


Dimensions (mm)



Ordering Information

VSR - 19A - 15 - C10 - 3/16



High Pressure Self-venting Regulators

VSR-7 Series

Product Features

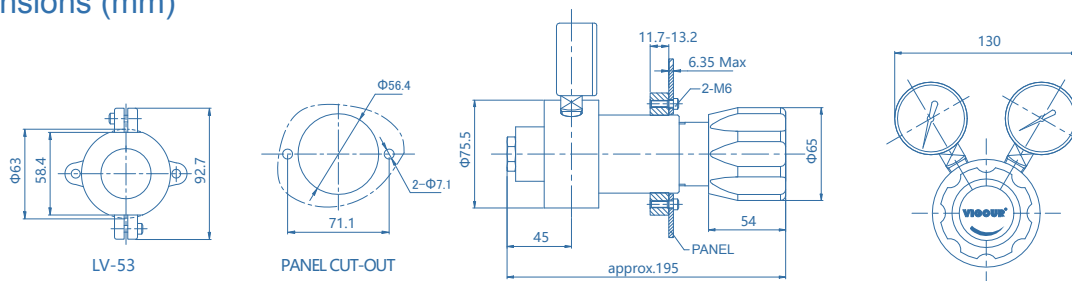
- High pressure, high flow regulator
- Brass chrome plated body and bonnet for inert, reactive, flammable and oxidizing oxidizing gas and mixtures up to grade 6.0
- Stainless steel 316L body for pharmaceutical, food and beverage application
- Simple outlet pressure limitation by handwheel
- Self-venting standard
- Stable outlet pressure
- Tested for use with oxygen

Typical Applications

- Component Testing
- Calibration System
- Laboratory Pressure Control
- High Pressure Sampling System
- Service & Test Equipment



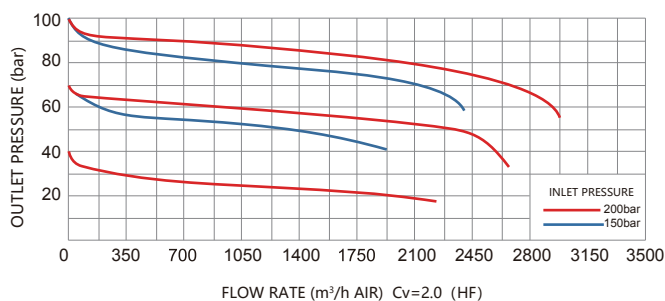
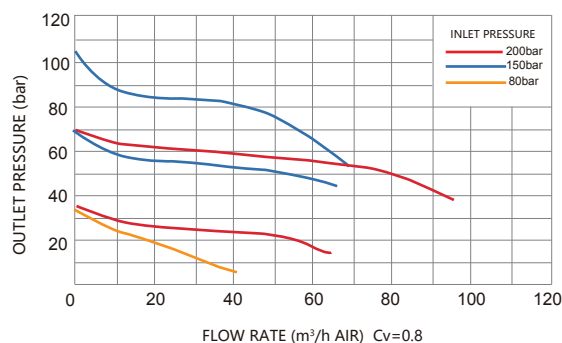
Dimensions (mm)



Technical Data

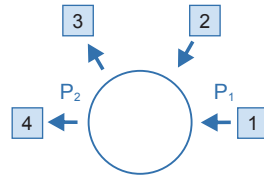
Type:	single-stage
Inlet pressure P1:	max. 300 bar
Outlet pressure P2:	20/35/50/100/170 bar
Materials	
Body regulator:	see ordering info
Valve seat:	Teflon® (PCTFE)
Filter:	SS 316L
O-ring:	Viton® (FKM)
Back-up ring:	PTFE
Gaskets:	PCTFE
Inlets and Outlets:	1/2"NPT(F) 3/4"NPT(F)
Temperature range:	-30°C to +74°C
Leak rate:	Bubble-tight
Flow capacity:	Cv=0.8 Cv=2.0(HF)
Weight:	2.9kg

Flow Chart



High Pressure Self-venting Regulators VSR-7 Series

Ordering Information



Inlets / Outlets

F4: 1/4 NPT(F)
F8: 1/2"NPT(F)
F12: 3/4"NPT(F)
TW12M: 12mm weld tube

TW20M: 20mm weld tube
P: Gauge (Psig/bar)
B: Plug

* Other connection standard, consult factory.

Port Selection

VSR - 7S - 200 - 20 - 1 - 2 - 3 - 4 - N2 - HF - X

Body Material

S: 316L
C: Chrome Plated Brass

Inlet Pressure P₁

40: 40 bar
100: 100 bar
200: 200 bar
300: 300 bar

Outlet Pressure P₂

20: to 20 bar
35: to 35 bar
50: to 50 bar
100: to 100 bar
170: to 170 bar

Option

Blank: Self-venting
X: Non self-venting

Option

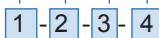
Blank: Cv=0.8
HF: Cv=2.0

Type Of Gas

Please specify type of gas

Ordering Example

Example: VSR - 7S - 300 - 50 - F8 - P - P - F8 - N2



High Pressure Self-venting Regulators

VSR-8 Series

Product Features

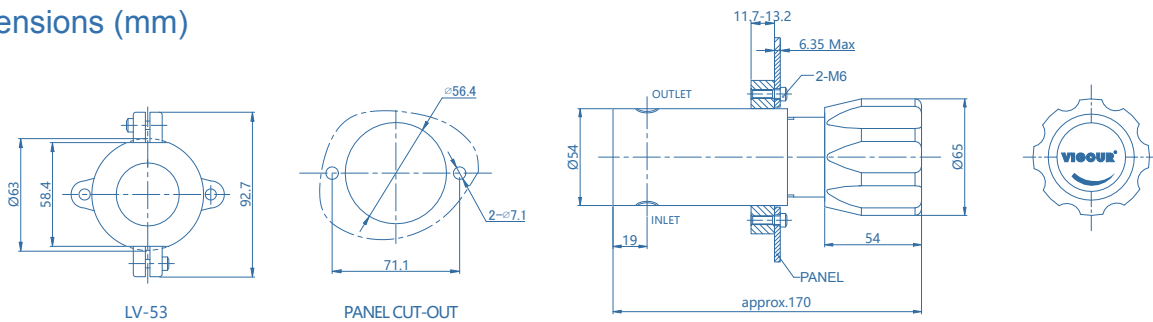
- Piston type high pressure regulator
- self-venting standard
- Brass chrome plated body and bonnet for inert, reactive, flammable and oxidizing oxidizing gas and mixtures up to grade 6.0
- Stainless steel 316L body for pharmaceutical, food and beverage application
- 4 ports flexible configuration
- Stable outlet pressure
- Simple outlet pressure limitation by handwheel
- Inlet filter
- Tested for use with oxygen



Typical Applications

- Component Testing
- Calibration System
- Laboratory Pressure Control
- High Pressure Sampling System
- Service & Test Equipment

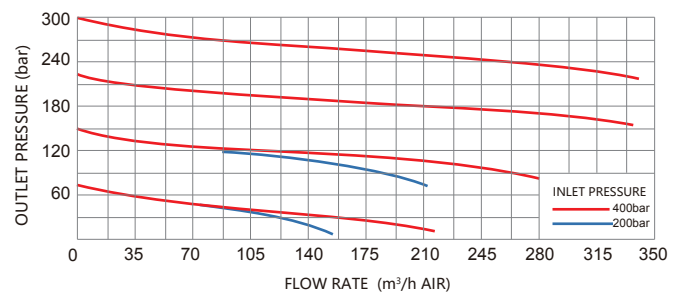
Dimensions (mm)



Technical Data

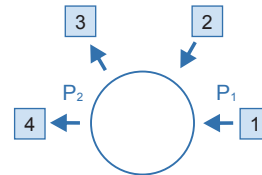
Type:	single-stage
Inlet pressure P1:	Brass: max. 400 bar 316L: max. 400/700 bar
Outlet pressure P2:	35/50/100/200//300/400 bar
Materials	
Body regulator, relief valve:	see ordering info
Main valve seat:	Vespel®
Vent valve seat:	PCTFE
Piston:	SS 316L
O-ring:	Viton® (FKM)
(option)	Kalrez®(FFKM)
Filter:	SS 316L
Inlets and Outlets:	1/4" NPT (F)
Temperature range:	-30°C to +74°C
Leak rate:	Bubble-tight
Flow capacity:	Cv=0.06
Weight:	2.20kg

Flow Chart



High Pressure Self-venting Regulators VSR-8 Series

Ordering Information



Inlets / Outlets

F4: 1/4"NPT(F)
M4: 1/4"NPT(M)
O2: 1/8"Tube fitting
O4: 1/4"Tube fitting
O6: 3/8"Tube fitting

6M: 6mm Tube fitting
8M: 8mm Tube fitting
TW6M: 6mm Weld tube
TW8M: 8mm Weld tube

P: Gauge (Psig/bar)
B: Plug

* Other connection standard, consult factory.

Port Selection

VSR - 8S - 400 - 200 - 1 - 2 - 3 - 4 - N2 - X

Body Material

S: 316L
C: Chrome Plated Brass

Inlet Pressure P₁

400: 400 bar (Brass / 316L)
700: 700 bar (316L)

Outlet Pressure P₂

35: to 35 bar
50: to 50 bar
100: to 100 bar
200: to 200 bar
300: to 300 bar
400: to 400 bar

Option

Blank: Self-venting
X: Non self-venting

Type of Gas

Please specify type of gas

Ordering Example

Example: VSR - 8C - 400 - 200 - F4 - F4 - F4 - F4 - N2 - X

1 - 2 - 3 - 4



* For mixed gases, please specify cylinder connection standard and thread when ordering.

High Pressure Self-venting Regulators

VSR-31 Series

Product Features

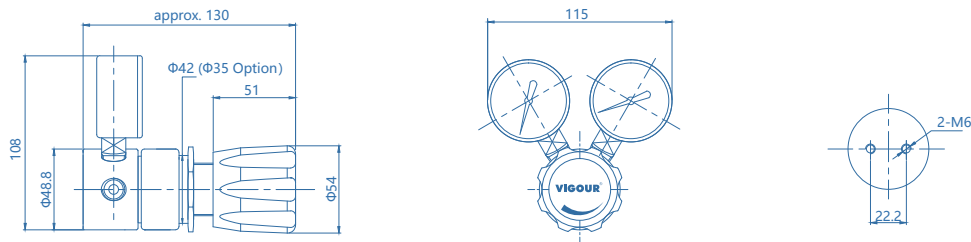
- Piston sensed for high reliability and long service life
- Brass or Stainless Steel construction
- For pilot type pressure reducing system
- 4 ports flexible configuration
- Stable outlet pressure
- Simple outlet pressure limitation by handwheel
- Adjustable and stoppable ultimate maximum outlet pressure



Typical Applications

- Component Testing
- Calibration Systems
- Laboratory Pressure Control
- High Pressure Sampling Systems
- Service & Test Equipment

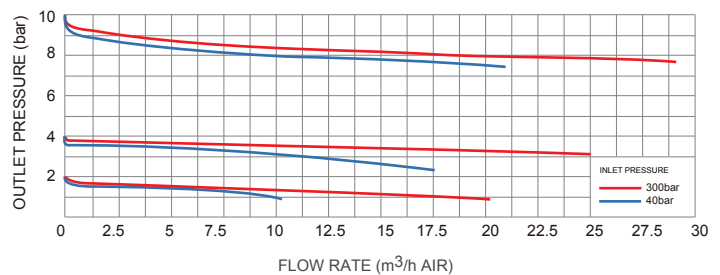
Dimensions (mm)



Technical Data

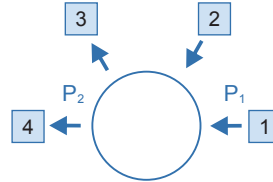
Type:	single-stage
Inlet pressure P1:	max. 300 bar
Outlet pressure P2:	2/4/8/10/20 bar
Materials	
Body regulator:	see ordering info
Valve seat:	PCTFE
O-ring:	Viton® (FKM)
(option)	Kalrez® (FFKM)
Filter:	SS 316L
Inlets and Outlets:	1/4" NPT(F)
Temperature range:	-30°C to +74°C
Leak rate:	Bubble-tight
Flow capacity:	Cv=0.07
Weight:	approx. 1.30kg

Flow Chart



High Pressure Self-venting Regulators VSR-31 Series

Ordering Information



Inlets / Outlets

F4: 1/4" NPT(F)

P: Gauge (Psig/bar)

* Other connection standard, consult factory.

Port Selection

VSR - 31P S - 200 - 20 - 1 - 2 - 3 - 4 - N₂

Options

None: Standard mounting

P: Panel mounting

Body Material

S: 316L

C: Chrome Plated Brass

Inlet Pressure P₁

100: 100 bar

200: 200 bar

300: 300 bar

Outlet Pressure P₂

4: to 4 bar

8: to 8 bar

10: to 10 bar

20: to 20 bar

35: to 35 bar

40: to 40 bar

50: to 50 bar

Type of Gas

Please specify type of gas

Ordering Example

Example: VSR - 31C - 200 - 10 - F4 - P - P - F4 - O₂

1 - 2 - 3 - 4



High Pressure Regulators

VSR-36 Series

Product Features

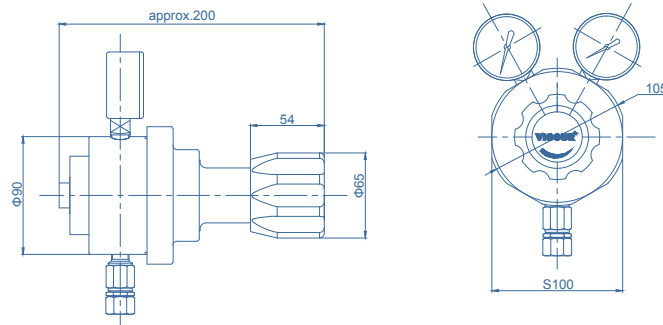
- Pressure regulator, piston type
- Brass body for inert, reactive, flammable and oxidizing gas and mixtures up to grade 6.0
- Stainless steel 316L body for corrosive gases
- 5 Ports flexible configuration
- Stable outlet pressure
- Simple outlet pressure limitation by handwheel
- Inlet filter
- Tested for use with oxygen



Typical Applications

- Hydrogen energy resource
- Manifold Systems
- Laboratory Pressure Control
- High Pressure Sampling Systems
- Service & Test Equipment

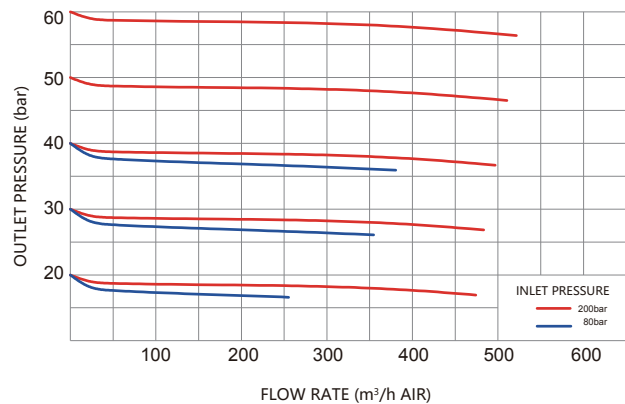
Dimensions (mm)



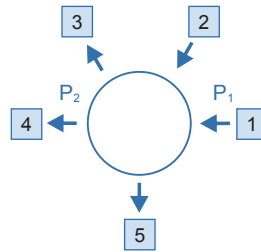
Technical Data

Type:	single-stage
Inlet pressure P1:	max. 300 bar
Outlet pressure P2:	20/40/60 bar
Materials	
Body regulator, Relief valve:	see ordering info
Valve seat:	PCTFE
O-ring:	Viton® (FKM)
Filter:	SS 316L
Inlets and Outlets:	see ordering info
Temperature range:	-30°C to +74°C
Leak rate:	Bubble-tight
Flow capacity:	Cv=2.0
Weight:	5.5kg

Flow Chart



Ordering Information



Inlets / Outlets

F4: 1/4"NPT(F) P: Gauge (Psig/bar)
 F8: 1/2"NPT(F) B: Plug
 F12: 3/4"NPT(F) R: Relief valve

* Other connection standard, consult factory.

Port Selection

VSR - 36S - 200 - 20 - 1 - 2 - 3 - 4 - 5 - N₂

Body Material

S: 316L
 C: Chrome plated brass

Inlet Pressure P₁

40: 40bar
 100: 100bar
 200: 200bar
 300: 300bar

Outlet Pressure P₂

20: 10 to 20 bar
 40: 20 to 40 bar
 60: 40 to 60 bar

Type of Gas

Please specify type of gas

Ordering Example

Example: VSR - 36S - 200 - 20 - F8 - P - P - F8 - B - N₂



* For mixed gases, please specify cylinder connection standard and thread when ordering.

Hydrogen Pressure Regulators

VSR-9 Series

Product Features

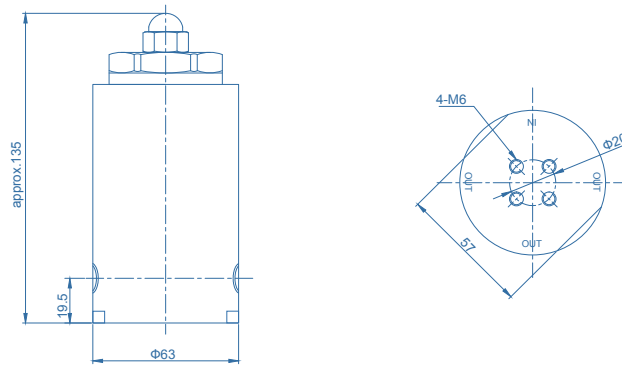
- Piston-sensed design provides a long service life and enhanced safety
- High flow and minimal flow droop
- Balanced valve design minimizes supply pressure effect
- Used in diverse applications for a broad range of temperatures, flows and pressures
- Wide variety of preset outlet pressure are available
- 10 micron, 316 Stainless Steel filter

Typical Applications

- Hydrogen fuel cell vehicles



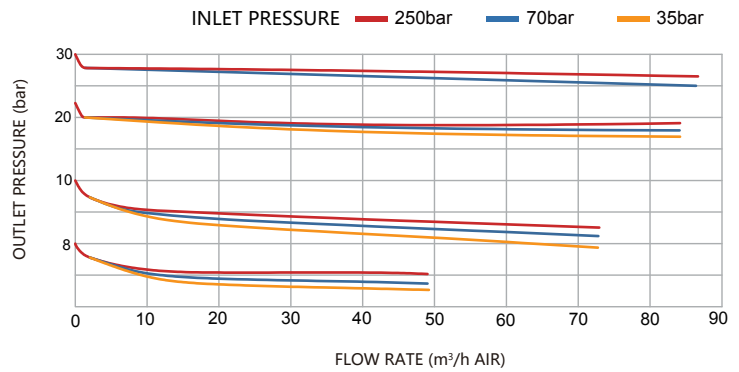
Dimensions (mm)



Technical Data

Inlet pressure P1:	max. 350 / 700 bar
Outlet pressure P2:	8/10/20/30 bar
Materials	
Body:	316L / Aluminium
Seat:	VespeI®
O-ring:	EPDM
Main valve:	316L
Sensor:	316L
Spring:	316L
Filter:	10µm 316
Leakage:	Bubble-tight
Operating temperature:	-40°C to +85°C
Flow capacity:	Cv=0.50
Weight:	2.4kg

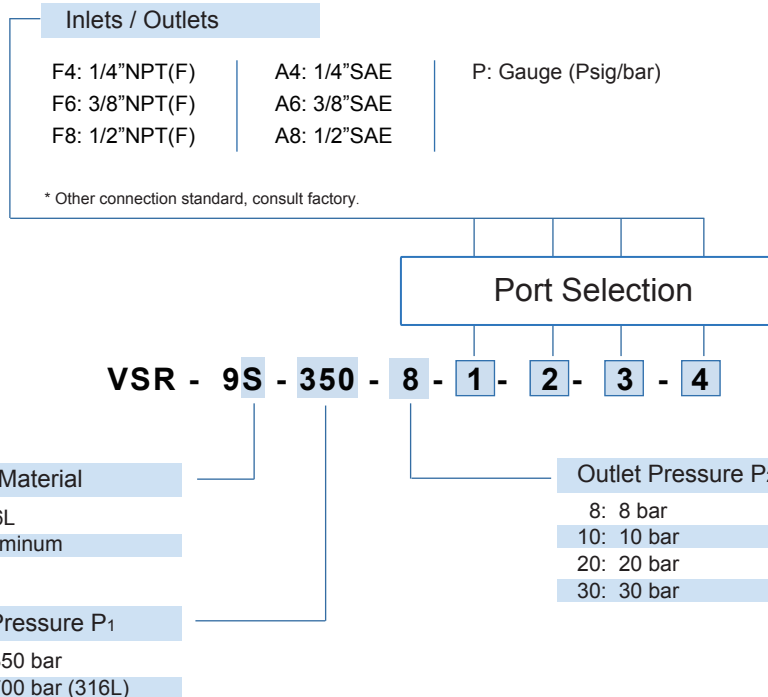
Flow Chart



Hydrogen Pressure Regulators

VSR-9 Series

Ordering Information



Ordering Example

Example: VSR - 9S - 350 - 8 - F4 - F4 - F4 - F4

1 - 2 - 3 - 4



Hydrogen Pressure Regulators

VSR-92 Series

Product Feature

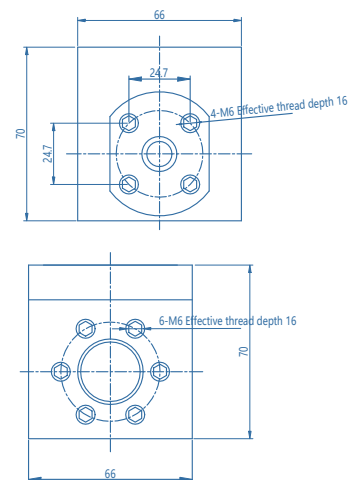
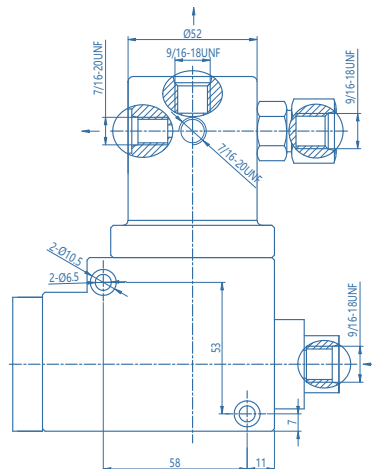
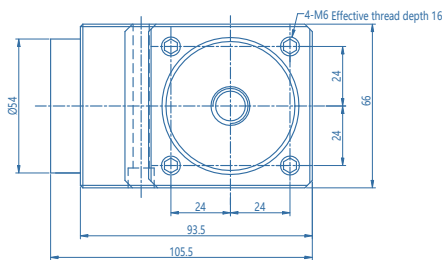
- High pressure on-board pressure reducer
- Piston type high pressure input, is safe and reliable
- High flow rate meets high power condition of hydrogen new energy
- Multi-specification preset pressure optional
- Porous design, convenient installation of accessories



Typical Applications

- Hydrogen vehicle air supply system

Dimensions (mm)



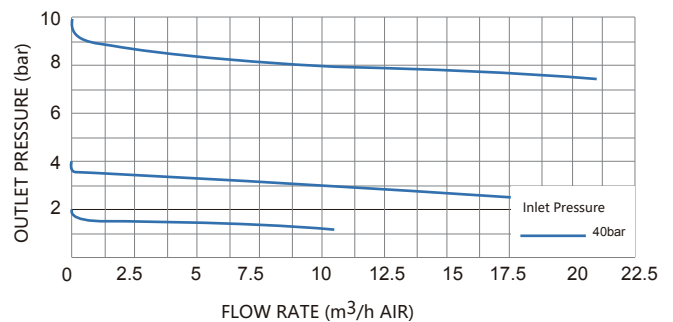
Technical Data

Type:	Dual-stage
Inlet pressure P1:	max. 350 bar / 700 bar
Outlet pressure P2:	Inlet 350 bar: 6~13 bar Inlet 700 bar: 7~13 bar

Materials

Body:	Aluminium
Valve seat:	Vespel®
O-ring:	EPDM
Piston:	Aluminium
Spring:	Piano wire
Filter:	120 µm / 2 µm 316L
Temperature range:	-40°C to +85°C
Leak rate:	Bubble-tight
Weight:	1.9kg

Flow chart



Line Regulators / Leitungsdruckminderer

VSR-120 Series

Product Features

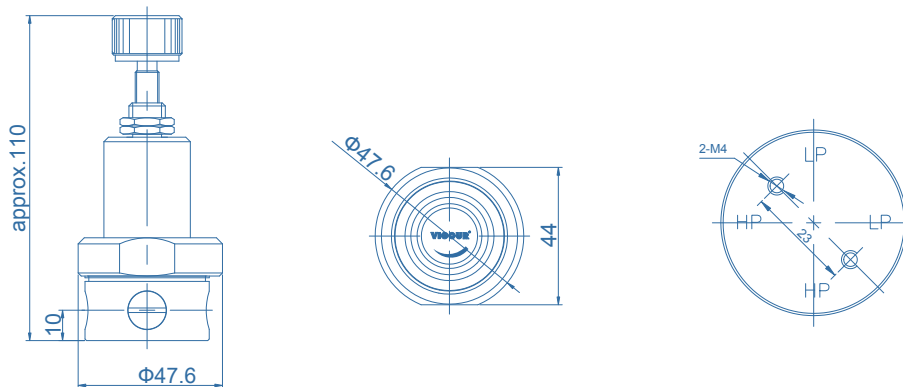
- Low pressure, high flow regulator
- Stainless steel 316L body, Aluminum body
- A variety of hole design, suitable for a variety of inlet and outlet gas structure
- Stable output pressure
- Simple outlet pressure limitation by handwheel
- Tested for use with oxygen

Typical Applications

- The hydrogen industry
- Supporting analysis industry
- Food and pharmaceutical industry



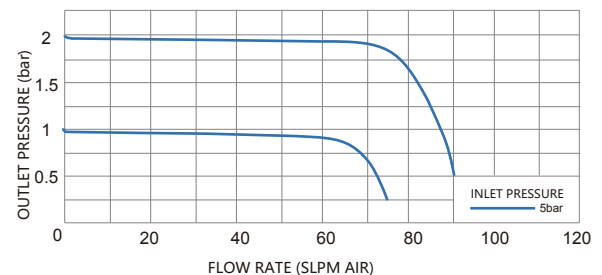
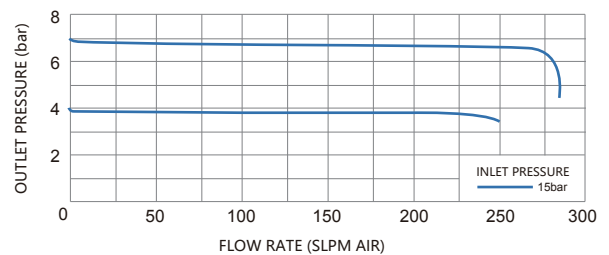
Dimensions (mm)



Technical Data

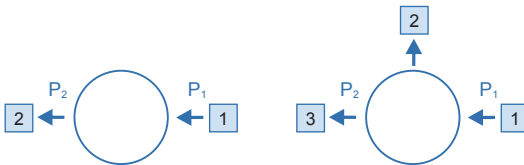
Type:	single-stage
Inlet pressure P ₁ :	max. 15 bar
Outlet pressure P ₂ :	1/2/4/7 bar
Materials	
Body regulator:	see ordering info
Valve seat:	Viton®(FKM)
Diaphragm:	PTFE+Neoprene
O-ring:	Viton®(FKM)
(option)	Kalrez®(FFKM)
Filter:	SS 316L
Inlets and Outlets:	1/8" (standard), 1/4" (option)
Temperature range:	-30°C to +74°C
Leak rate (to atmosphere):	1x10 ⁻⁸ mbar l/s He
(via seat):	1x10 ⁻⁶ mbar l/s He
Weight:	0.4kg (316L)
	0.2kg (Aluminum)

Flow Chart



Leitungsdruckminderer / Line Regulators VSR-120 Series

Ordering Information



Inlets / Outlets

F2: 1/8" NPT(F)	F4: 1/4" NPT(F)	P: Gauge (Psig/bar)
M2: 1/8" NPT(M)	M4: 1/4" NPT(M)	

* Other connection standard, consult factory.

Port Selection

VSR - 120 A - 15 - 4 - 1 - 2 - 3 - N₂

<p>Body Material</p> <p>S: 316L</p> <p>A: Aluminum</p>	<p>Inlet Pressure P₁</p> <p>15: 15 bar</p>	<p>Outlet Pressure P₂</p> <p>1: to 1 bar</p> <p>2: to 2 bar</p> <p>4: to 4 bar</p> <p>7: to 7 bar</p>	<p>Type of Gas</p> <p>Please specify type of gas</p>
---	--	---	---

Ordering Example

Example: VSR - 120A - 15 - 4 - F2 - P - F2 - N₂

1 - 2 - 3



Pilot Operated Pressure Regulator

VSR-60 Series

Product Features

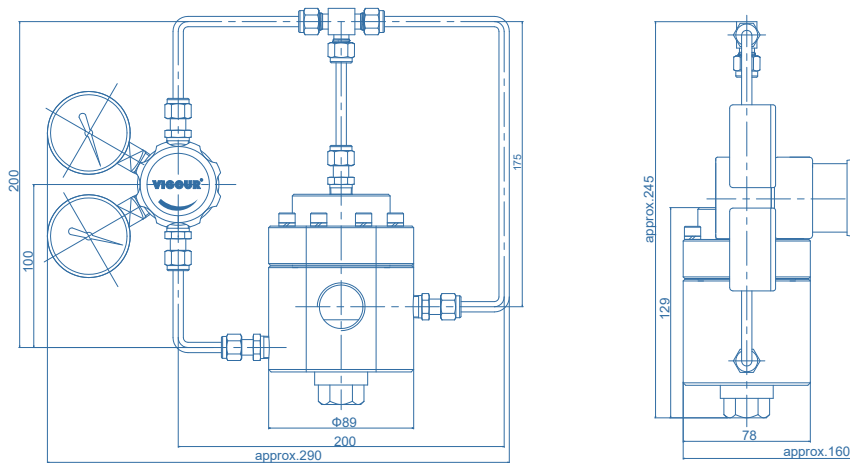
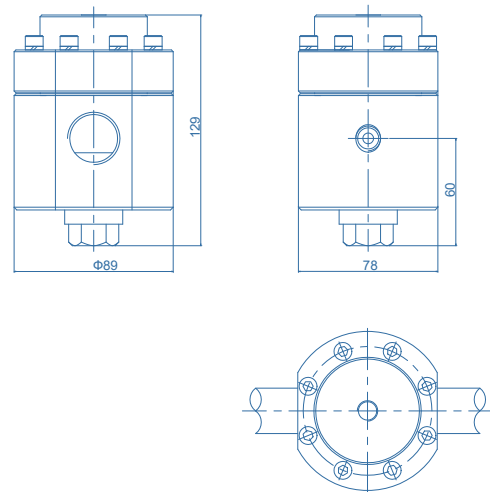
- Balancing valve core design
- Diaphragm type
- Dynamically adjusted pilot pressure regulator
- Pilot-operated pressure regulator can improve performance
- Provides good output stability
- Tested for use with oxygen



Typical Applications

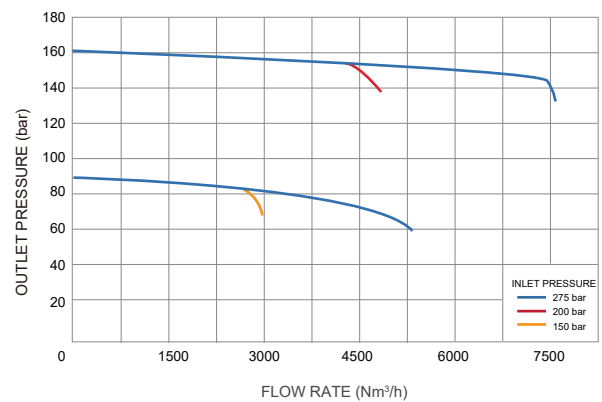
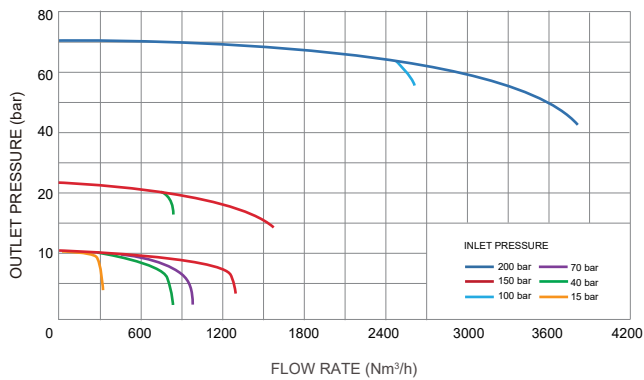
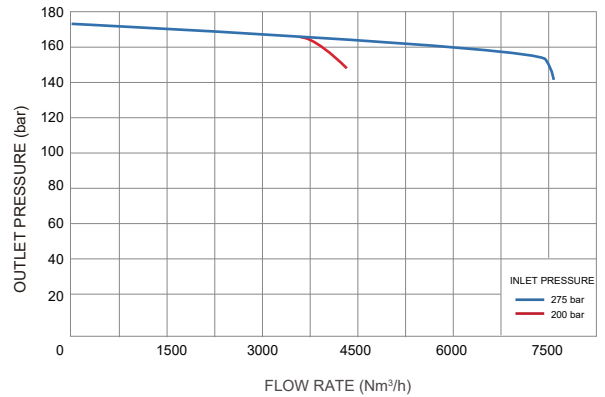
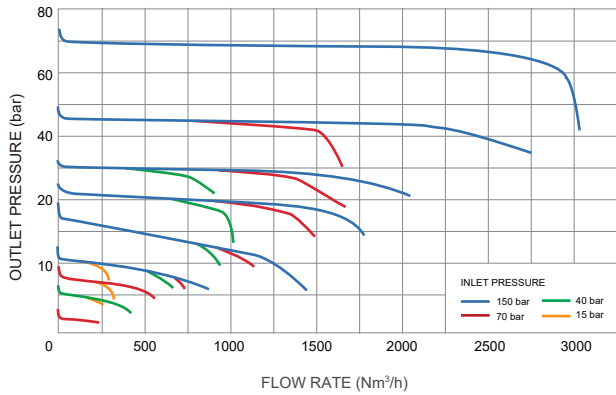
Type:	Pilot operated pressure regulator
Inlet pressure P1:	70/200/300/400 bar
Outlet pressure P2:	10/25/70/100/175 bar
Materials	
Valve seat:	EPDM (Inlet pressure 70 bar) PCTFE (Inlet pressure 70~400 bar)
Piston:	EPDM
O-ring:	Viton®
Inlets and Outlets:	3/4" / 1" NPT(F)
Temperature range:	-30°C to +74°C
Leak rate:	Bubble-tight
Flow capacity:	3/4" Cv=1.95 1" Cv=2.07
Weight:	approx. 10.6kg

Dimensions (mm)



Pilot Operated Pressure Regulator VSR-60 Series

Flow Chart



Ordering Example

VSR - 60 S - 400 - 175 - F24- F24 - X

Body Material

S: 316L

Inlet Pressure P1

70: 70 bar

200: 200 bar

300: 300 bar

400: 400 bar

Outlet Pressure P2

10: 0~10 bar

25: 0~25 bar

70: 0~70 bar

100: 0~100 bar

175: 0~175 bar

Option

None: include pilot operated pressure regulator

X: barring pilot operated pressure regulator

Inlets and Outlets

F12: 3/4"NPT(F)

F16: 1"NPT(F)

Pilot Operated Pressure Regulators

VSR-61 Series

Product Features

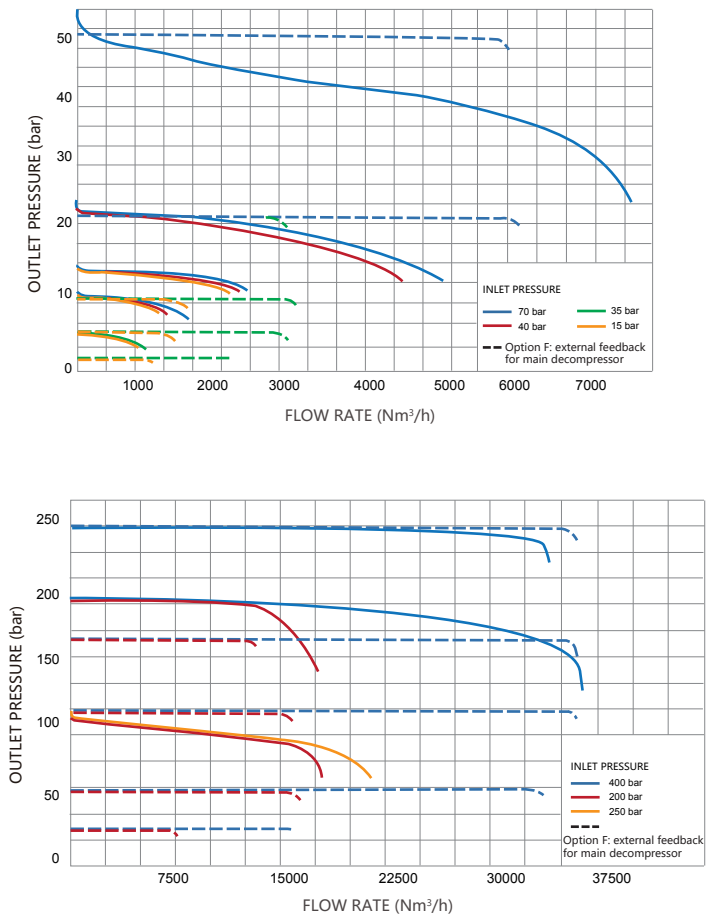
- Balancing valve core design
- Diaphragm type
- Dynamically adjusted pilot pressure regulator
- Pilot-operated pressure regulator can improve performance
- Optional external feedback for main decompressor
- Provides good output stability
- Tested for use with oxygen



Typical Applications

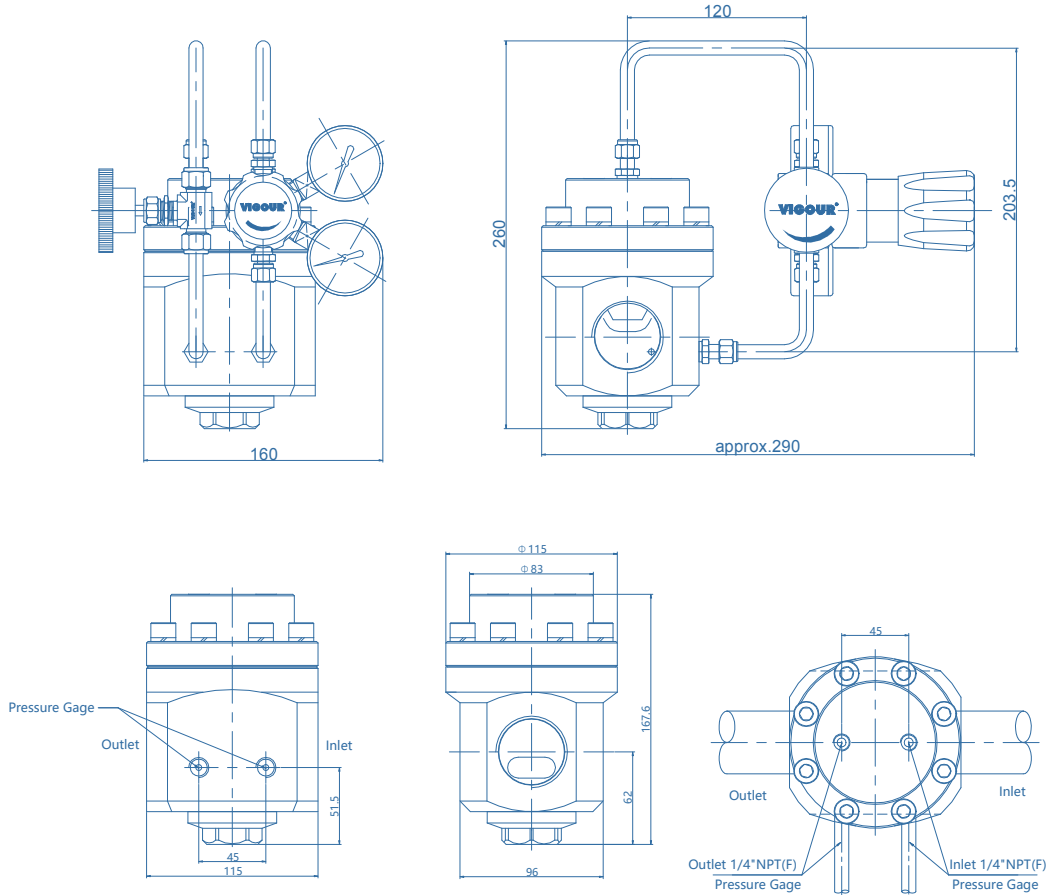
Type:	Pilot operated pressure regulator
Inlet pressure P1:	35/70/200/400 bar
Outlet pressure P2:	3/10/20/25/70/100/175/250 bar
Materials	
Valve seat:	EPDM (Inlet pressure 35/70 bar) PCTFE (Inlet pressure 200~400 bar)
Piston:	EPDM
O-ring:	Viton®
Inlets and Outlets:	1-1/2"NPT(F)
Temperature range:	-30°C to +74°C
Leak rate:	Bubble-tight
Flow capacity:	Cv=7.3
Weight:	approx. 10.6kg

Flow Chart



Pilot Operated Pressure Regulators VSR-61 Series

Dimensions (mm)



Ordering Example

VSR - 61 S - 400 - 250 - F24- F24 - X - F

Body Material

S: 316L
B: Brass

Inlet Pressure P1

35: 35 bar
70: 70 bar
200: 200 bar
400: 400 bar

Outlet Pressure P2

3: 0~3 bar
10: 0~10 bar
20: 0~20 bar
25: 0~25 bar
70: 0~70 bar
100: 0~100 bar
175: 0~175 bar
250: 0~250 bar

Option

None: not*

F= external feedback for main decompressor

*Pressure gauge connection: 1/4" NPT(F)

Type

None: include pilot operated pressure regulator

X: barring pilot operated pressure regulator

Inlets and Outlets

F24: 1-1/2" NPT(F)

Pressure Control Panels

VSP-1E Series

Product Features

- Pressure control panel
- VSR-1E / VSR-6E Series single-stage regulator
- Brass chrome plated body for inert, reactive, flammable and oxidizing gas and mixtures up to grade 6.0
- Stainless steel 316L body for corrosive gases
- Modular design
- Diaphragm type shut-off valves
- Suitable for inlet pressure up to 300 bar
- Easy installation into safety cabinet for gas cylinders
- Tested for use with oxygen



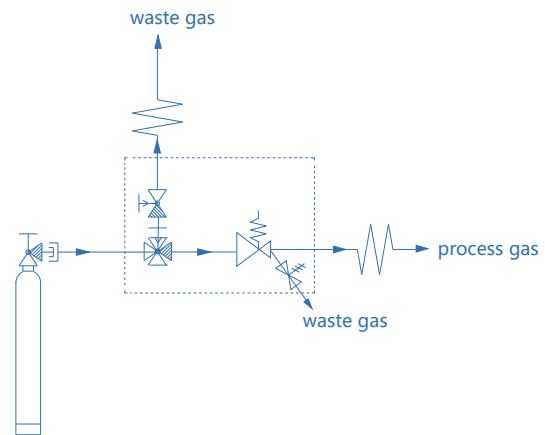
Typical Applications

- Component Testing
- Calibration Systems
- Laboratory Pressure Control
- High Pressure Sampling Systems
- Service & Test Equipment

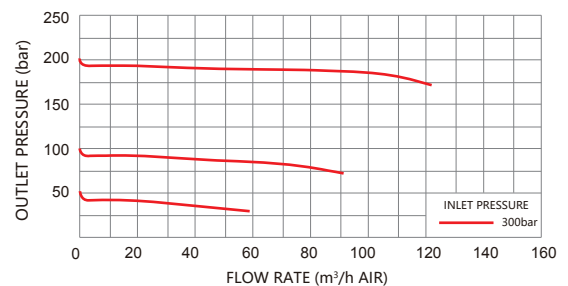
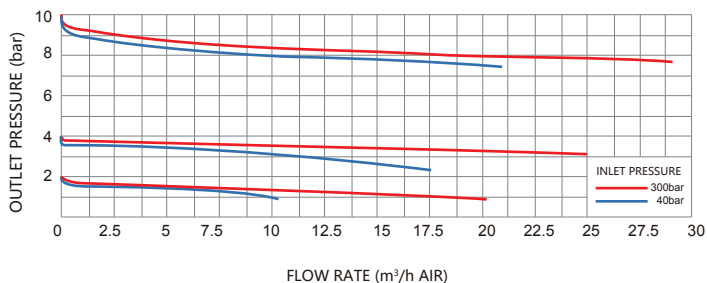
Technical Data

Type:	single-stage
Inlet pressure P1:	max. 300 bar
Outlet pressure P2:	2/4/10/15/20/50/100/200 bar
Materials	
Body regulator:	see ordering info
Valve seat (regulator):	PCTFE
(shut-off valve):	PCTFE
Diaphragm (regulator):	Hastelloy®C276
(valve):	Elgiloy®
O-ring:	Viton® (FKM)
(option)	Kalrez® (FFKM)
Filter:	SS 316L
Inlet connection:	1/4"NPT(F)
Outlet connection:	1/4"NPT(F)
Temperature range:	-30°C to +74°C
Leak rate (to atmosphere):	1x10 ⁻⁸ mbar l/s He
(via seat):	1x10 ⁻⁶ mbar l/s He
Weight:	3.3kg

Schematic Drawing



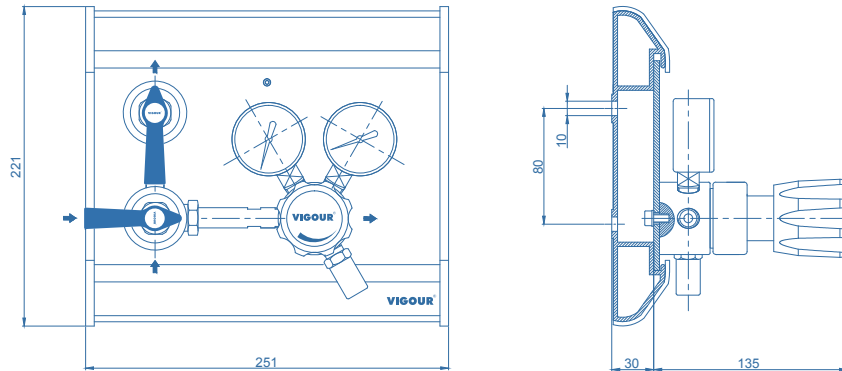
Flow Chart



Pressure Control Panels

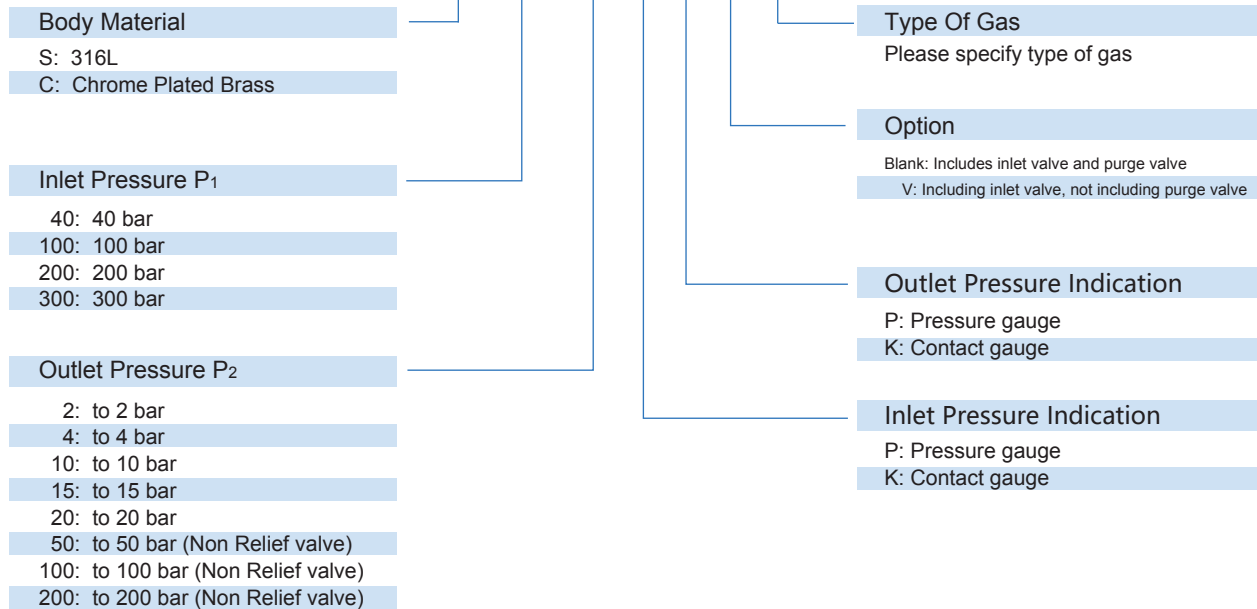
VSP-1E Series

Dimensions (mm)



Ordering Information

VSP - 1ES - 300 - 10 - P - P - V - N₂



Pressure Control Panels

VSP-1 Series

Product Features

- Pressure control panel
- VSR-2E Series single-stage regulator
- Brass chrome plated body for inert, reactive, flammable and oxidizing gas and mixtures up to grade 6.0
- Stainless steel 316L body for corrosive gases
- Modular design
- Diaphragm type shut-off valves
- Suitable for inlet pressure up to 300 bar
- Easy installation into safety cabinet for gas cylinders
- Tested for use with oxygen

Typical Applications

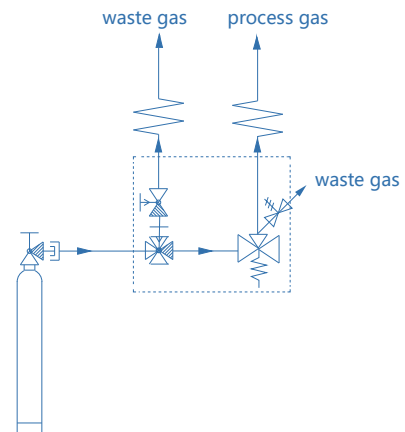
- Component Testing
- Calibration Systems
- Laboratory Pressure Control
- High Pressure Sampling Systems
- Service & Test Equipment



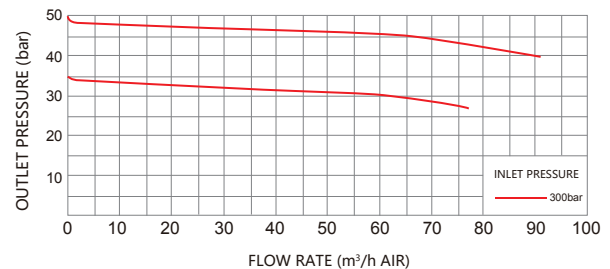
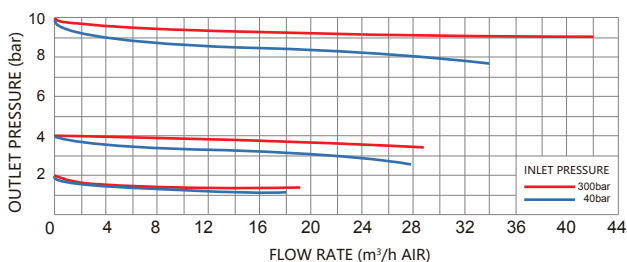
Technical Data

Type:	single-stage
Inlet pressure P1:	max. 300 bar
Outlet pressure P2:	2/4/10/20/35/50 bar
Materials	
Body regulator:	see ordering info
Valve seat (regulator):	PCTFE
(shut-off valve):	PCTFE
Diaphragm (regulator):	Hastelloy®C276
(valve):	Elgiloy®
O-ring:	Viton® (FKM)
(option)	Kalrez® (FFKM)
Filter:	SS 316L
Inlet connection:	1/4"NPT(F)
Outlet connection:	1/4"NPT(F)
Temperature range:	-30°C to +74°C
Leak rate (to atmosphere):	1x10 ⁻⁸ mbar l/s He
(via seat):	1x10 ⁻⁶ mbar l/s He
Weight:	3.5kg

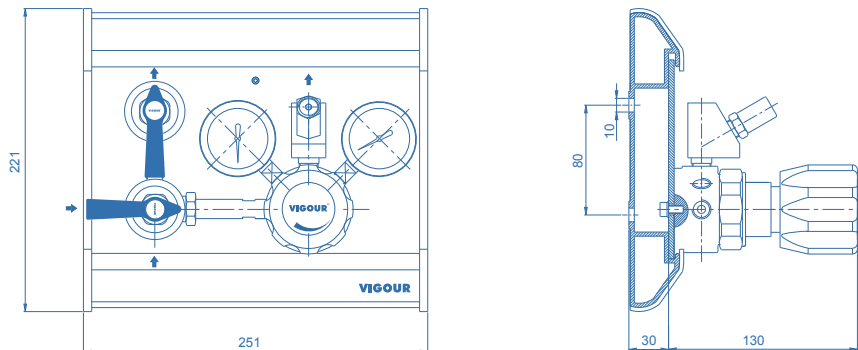
Schematic Drawing



Flow Chart

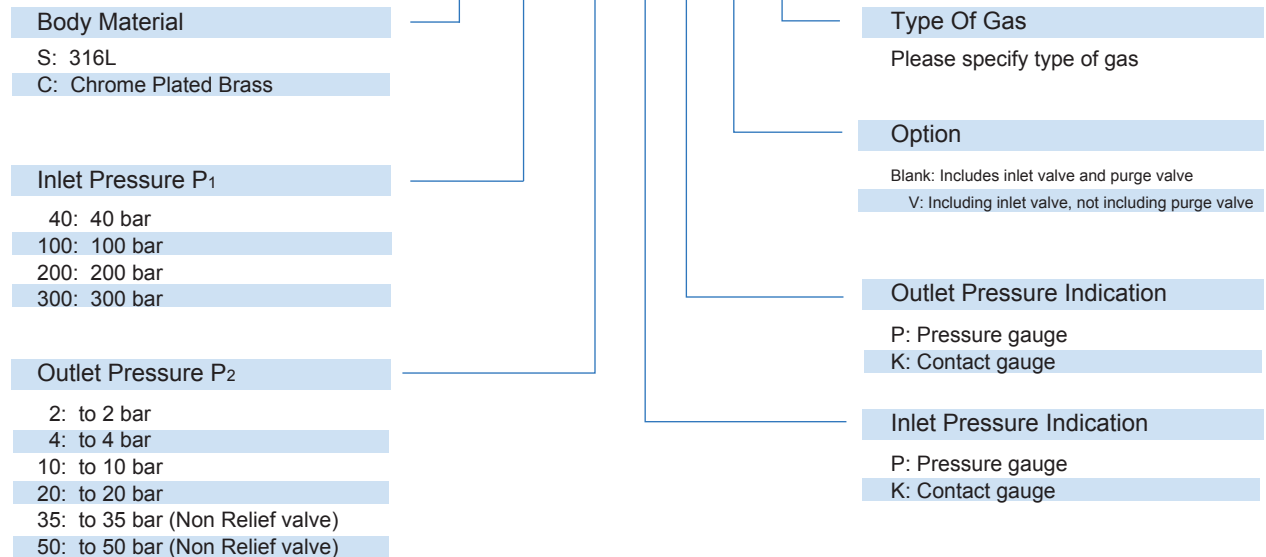


Dimensions (mm)



Ordering Information

VSP - 1S - 300 - 10 - P - P - V - N₂



Pressure Control Panels

VSP-1H Series

Product Features

- Pressure control panel
- VSR-3 Series single-stage regulator
- Brass chrome plated body for inert, reactive, flammable and oxidizing gas and mixtures up to grade 6.0
- Stainless steel 316L body for corrosive gases
- Modular design
- Diaphragm type shut-off valves
- Suitable for inlet pressure up to 300 bar
- Easy installation into safety cabinet for gas cylinders
- Tested for use with oxygen



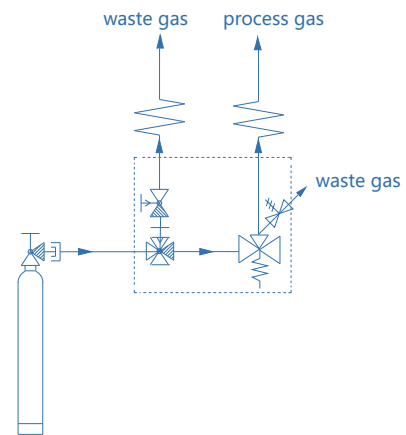
Typical Applications

- Component Testing
- Calibration Systems
- Laboratory Pressure Control
- High Pressure Sampling Systems
- Service & Test Equipment

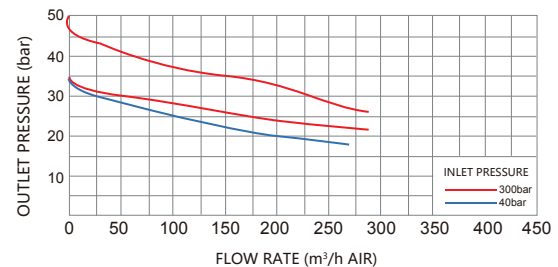
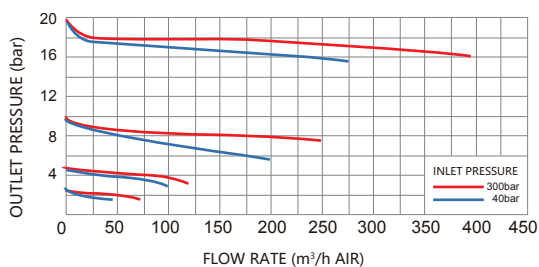
Technical Data

Type:	single-stage
Inlet pressure P1:	max. 300 bar
Outlet pressure P2:	2/4/10/20/35/50 bar
Materials	
Body regulator:	see ordering info
Valve seat (regulator):	PCTFE
(shut-off valve):	PCTFE
Diaphragm (regulator):	Hastelloy®C276
(valve):	Elgiloy®
O-ring:	Viton® (FKM)
(option)	Kalrez® (FFKM)
Filter:	SS 316L
Inlet connection:	1/4" NPT(F)
Outlet connection:	1/2" NPT(F)
Temperature range:	-30°C to +74°C
Leak rate (to atmosphere):	1x10 ⁻⁸ mbar l/s He
(via seat):	1x10 ⁻⁶ mbar l/s He
Weight:	4.9kg

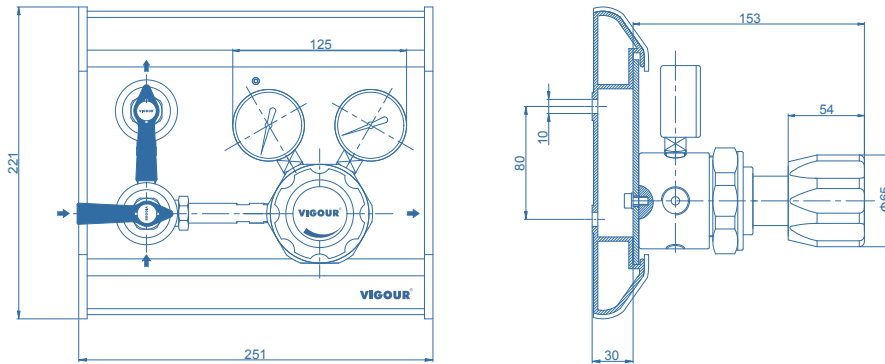
Schematic Drawing



Flow Chart

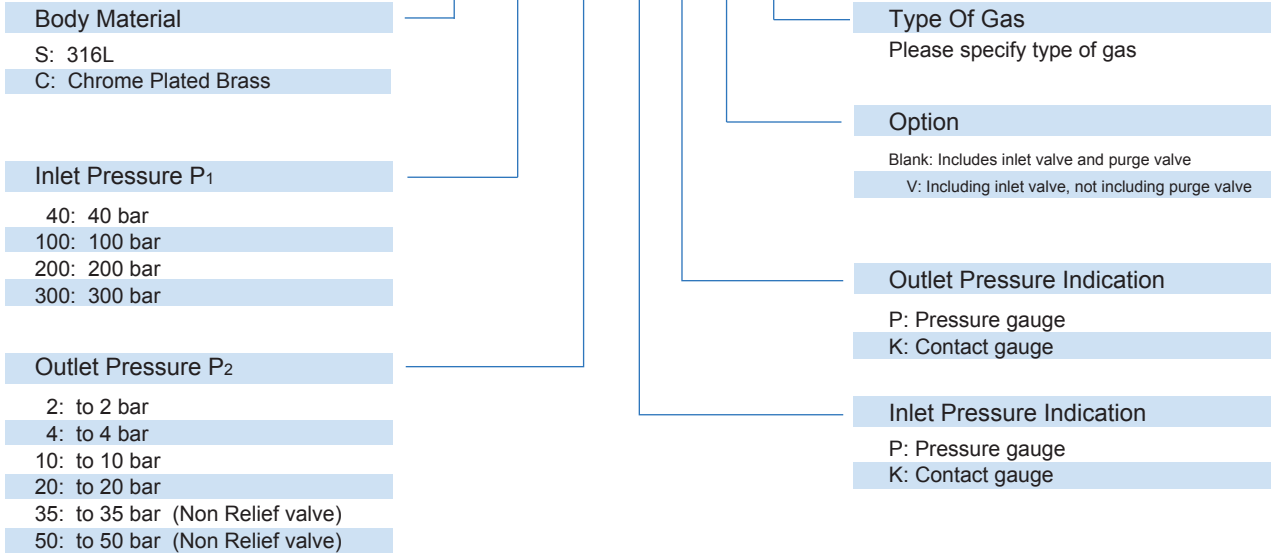


Dimensions (mm)



Ordering Information

VSP - 1HS - 300 - 10 - P - P - V - N₂



Pressure Control Panels

VSP-1DE Series

Product Features

- Pressure control panel
- VSR-1E / VSR-6E Series single-stage regulator
- Brass chrome plated body for inert, reactive, flammable and oxidizing gas and mixtures up to grade 6.0
- Stainless steel 316L body for corrosive gases
- Modular design
- Diaphragm type shut-off valves
- Suitable for inlet pressure up to 300 bar
- Easy installation into safety cabinet for gas cylinders
- Tested for use with oxygen



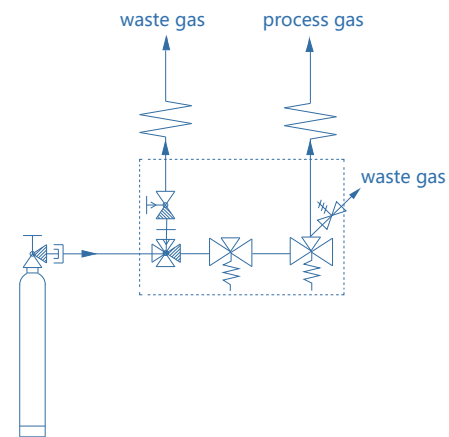
Typical Applications

- Component Testing
- Calibration Systems
- Laboratory Pressure Control
- High Pressure Sampling Systems
- Service & Test Equipment

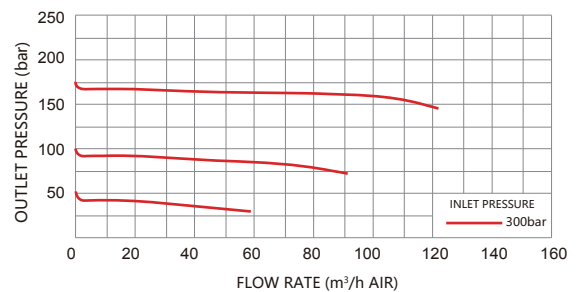
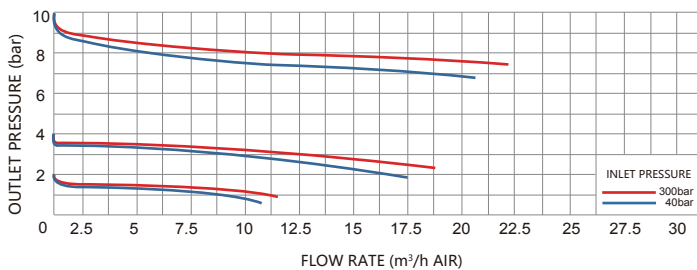
Technical Data

Type:	Double stage
Inlet pressure P1:	max. 300 bar
Outlet pressure P2:	2/4/10/20/50/100/200 bar
Materials	
Body regulator:	see ordering info
Valve seat (regulator):	PCTFE
(shut-off valve):	PCTFE
Diaphragm (regulator):	Hastelloy®C276
(valve):	Elgiloy®
O-ring:	Viton® (FKM)
(option)	Kalrez® (FFKM)
Filter:	SS 316L
Inlet connection:	1/4"NPT(F)
Outlet connection:	1/4"NPT(F)
Temperature range:	-30°C to +74°C
Leak rate (to atmosphere):	1x10 ⁻⁸ mbar l/s He
(via seat):	1x10 ⁻⁶ mbar l/s He
Weight:	3.5kg

Schematic Drawing

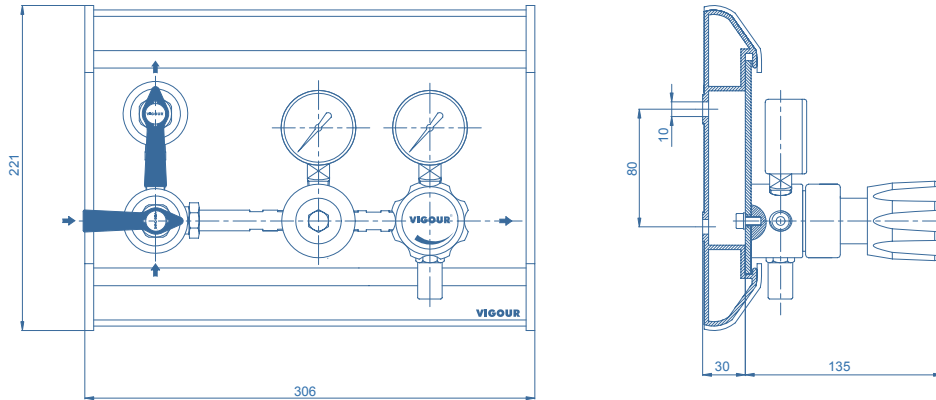


Flow Chart



Pressure Control Panels VSP-1DE Series

Dimensions (mm)



Ordering Information

VSP - 1DES - 300 - 10 - P - P - V - N₂

<p>Body Material</p> <p>S: 316L</p> <p>C: Chrome Plated Brass</p>	<p>Inlet Pressure P₁</p> <p>40: 40 bar</p> <p>100: 100 bar</p> <p>200: 200 bar</p> <p>300: 300 bar</p>	<p>Outlet Pressure P₂</p> <p>2: to 2 bar</p> <p>4: to 4 bar</p> <p>10: to 10 bar</p> <p>20: to 20 bar</p> <p>50: to 50 bar (Non Relief valve)</p> <p>100: to 100 bar (Non Relief valve)</p> <p>200: to 200 bar (Non Relief valve)</p>	<p>Type Of Gas</p> <p>Please specify type of gas</p>	<p>Option</p> <p>Blank: Includes inlet valve and purge valve</p> <p>V: Including inlet valve, not including purge valve</p>	<p>Outlet Pressure Indication</p> <p>P: Pressure gauge</p> <p>K: Contact gauge</p>	<p>Inlet Pressure Indication</p> <p>P: Pressure gauge</p> <p>K: Contact gauge</p>
--	--	---	---	--	---	--

Pressure Control Panels

VSP-2E Series

Product Features

- Pressure control panel
- VSR-1E / VSR-6E Series single-stage regulator
- Brass chrome plated body for inert, reactive, flammable and oxidizing gas and mixtures up to grade 6.0
- Stainless steel 316L body for corrosive gases
- Modular design
- Diaphragm type shut-off valves
- Suitable for inlet pressure up to 300 bar
- Easy installation into safety cabinet for gas cylinders
- Tested for use with oxygen



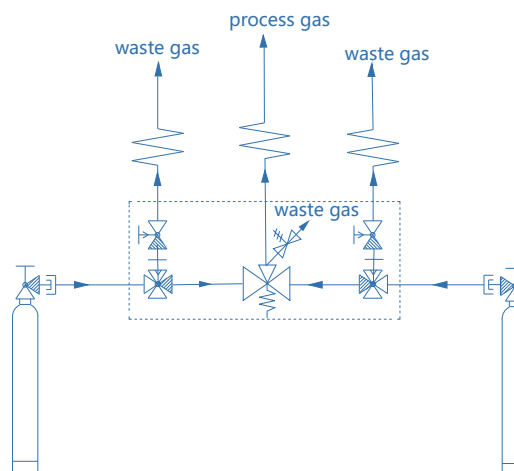
Typical Applications

- Component Testing
- Calibration Systems
- Laboratory Pressure Control
- High Pressure Sampling Systems
- Service & Test Equipment

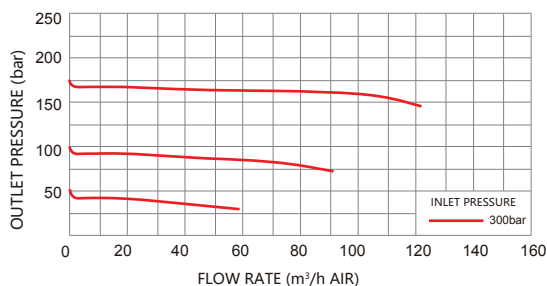
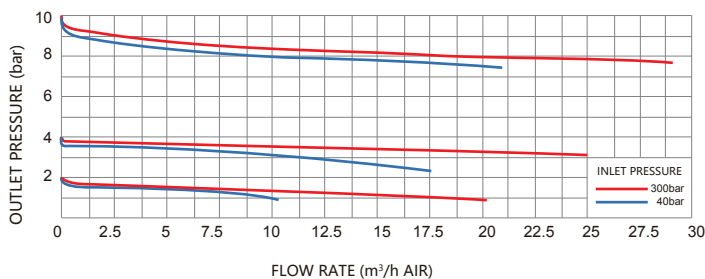
Technical Data

Type:	single-stage
Inlet pressure P1:	max. 300 bar
Outlet pressure P2:	2/4/10/20/50/100/200 bar
Materials	
Body regulator:	see ordering info
Valve seat (regulator):	PCTFE
(shut-off valve):	PCTFE
Diaphragm (regulator):	Hastelloy®C276
(valve):	Elgiloy®
O-ring:	Viton® (FKM)
(option)	Kalrez® (FFKM)
Filter:	SS 316L
Inlet connection:	1/4"NPT(F)
Outlet connection:	1/4"NPT(F)
Temperature range:	-30°C to +74°C
Leak rate (to atmosphere):	1x10 ⁻⁸ mbar l/s He
(via seat):	1x10 ⁻⁶ mbar l/s He
Weight:	4.5kg

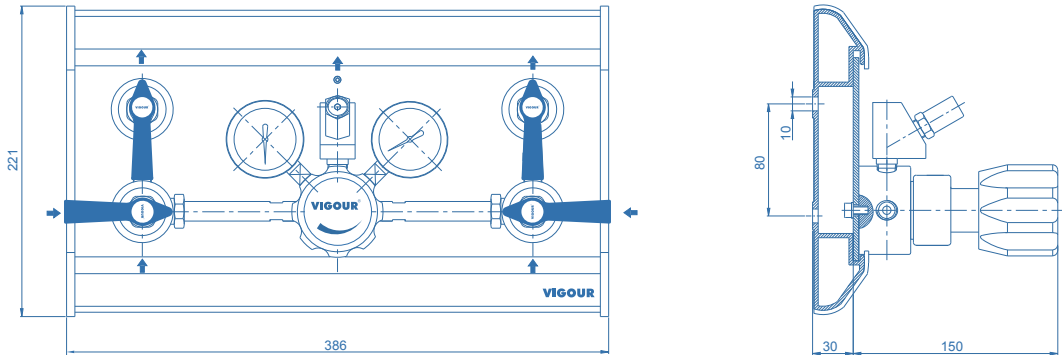
Schematic Drawing



Flow Chart



Dimensions (mm)



Ordering Information

VSP - 2E S - 300 - 10 - P - P - V - N₂

Body Material

S: 316L

C: Chrome Plated Brass

Inlet Pressure P₁

40: 40 bar

100: 100 bar

200: 200 bar

300: 300 bar

Outlet Pressure P₂

2: to 2 bar

4: to 4 bar

10: to 10 bar

20: to 20 bar

50: to 50 bar (Non Relief valve)

100: to 100 bar (Non Relief valve)

200: to 200 bar (Non Relief valve)

Type Of Gas

Please specify type of gas

Option

Blank: Includes inlet valve and purge valve

V: Including inlet valve, not including purge valve

Outlet Pressure Indication

P: Pressure gauge

K: Contact gauge

Inlet Pressure Indication

P: Pressure gauge

K: Contact gauge

Pressure Control Panels

VSP-2 Series

Product Features

- Pressure control panel
- VSR-2E Series single-stage regulator
- Brass chrome plated body for inert, reactive, flammable and oxidizing gas and mixtures up to grade 6.0
- Stainless steel 316L body for corrosive gases
- Modular design
- Diaphragm type shut-off valves
- Suitable for inlet pressure up to 300 bar
- Easy installation into safety cabinet for gas cylinders
- Tested for use with oxygen



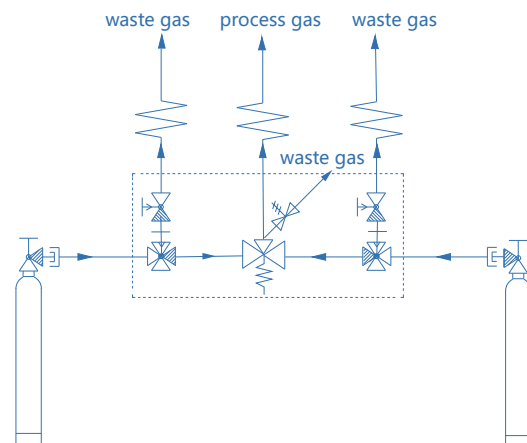
Typical Applications

- Component Testing
- Calibration Systems
- Laboratory Pressure Control
- High Pressure Sampling Systems
- Service & Test Equipment

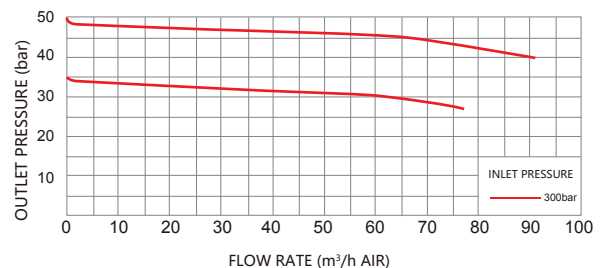
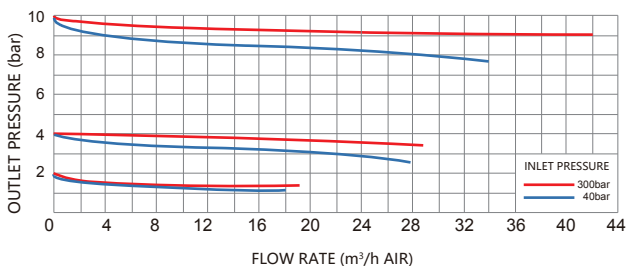
Technical Data

Type:	single-stage
Inlet pressure P1:	max. 300 bar
Outlet pressure P2:	2/4/10/20/35/50 bar
Materials	
Body regulator:	see ordering info
Valve seat (regulator):	PCTFE
(shut-off valve):	PCTFE
Diaphragm (regulator):	Hastelloy®C276
(valve):	Elgiloy®
O-ring:	Viton® (FKM)
(option)	Kalrez® (FFKM)
Filter:	SS 316L
Inlet connection:	1/4"NPT(F)
Outlet connection:	1/4"NPT(F)
Temperature range:	-30°C to +74°C
Leak rate (to atmosphere):	1x10 ⁻⁸ mbar l/s He
(via seat):	1x10 ⁻⁶ mbar l/s He
Weight:	4.5kg

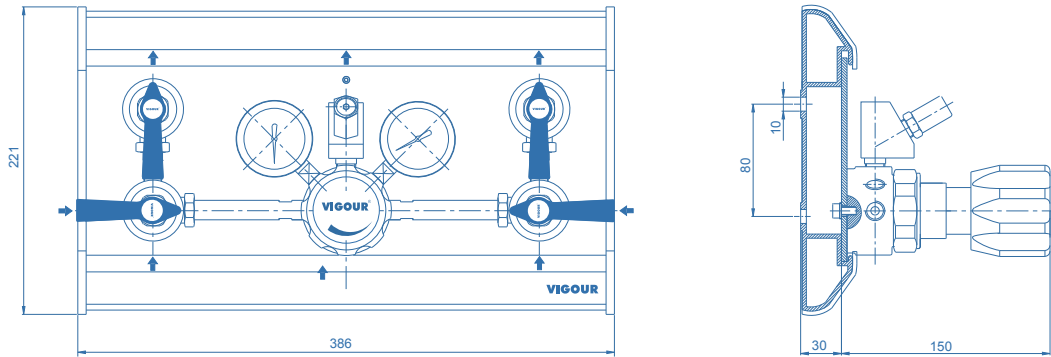
Schematic Drawing



Flow Chart



Dimensions (mm)



Ordering Information

VSP - 2S - 300 - 10 - P - P - V - N₂

Body Material

S: 316L

C: Chrome Plated Brass

Inlet Pressure P₁

40: 40 bar

100: 100 bar

200: 200 bar

300: 300 bar

Outlet Pressure P₂

2: to 2 bar

4: to 4 bar

10: to 10 bar

20: to 20 bar

35: to 35 bar (Non Relief valve)

50: to 50 bar (Non Relief valve)

Type Of Gas

Please specify type of gas

Option

None: Includes inlet valve and purge valve

V: Including inlet valve, not including purge valve

Outlet Pressure Indication

P: Pressure gauge

K: Contact gauge

Inlet Pressure Indication

P: Pressure gauge

K: Contact gauge

Pressure Control Panels

VSP-3AE Series

Product Features

- Pressure control panel with automatic change-over function
- VSR-1E / VSR-6E Series single-stage regulator
- Brass chrome plated body for inert, reactive, flammable and oxidizing gas and mixtures up to grade 6.0
- Stainless steel 316L body and bonnet for corrosive gases
- Modular design
- Diaphragm type shut-off valves
- Suitable for inlet pressure up to 300 bar
- Easy installation into safety cabinet for gas cylinders
- Tested for use with oxygen



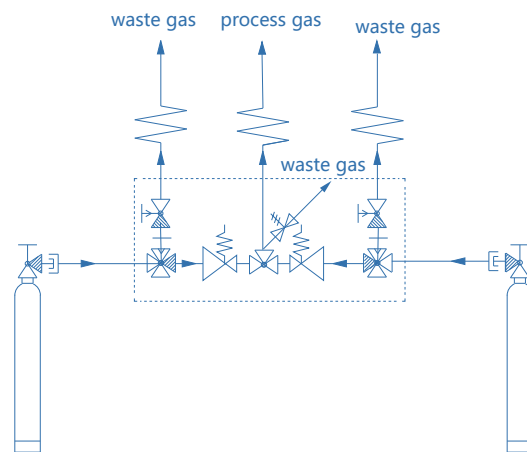
Typical Applications

- Component Testing
- Calibration Systems
- Laboratory Pressure Control
- High Pressure Sampling Systems
- Service & Test Equipment

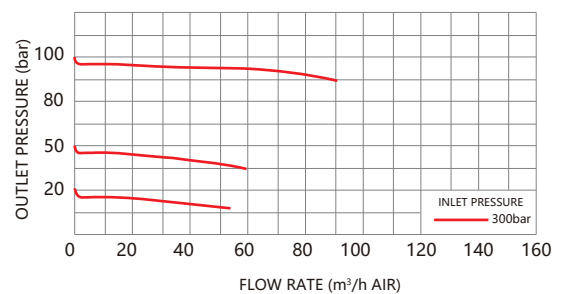
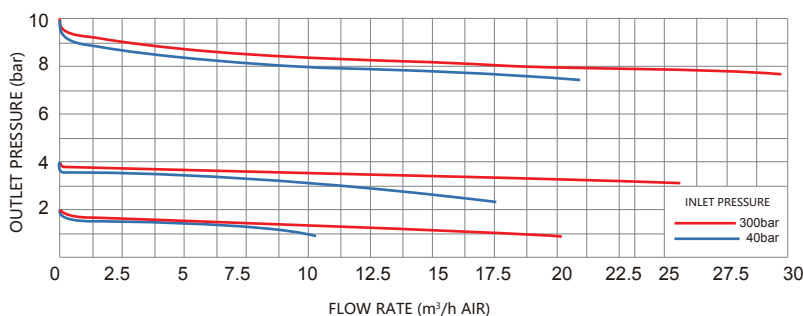
Technical Data

Type:	single-stage
Inlet pressure P1:	max. 300 bar
Outlet pressure P2:	2/4/10/20/50/100 bar
Materials	
Body regulator and valves:	see ordering info
Valve seat (regulator):	PCTFE
(shut-off valve):	PCTFE
Diaphragm (regulator):	Hastelloy® C276
(valve):	Elgiloy®
O-ring:	Viton® (FKM)
(option)	Kalrez® (FFKM)
Filter:	SS 316L
Inlet connection:	1/4"NPT(F)
Outlet connection:	1/4"NPT(F)
Temperature range:	-30°C to +74°C
Leak rate (to atmosphere):	1x10 ⁻⁸ mbar l/s He
(via seat):	1x10 ⁻⁶ mbar l/s He
Weight:	4.8kg

Schematic Drawing

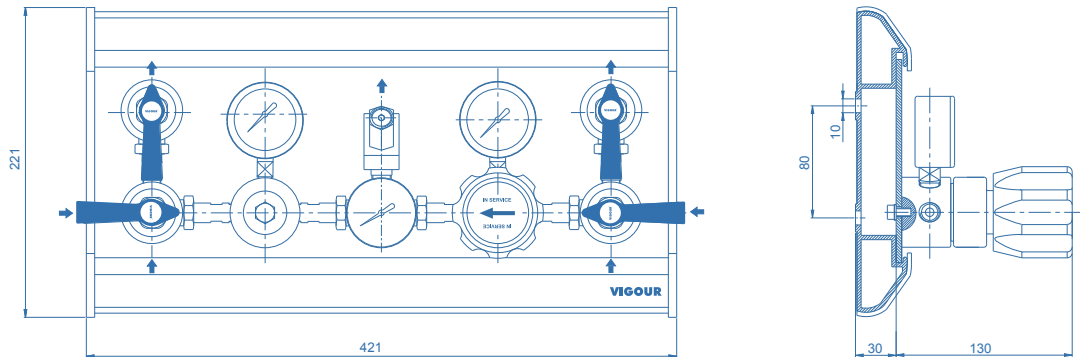


Flow Chart



Pressure Control Panels VSP-3AE Series

Dimensions (mm)



Ordering Information

VSP - 3AES - 300 - 10 - P - P - V - N2

Body Material

S: 316L

C: Chrome Plated Brass

Inlet Pressure P₁

40: 40 bar

100: 100 bar

200: 200 bar

300: 300 bar

Outlet Pressure P₂

2: to 2 bar

4: to 4 bar

10: to 10 bar

20: to 20 bar

50: to 50 bar (Non Relief valve)

100: to 100 bar (Non Relief valve)

Type Of Gas

Please specify type of gas

Option

None: Includes inlet valve and purge valve

V: Including inlet valve, not including purge valve

X: Non inlet valve and purge valve

Outlet Pressure Indication

P: Pressure gauge

K: Contact gauge

Inlet Pressure Indication

P: Pressure gauge

K: Contact gauge

Pressure Control Panels

VSP-6A Series

Product Features

- Pressure control panel with automatic change-over function
- VSR-3 Series single-stage regulator
- Brass chrome plated body for inert, reactive, flammable and oxidizing gas and mixtures up to grade 6.0
- Stainless steel 316L body and bonnet for corrosive gases
- Modular design
- Diaphragm type shut-off valves
- Suitable for inlet pressure up to 300 bar
- Easy installation into safety cabinet for gas cylinders
- Tested for use with oxygen



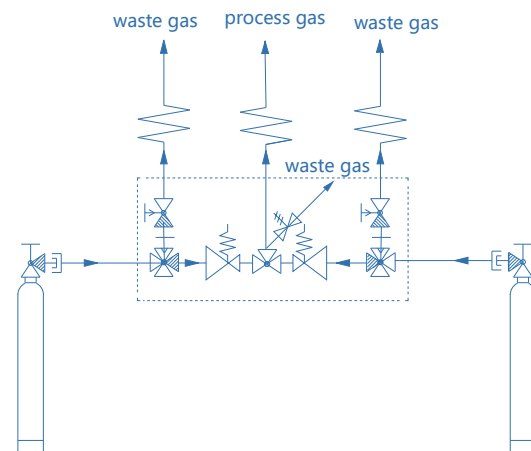
Typical Applications

- Component Testing
- Calibration Systems
- Laboratory Pressure Control
- High Pressure Sampling Systems
- Service & Test Equipment

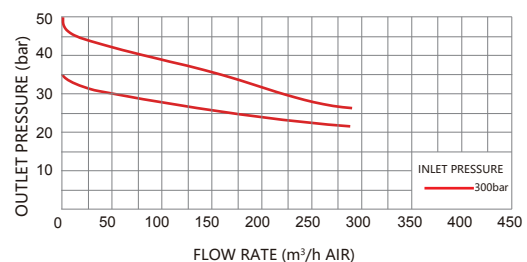
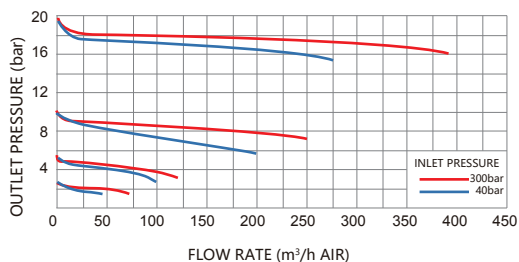
Technical Data

Type:	single-stage
Inlet pressure P1:	max. 300 bar
Outlet pressure P2:	2/4/10/20/35/50 bar
Materials	
Body regulator and valves:	see ordering info
Valve seat (regulator):	PCTFE
(shut-off valve):	PCTFE
Diaphragm (regulator):	Hastelloy® C276
(valve):	Elgiloy®
O-ring:	Viton® (FKM)
(option)	Kalrez® (FFKM)
Filter:	SS 316L
Inlet connection:	1/4" NPT(F)
Outlet connection:	1/2" NPT(F)
Temperature range:	-30°C to +74°C
Leak rate (to atmosphere):	1x10 ⁻⁸ mbar l/s He
(via seat):	1x10 ⁻⁶ mbar l/s He
Weight:	6.8kg

Schematic Drawing

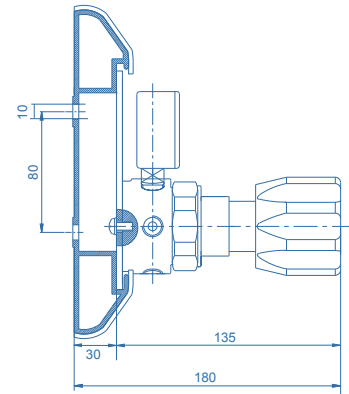
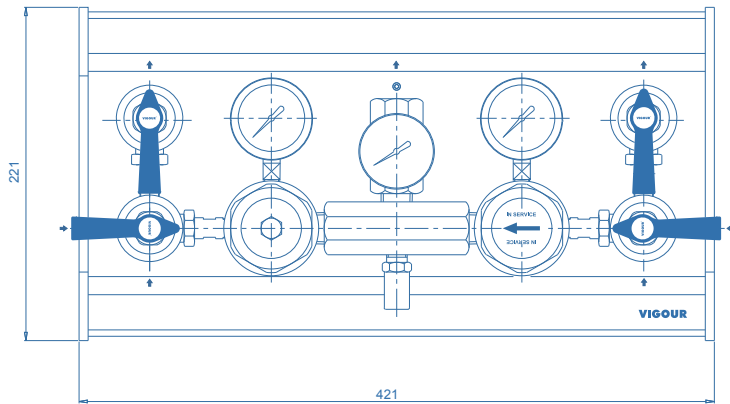


Flow Chart



Pressure Control Panels VSP-6A Series

Dimensions (mm)



Ordering Information

VSP - 6AS - 300 - 10 - P - P - V - N₂

Body Material

S: 316L

C: Chrome Plated Brass

Inlet Pressure P₁

40: 40 bar

100: 100 bar

200: 200 bar

300: 300 bar

Outlet Pressure P₂

2: to 2 bar

4: to 4 bar

10: to 10 bar

20: to 20 bar

35: to 35 bar (Non Relief valve)

50: to 50 bar (Non Relief valve)

Type Of Gas

Please specify type of gas

Option

None: Includes inlet valve and purge valve

V: Including inlet valve, not including purge valve

X: Non inlet valve and purge valve

Outlet Pressure Indication

P: Pressure gauge

K: Contact gauge

Inlet Pressure Indication

P: Pressure gauge

K: Contact gauge

Pressure Control Panels

VSP-7 Series

Product Features

- Pressure control panel with automatic change-over function
- VSR-3 Series single-stage regulator
- Brass chrome plated body for inert, reactive, flammable and oxidizing gas and mixtures up to grade 6.0
- Stainless steel 316L body and bonnet for corrosive gases
- Modular design
- Diaphragm type shut-off valves
- Suitable for inlet pressure up to 300 bar
- Easy installation into safety cabinet for gas cylinders
- When one side of the air source is exhausted, reverse circulation can be achieved without operation
- Tested for use with oxygen



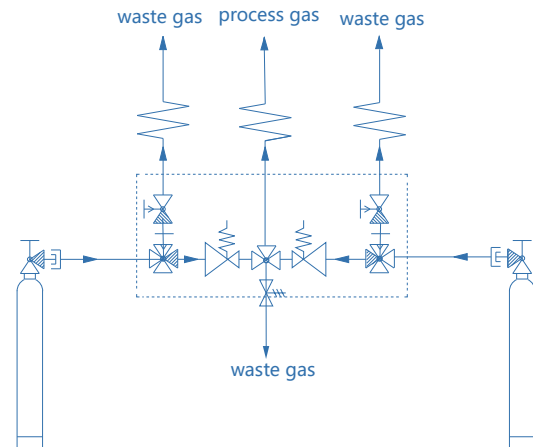
Typical Applications

- Component Testing
- Calibration Systems
- Laboratory Pressure Control
- High Pressure Sampling Systems
- Service & Test Equipment

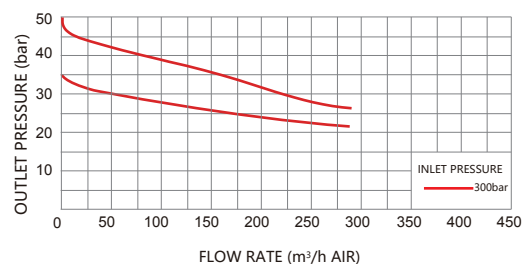
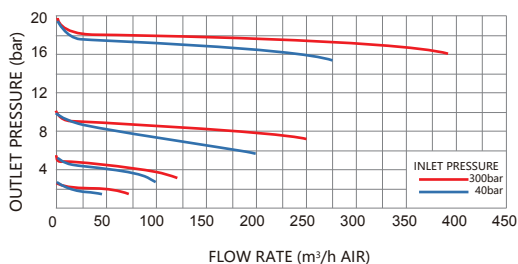
Technical Data

Type:	single-stage
Inlet pressure P1:	max. 300 bar
Outlet pressure P2:	10/20/35/50 bar
Materials	
Body regulator and valves:	see ordering info
Valve seat (regulator):	PCTFE
(shut-off valve):	PCTFE
Diaphragm (regulator):	Hastelloy® C276
(valve):	Elgiloy®
O-ring:	Viton® (FKM)
(option)	Kalrez® (FFKM)
Filter:	SS 316L
Inlet connection:	1/4" NPT(F)
Outlet connection:	3/8" NPT(F)
Temperature range:	-20°C to +60°C
Leak rate (to atmosphere):	1x10 ⁻⁸ mbar l/s He
(via seat):	1x10 ⁻⁶ mbar l/s He
Weight:	6.8kg

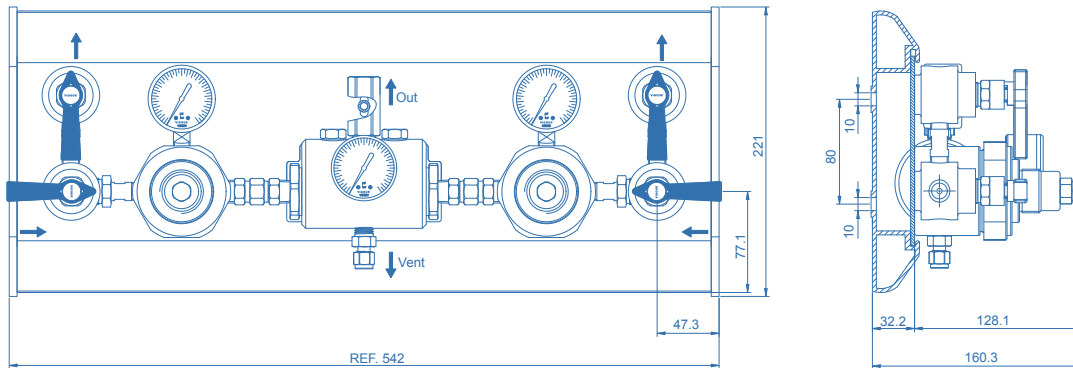
Schematic Drawing



Flow Chart



Dimensions (mm)



Ordering Information

VSP-7 S - 300 - 10 - P - P - V - N₂


<p>Body Material</p> <p>S: 316L C: Chrome Plated Brass</p> <p>Inlet Pressure P₁</p> <p>40: 40 bar 100: 100 bar 200: 200 bar 300: 300 bar</p> <p>Outlet Pressure P₂</p> <p>10: to 10 bar 20: to 20 bar 35: to 35 bar (Non Relief valve) 50: to 50 bar (Non Relief valve)</p>	<p>Type Of Gas</p> <p>Please specify type of gas</p> <p>Option</p> <p>None: Includes inlet valve and purge valve V: Including inlet valve, not including purge valve X: Non inlet valve and purge valve</p> <p>Outlet Pressure Indication</p> <p>P: Pressure gauge K: Contact gauge</p> <p>Inlet Pressure Indication</p> <p>P: Pressure gauge K: Contact gauge</p>
--	--

Pressure Control Panels

VSP-8AE Series

Product Features

- Double-side pressure control panel
- VSR-1E / VSR-6E Series single-stage regulator
- Brass chrome plated body for inert, reactive, flammable and oxidizing gas and mixtures up to grade 6.0
- Stainless steel 316L body and bonnet for corrosive gases
- Equipped with exhaust gas purge diaphragm valve and inlet
- Modular design
- Diaphragm valve, easy to operate
- Suitable for inlet pressure up to 300 bar
- Easy installation into safety cabinet for gas cylinders
- Tested for use with oxygen



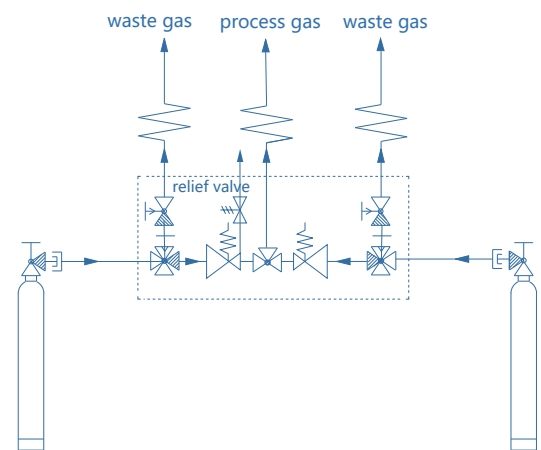
Typical Applications

- Component Testing
- Calibration Systems
- Laboratory Pressure Control
- High Pressure Sampling Systems
- Service & Test Equipment

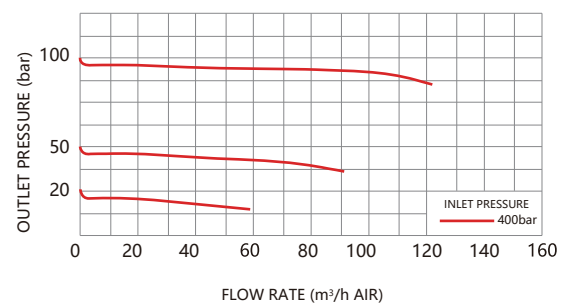
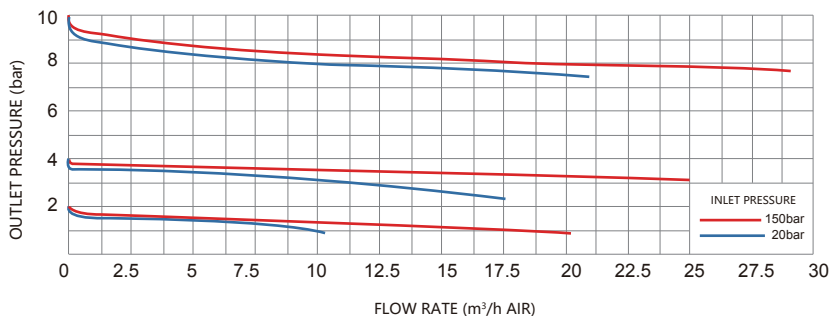
Technical Data

Type:	single-stage
Inlet pressure P1:	max. 300 bar
Outlet pressure P2:	2/4/10/20/50/100 bar
Materials	
Body regulator and valves:	see ordering info
Valve seat (regulator):	PCTFE
(shut-off valve):	PCTFE
Diaphragm (regulator):	Hastelloy® C276
(valve):	Elgiloy®
O-ring:	Viton® (FKM)
(option)	Kalrez® (FFKM)
Filter:	SS 316L
Inlet connection:	1/4"NPT(F)
Outlet connection:	1/4"NPT(F)
Temperature range:	-30°C to +74°C
Leak rate (to atmosphere):	1x10 ⁻⁸ mbar l/s He
(via seat):	1x10 ⁻⁶ mbar l/s He
Weight:	4.8kg

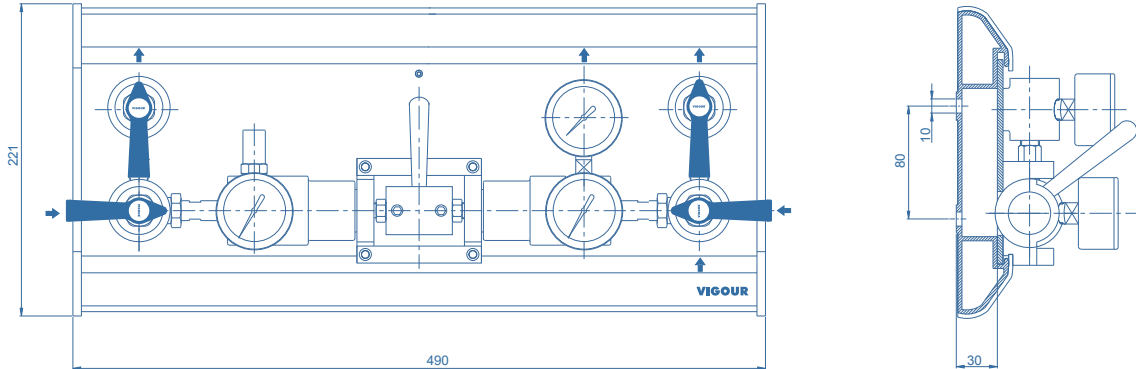
Schematic Drawing



Flow Chart



Dimensions (mm)



Ordering Information

VSP - 8AES - 300 - 10 - P - P - V - N₂

Body Material

S: 316L

C: Chrome Plated Brass

Inlet Pressure P₁

40: 40 bar

100: 100 bar

200: 200 bar

300: 300 bar

Outlet Pressure P₂

2: to 2 bar

4: to 4 bar

10: to 10 bar

20: to 20 bar

50: to 50 bar (Non Relief valve)

100: to 100 bar (Non Relief valve)

Type Of Gas

Please specify type of gas

Option

None: Includes inlet valve and purge valve

V: Including inlet valve, not including purge valve

Outlet Pressure Indication

P: Pressure gauge

K: Contact gauge

Inlet Pressure Indication

P: Pressure gauge

K: Contact gauge

Pressure Control Panels

VSP-11E Series

Product Features

- Pressure control panel with automatic change-over function
- VSR-11E Series dual stage regulator
- Brass chrome plated body for inert, reactive, flammable and oxidizing gas and mixtures up to grade 6.0
- Stainless steel 316L body and bonnet for corrosive gases
- Modular design
- Diaphragm type shut-off valves
- Suitable for inlet pressure up to 300 bar
- Easy installation into safety cabinet for gas cylinders
- Tested for use with oxygen



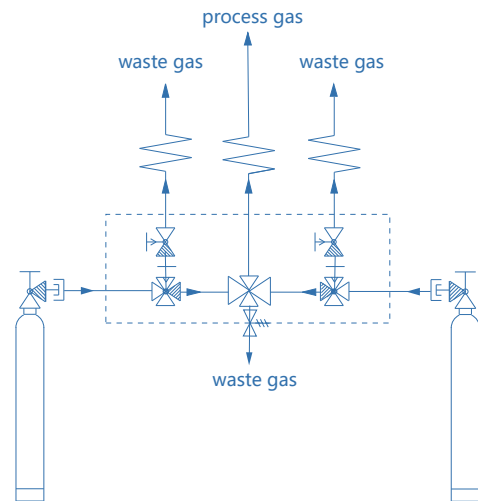
Typical Applications

- Component Testing
- Calibration Systems
- Laboratory Pressure Control
- High Pressure Sampling Systems
- Service & Test Equipment

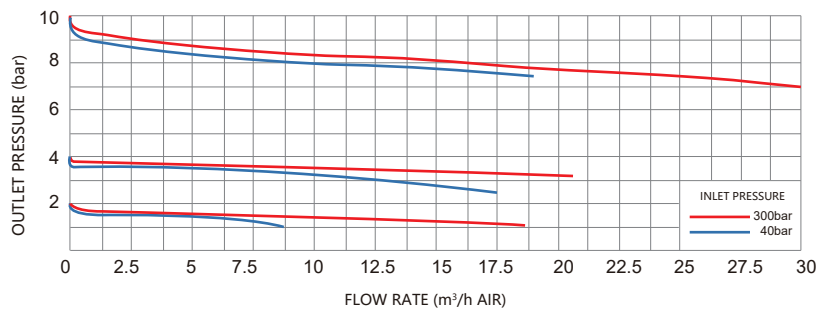
Technical Data

Type:	Double stage
Inlet pressure P1:	max. 300 bar
Outlet pressure P2:	2/4/10/20 bar
Materials	
Body regulator and valves:	see ordering info
Valve seat (regulator):	PCTFE
(shut-off valve):	PCTFE
Diaphragm (regulator):	Hastelloy® C276
(valve):	Elgiloy®
O-ring:	Viton® (FKM)
(option)	Kalrez® (FFKM)
Filter:	SS 316L
Inlet connection:	1/4" NPT(F)
Outlet connection:	1/4" NPT(F)
Temperature range:	-30°C to +74°C
Leak rate (to atmosphere):	1x10 ⁻⁸ mbar l/s He
(via seat):	1x10 ⁻⁶ mbar l/s He
Weight:	5.1kg

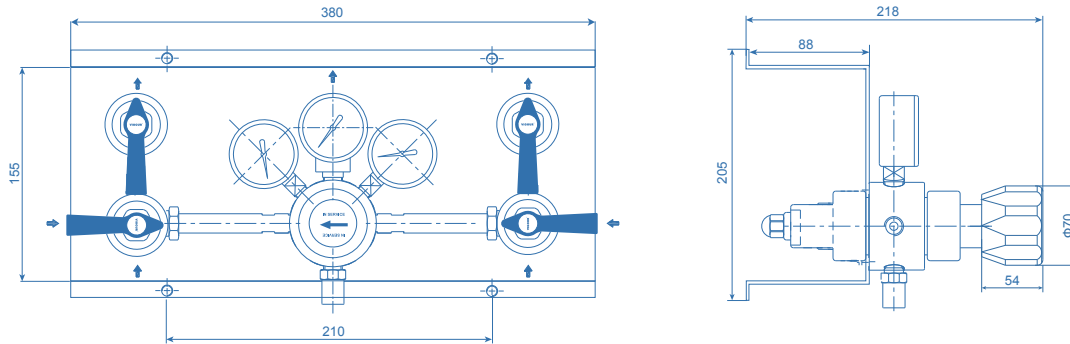
Schematic Drawing



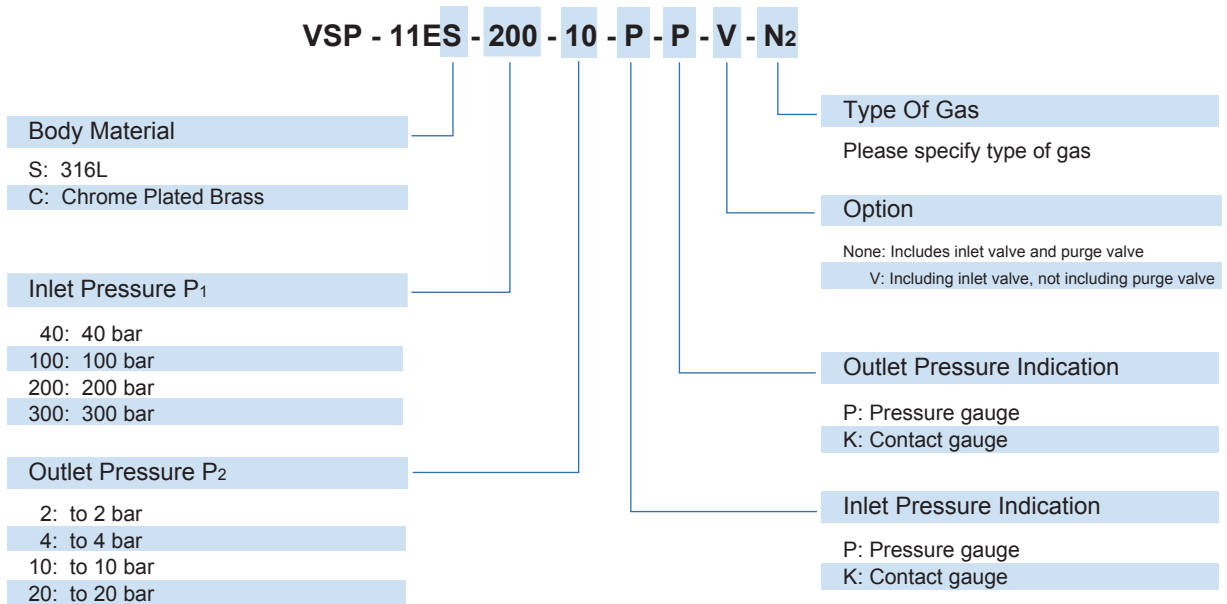
Flow Chart



Dimensions (mm)



Ordering Information




Automatic Change Over System

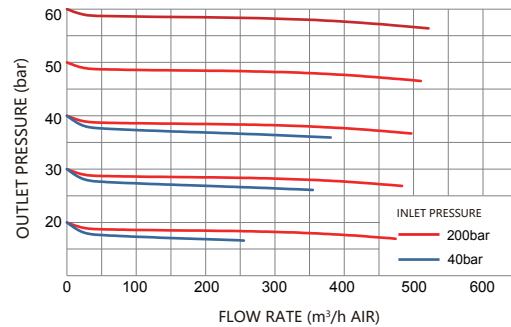
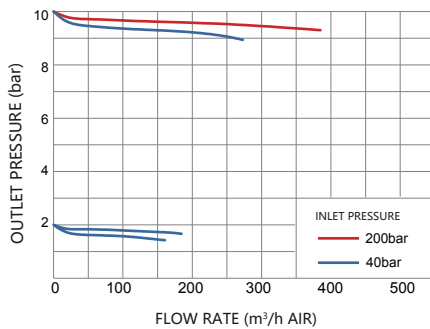
VSP-36 Series

Product Features

- Double-sided pressure control panels with automatic Change-over function for high flow rates
- For non-corrosive technical gases
- Single-stage type with balanced main valve
- Modular design (to be extended to 2X2, 2X3 etc. cylinders / bundles)
- Central filter in the regulator
- Shut-off valves
- Process gas and purge valve on the inlet pressure side
- Suitable for inlet pressure values of up to 300 bar
- Designed for use with oxygen
- Safety pressure gauges
- Adjustable outlet pressure



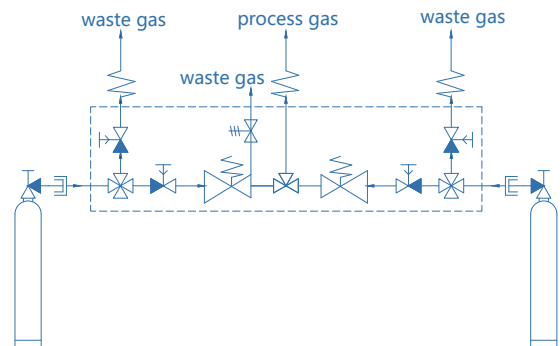
Flow Chart



Technical Data

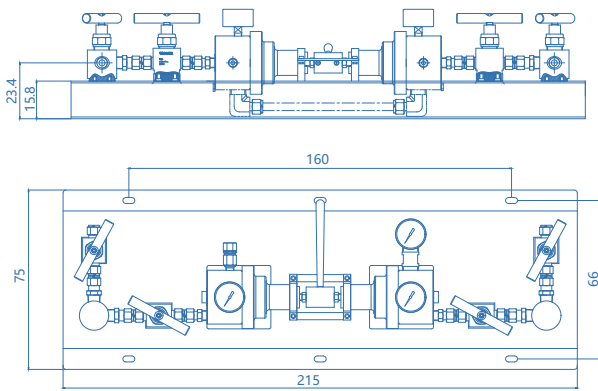
Type:	single-stage
Inlet pressure P1:	max. 245bar (Brass) / 300bar (316L)
Outlet pressure P2:	20/40/60bar
Materials	
Shut-off valve:	Brass / Chrome plated / 316L
Regulator body:	Brass / Chrome plated / 316L
Regulator valve seat:	PCTFE
Filter:	Stainless steel
Mounting plates:	Stainless steel
O-ring:	Viton®(FKM)
(option)	Kalrez®(FFKM)
Inlet connection:	1/4"NPT(F) (316L) 、 1/2"NPT(F) (Brass)
Outlet connection:	3/4"NPT(20mm Stainless steel tube)
Temperature range:	-30°C to +74°C
Leak rate:	Bubble tight
Weight:	27.5kg (Brass) / 20Kg (316L)

Schematic Drawing

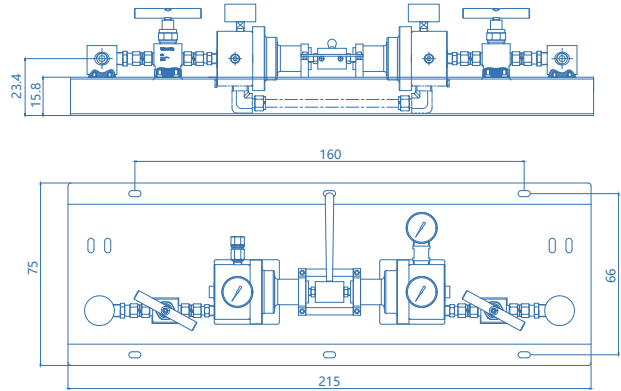


Automatic Change Over System VSP-36 Series

Dimensions (mm)



VSP-36S



VSP-36S-V

Ordering Information

VSP - 36S - 200 - 20 - P - P - V - N₂

Body Material

- S: 316L
- B: Brass
- C: Chrome Plated Brass

Inlet Pressure P₁

- 40: 40 bar
- 100: 100 bar
- 200: 200 bar
- 300: 300 bar

Outlet Pressure P₂

- 20: to 20 bar
- 40: to 40 bar
- 60: to 60 bar

Type Of Gas

Please specify type of gas

Option

None: Includes inlet valve and purge valve

V: Including inlet valve, not including purge valve

Outlet Pressure Indication

P: Pressure gauge

K: Contact gauge

Inlet Pressure Indication

P: Pressure gauge

K: Contact gauge

Pressure Control Panels - Automatic Change Over System

VSP-5A Series

Product Features

- Pressure control panel with automatic change-over function
- VSR-1 / VSR-1E Series single-stage regulator
- Brass chrome plated body for inert, reactive, flammable and oxidizing gas and mixtures up to grade 6.0
- Stainless steel 316L body and bonnet for corrosive gases
- Modular design
- Diaphragm type shut-off valves
- Suitable for inlet pressure up to 300 bar
- Compact design for easy installation into safety cabinets
- Tested for use with oxygen



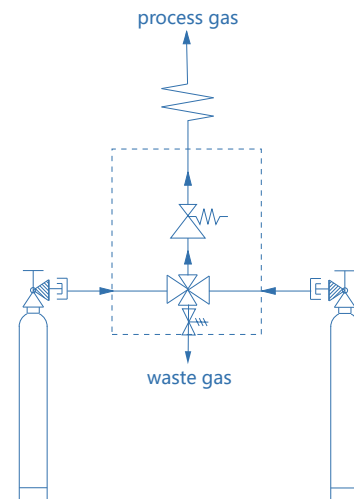
Typical Applications

- Component Testing
- Calibration Systems
- Laboratory Pressure Control
- High Pressure Sampling Systems
- Service & Test Equipment

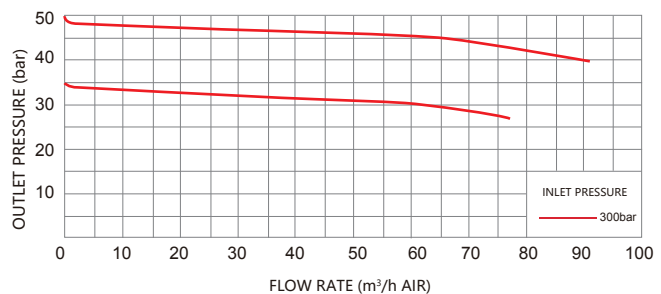
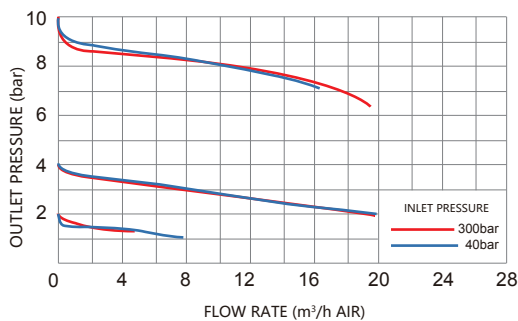
Technical Data

Type:	Double stage
Inlet pressure P1:	max. 300 bar
Outlet pressure P2:	2/4/10/20/35/50 bar
Materials	
Body regulator:	see ordering info
Valve seat:	PCTFE
Diaphragm:	Hastelloy® C276
Filter:	SS 316L
Temperature range:	-30°C to +74°C
Leak rate (to atmosphere):	1x10 ⁻⁸ mbar l/s He
	(via seat): 1x10 ⁻⁶ mbar l/s He
Weight:	12.1kg

Schematic Drawing



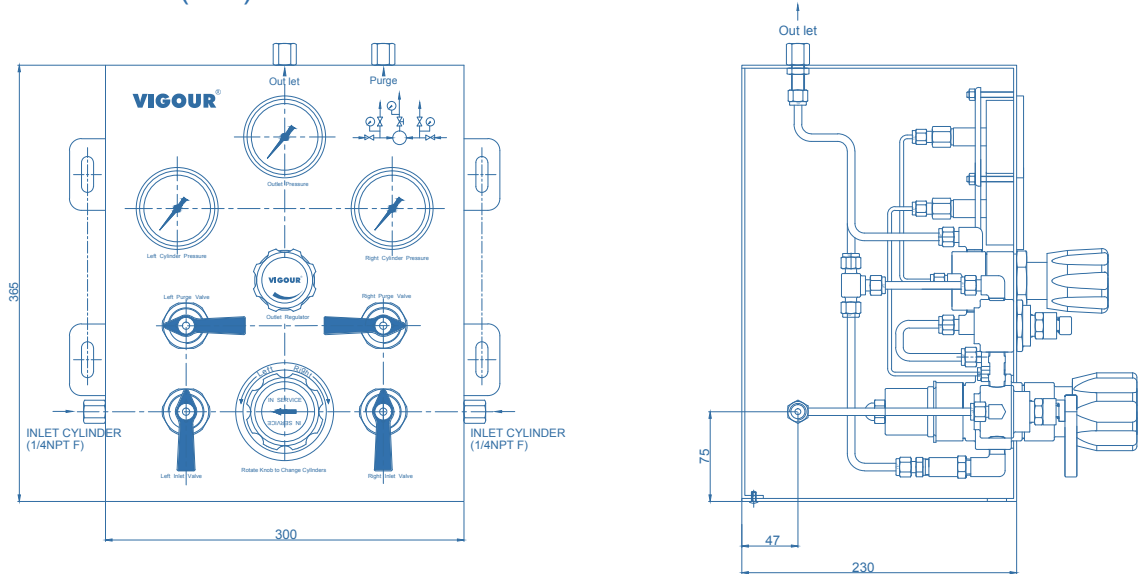
Flow Chart



Pressure Control Panels - Automatic Change Over System

VSP-5A Series

Dimensions (mm)



Ordering Information

VSP - 5AS - 200 - 10 - F4 - F4 - V - N₂

Body Material

S: 316L

C: Chrome Plated Brass

Inlet Pressure P₁

40: 40 bar

100: 100 bar

200: 200 bar

300: 300 bar

Outlet Pressure P₂

2: to 2 bar

4: to 4 bar

10: to 10 bar

20: to 20 bar

35: to 35 bar (Non Relief valve)

50: to 50 bar (Non Relief valve)

Type Of Gas

Please specify type of gas

Option

None: Includes inlet valve and purge valve

V: Including inlet valve, not including purge valve

X: Non inlet valve and purge valve

Outlet Connection

F4: 1/4"NPT(F)

Inlet Connection

F4: 1/4"NPT(F) (standard)

M4: 1/4"NPT(M)

Automatic Pressure Control Box

VSP-9 Series

Product Features

- Pressure control box with automatic switching function
- Digital display cylinder pressure and provide replacement reminder
- Audible and visual alarm, emergency cut-off
- Suitable for flammable gases
- Pneumatic diaphragm valve control
- Modular design, convenient maintenance
- Suitable for inlet pressure up to 300 bar
- Compact structure, easy installation
- Tested for use with oxygen



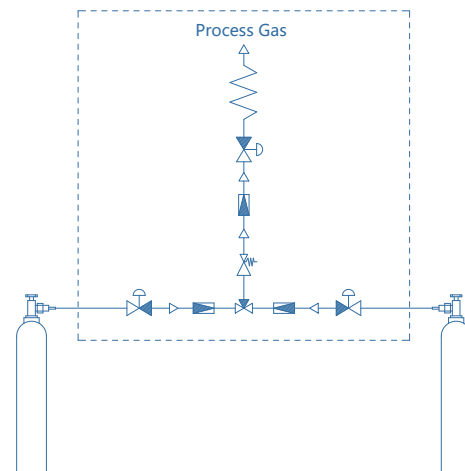
Typical Applications

- Component Testing
- Calibration Systems
- Laboratory Pressure Control
- High Pressure Sampling Systems
- Service & Test Equipment

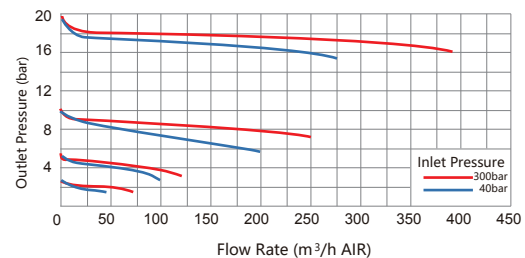
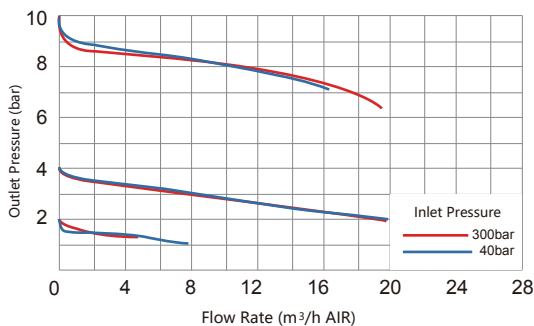
Technical Data

Type:	Automatic pressure control box
Inlet pressure P1:	Max. 300 bar
Outlet pressure P2:	2/4/10/20/35/50 bar
Materials	
Body regulator:	see ordering info
Valve seat (regulator) :	PCTFE
Diaphragm (regulator) :	Hastelloy®C276
Diaphragm (valve) :	Elgiloy®
Filter:	SS 316L
Temperature range:	-30°C to +74°C
Leak rate: (to atmosphere)	1x10 ⁻⁸ mbar l/s He
(Via seat)	1x10 ⁻⁶ mbar l/s He
Weight:	12.1 kg

Schematic Drawing



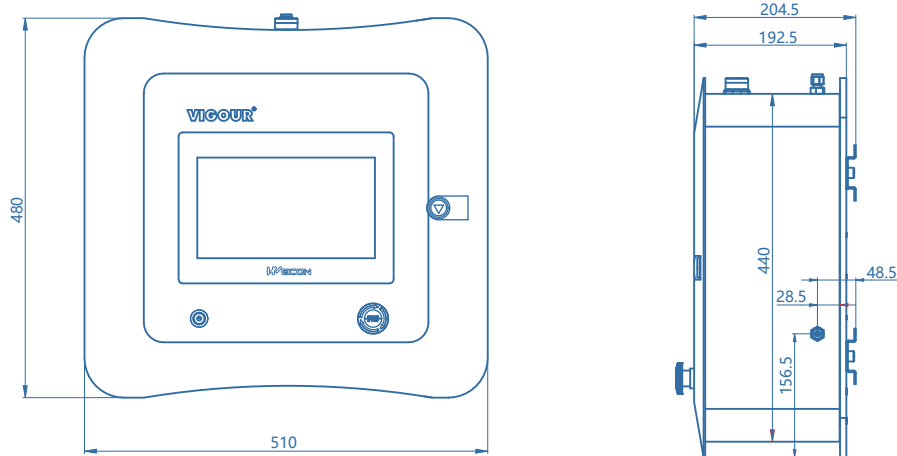
Flow Chart



Pressure Control Panels - Automatic Change Over System

VSP-5A Series

Dimensions (mm)



Ordering Information

VSP - 9S - 200 - 10 - 04 - 04 - N₂

Materials

S: 316L
C: Chrome plated brass

Inlet Pressure P1

40: 40 bar
100: 100 bar
200: 200 bar
300: 300 bar

Outlet Pressure P2

2: to 2 bar
4: to 4 bar
10: to 10 bar
20: to 20 bar
35: to 35 bar
50: to 50 bar

Gas Type

Please specify gas type

Outlet Gauge

04: 1/4" Tube fitting
08: 1/2" Tube fitting

Inlet Gauge

04: 1/4" Tube fitting
08: 1/2" Tube fitting

Generator Back-up Panels

VSP-B Series

Product Features

- Wall-mounting generator backup panel
- Design for backup application in Air, N₂, H₂ generator
- Modular design
- Diaphragm type shut-off valves
- Standard c/w 1 set of 36"pigtail and integral check valve



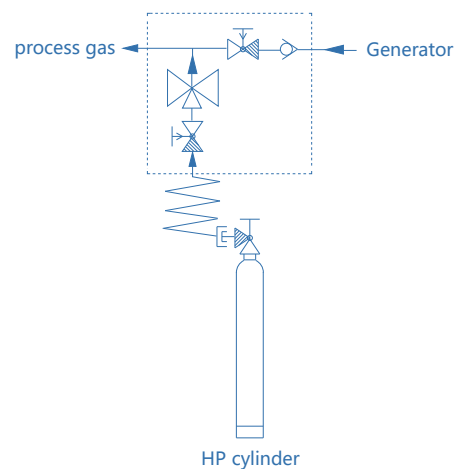
Typical Applications

- Component Testing
- Calibration Systems
- Laboratory Pressure Control
- High Pressure Sampling Systems
- Service & Test Equipment

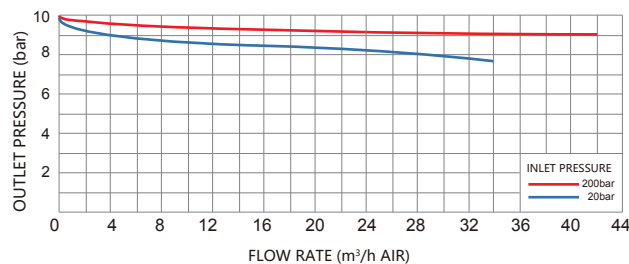
Technical Data

Type:	single-stage
Inlet pressure P1:	max. 300 bar
Materials	
Body regulator and valves:	see ordering info
Valve seat (regulator):	PCTFE
(shut-off valve):	PCTFE
Diaphragm (regulator):	Hastelloy® C276
(valve):	Elgiloy®
O-ring:	Viton® (FKM)
(option)	Kalrez® (FFKM)
Filter:	SS 316L
Temperature range:	-30°C to +74°C
Leak rate (to atmosphere):	1x10 ⁻⁸ mbar l/s He
(via seat):	1x10 ⁻⁶ mbar l/s He
Flow capacity:	Cv=0.08
Weight:	2.5kg

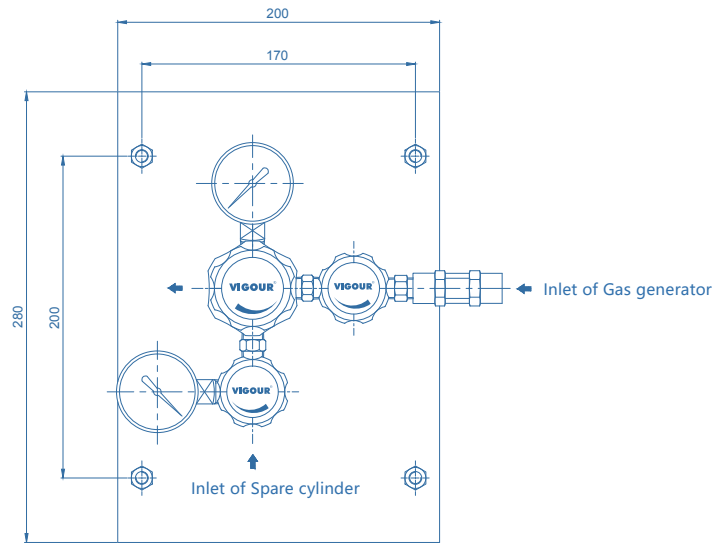
Schematic Drawing



Flow Chart

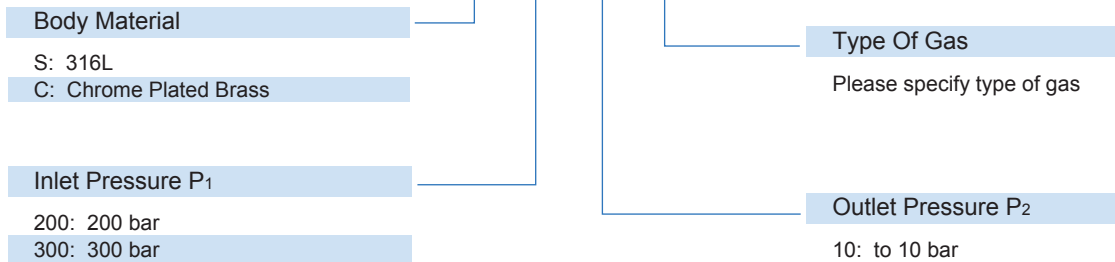


Dimensions (mm)



Ordering Information

VSP - BS - 200 - 10 - N₂



Gas Stick Assemblies

VSR-1ET Series

Product Features

- Wall-mounting tapping points
- VSR-1EL series single-stage regulator
- Brass chrome plated body and bonnet for inert, reactive, flammable and oxidizing gas and mixtures up to grade 6.0
- Stainless steel 316L body and bonnet for corrosive gases
- Modular design
- Diaphragm type shut-off valves
- Suitable for inlet pressure up to 100 bar
- Tested for use with oxygen

Typical Applications

- Component Testing
- Calibration Systems
- Laboratory Pressure Control
- High Pressure Sampling Systems
- Service & Test Equipment

Technical Data

Type:	single-stage
Inlet pressure P1:	max. 100 bar
Outlet pressure P2:	2/4/10/20/50 bar
Materials	
Body regulator and valves:	see ordering info
Valve seat (regulator):	PCTFE
(shut-off valve):	PEEK
Diaphragm (regulator):	Hastelloy® C276
(valve):	Hastelloy® C276
Filter:	SS 316L
Temperature range:	-30°C to +74°C
Leak rate (to atmosphere):	1x10 ⁻⁸ mbar l/s He
(via seat):	1x10 ⁻⁶ mbar l/s He
Flow capacity:	Cv=0.07
Weight:	2.5kg

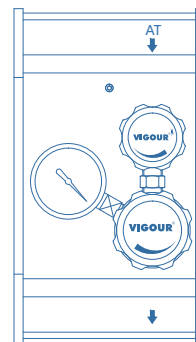


"A" type

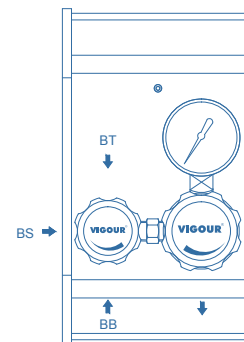


"B" type

Schematic Drawing

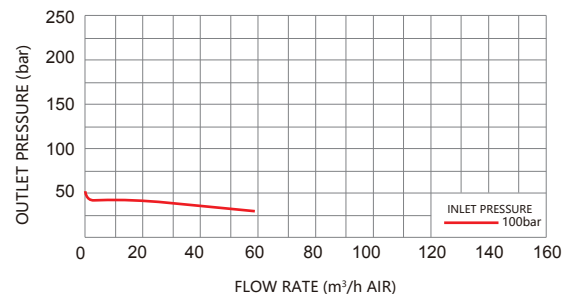
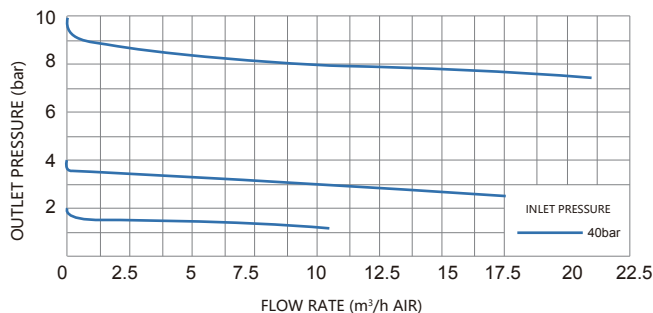


"A" type:
AT: Top-inlet

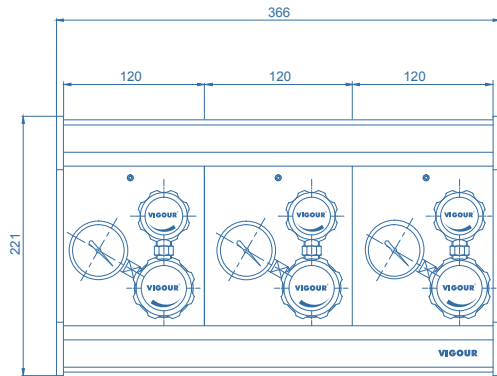


"B" type:
BT: Top-inlet
BB: Bottom-inlet
BS: side-inlet

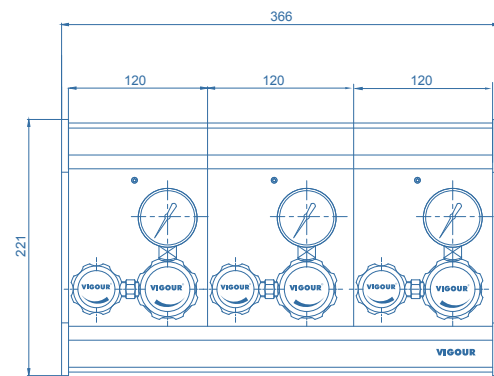
Flow Chart



Dimensions (mm)



"A" type



"B" type

Ordering Information

VSR - 1ETS - 100 - 10 - AT - N₂

Body Material

S: 316L

C: Chrome Plated Brass

Inlet Pressure P₁

40: 40 bar

100: 100 bar

Outlet Pressure P₂

2: to 2 bar

4: to 4 bar

10: to 10 bar

20: to 20 bar

50: to 50 bar

Type Of Gas

Please specify type of gas

Inlet Type

AT: "A" type Top-inlet

BT: "B" type Top-inlet

BB: "B" type Bottom-inlet

BS: "B" type Side-inlet

Gas Stick Assemblies

VSR-2T Series

Product Features

- Wall-mounting tapping points
- VSR-2EL series single-stage regulator
- Brass chrome plated body and bonnet for inert, reactive, flammable and oxidizing gas and mixtures up to grade 6.0
- Stainless steel 316L body and bonnet for corrosive gases
- Modular design
- Diaphragm type shut-off valves
- Suitable for inlet pressure up to 100 bar
- Tested for use with oxygen

Typical Applications

- Component Testing
- Calibration Systems
- Laboratory Pressure Control
- High Pressure Sampling Systems
- Service & Test Equipment

Technical Data

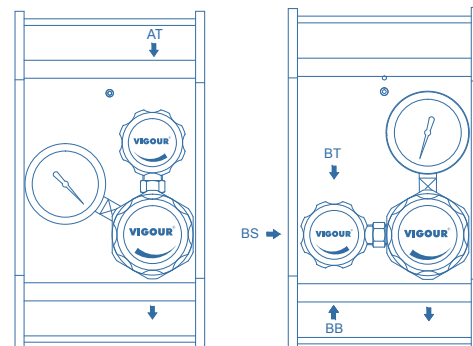
Type:	single-stage
Inlet pressure P1:	max. 100 bar
Outlet pressure P2:	2/4/10/20/35/50 bar
Materials	
Body regulator and valves:	see ordering info
Valve seat (regulator):	PCTFE
(shut-off valve):	PEEK
Diaphragm (regulator):	Hastelloy® C276
(valve):	Hastelloy® C276
O-ring:	Viton® (FKM)
(option)	Kalrez® (FFKM)
Filter:	SS 316L
Temperature range:	-30°C to +74°C
Leak rate (to atmosphere):	1x10 ⁻⁸ mbar l/s He
(via seat):	1x10 ⁻⁶ mbar l/s He
Flow capacity:	
(Outlet pressure:2/4/10/20 bar)	Cv=0.28
(Outlet pressure:35/50 bar)	Cv=0.08
Weight:	3.5kg



"A" type

"B" type

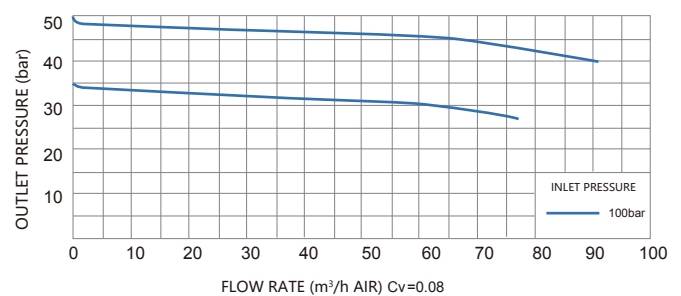
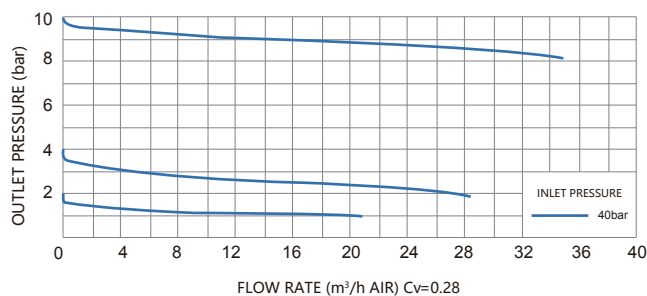
Schematic Drawing



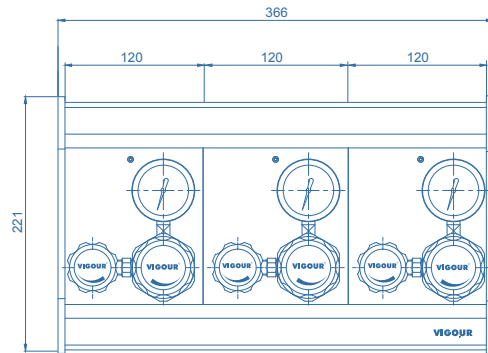
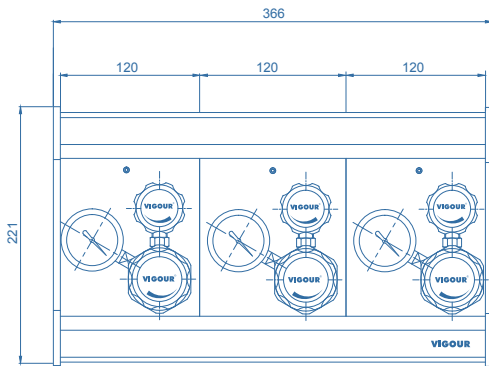
"A" type
AT: Top-inlet

"B" type:
BT: Top-inlet
BB: Bottom-inlet
BS: Side-inlet

Flow Chart



Dimensions (mm)



Ordering Information

VSR - 2TS - 100 - 10 - AT - N₂

Body Material

S: 316L

C: Chrome Plated Brass

Inlet Pressure P₁

40: 40 bar

100: 100 bar

Outlet Pressure P₂

2: to 2 bar

4: to 4 bar

10: to 10 bar

20: to 20 bar

35: to 35 bar

50: to 50 bar

Type Of Gas

Please specify type of gas

Inlet Type

AT: "A" type Top-inlet

BT: "B" type Top-inlet

BB: "B" type Bottom-inlet

BS: "B" type Side-inlet

Gas Stick Assemblies

VSR-1ETG Series

Product Features

- Wall-mounting tapping points
- VSR-1EL series single-stage regulator
- Brass chrome plated body and bonnet for inert, reactive, flammable and oxidizing gas and mixtures up to grade 6.0
- Stainless steel 316L body and bonnet for corrosive gases
- Modular design
- Diaphragm type shut-off valves
- Suitable for inlet pressure up to 100 bar
- Tested for use with oxygen



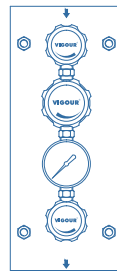
Typical Applications

- Component Testing
- Calibration Systems
- Laboratory Pressure Control
- High Pressure Sampling Systems
- Service & Test Equipment

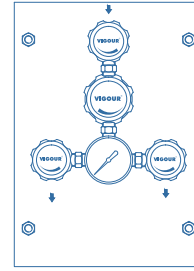
Technical Data

Type:	single-stage
Inlet pressure P1:	max. 100 bar
Outlet pressure P2:	2/4/10/20/50 bar
Materials	
Body regulator and valves:	see ordering info
Valve seat (regulator):	PCTFE
(shut-off valve):	PEEK
Diaphragm (regulator):	Hastelloy® C276
(valve):	Hastelloy® C276
Filter:	SS 316L
Temperature range:	-30°C to +74°C
Leak rate (to atmosphere):	1x10 ⁻⁸ mbar l/s He
(via seat):	1x10 ⁻⁶ mbar l/s He
Flow capacity:	Cv=0.07
Weight:	4.1~5.7kg

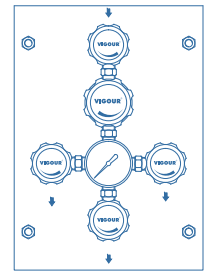
Schematic Drawing



"A" type:
Single outlet

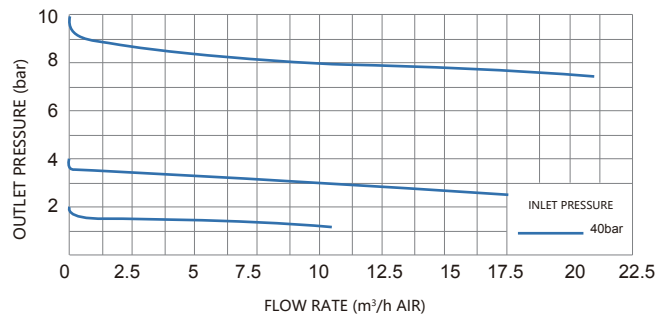


"B" type:
Dual outlet

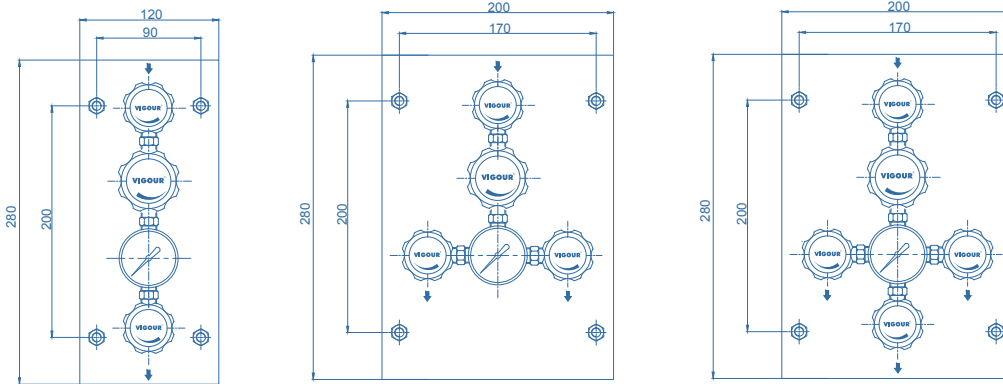


"C" type:
Triple outlet

Flow Chart



Dimensions (mm)



Ordering Information

VSR - 1ETGS - 100 - 10 - A - N₂

Body Material

S: 316L

C: Chrome Plated Brass

Inlet Pressure P₁

40: 40 bar

100: 100 bar

Outlet Pressure P₂

2: to 2 bar

4: to 4 bar

10: to 10 bar

20: to 20 bar

50: to 50 bar

Type Of Gas

Please specify type of gas

Inlet Type

A: "A" type single outlet

B: "B" type dual outlet

C: "C" type triple outlet

Gas Stick Assemblies

VSR-1ETG-BV Series

Product Features

- Wall-mounting tapping points
- VSR-1EL series single-stage regulator
- Brass chrome plated body and bonnet for inert, reactive, flammable and oxidizing gas and mixtures up to grade 6.0
- Stainless steel 316L body and bonnet for corrosive gases
- Modular design
- Diaphragm type shut-off valves
- Suitable for inlet pressure up to 100 bar
- Tested for use with oxygen

Typical Applications

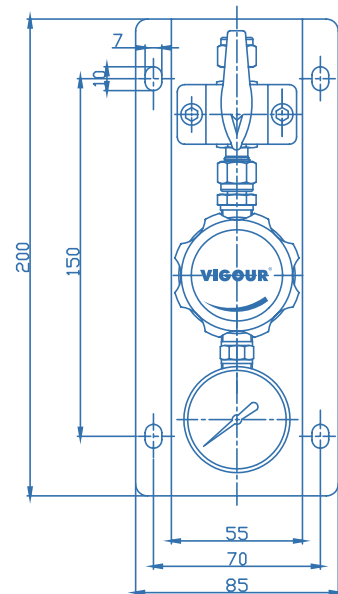
- Component Testing
- Calibration Systems
- Laboratory Pressure Control
- High Pressure Samping Systems
- Service & Test Equipment



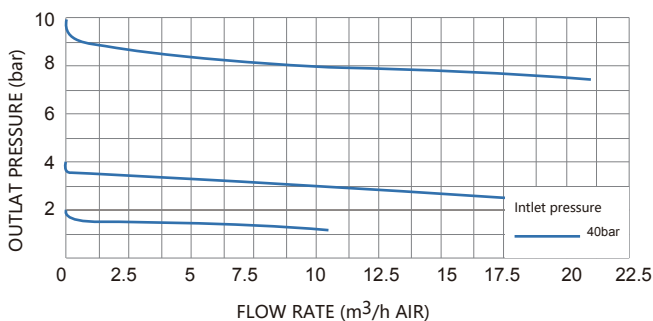
Technical Data

Type:	single-stage
Inlet pressure P1:	max. 100 bar
Outlet pressure P2:	2/4/10/20/50 bar
Materials	
Body regulator and valves:	see ordering into
Valve seat (regulator):	PCTFE
(shut-off valve):	PTFE
Diaphragm (regulator):	Hastelloy® C276
Filter:	SS 316L
Temperature range:	-30°C to +74°C
Leak rate: (to atmosphere)	1x10 ⁻⁸ mbar l/s He
(via seat)	1x10 ⁻⁶ mbar l/s He
Flow capacity:	Cv=0.07
Weight:	4.1~5.7kg

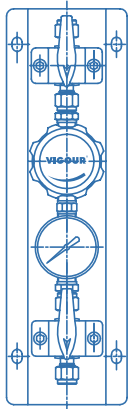
Dimensions (mm)



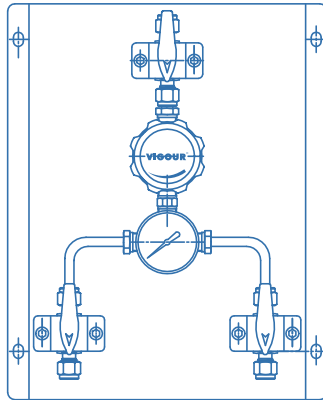
Flow Chart



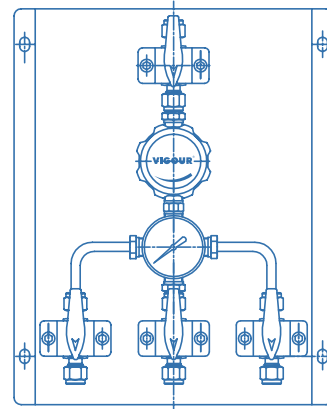
Schematic Drawing



"A" Type:
Single outlet



"B" Type:
Dual outlet



"C" Type:
Triple outlet

Ordering Information

VSR - 1ETGS - 100 - 10 - BV04 - A - N₂

Body Material

S: 316L
C: Chrome Plated Brass

Inlet Pressure P1

40: 40 bar
100: 100 bar

Outlet Pressure P2

2: to 2 bar
4: to 4 bar
10: to 10 bar
20: to 20 bar
50: to 50 bar

Gas Type

Please specify gas type

Outlet Type

A: "A" type single outlet
B: "B" type dual outlet
C: "C" type triple outlet

Connections

04: 1/4" ball valves
06: 3/8" ball valves

Gas Stick Assemblies

VSR-2TG Series

Product Features

- Wall-mounting tapping points
- VSR-2EL series single-stage regulator
- Stainless steel 316L body and bonnet for corrosive gases
- Modular design
- Diaphragm type shut-off valves
- Suitable for inlet pressure up to 100 bar
- Tested for use with oxygen

Typical Applications

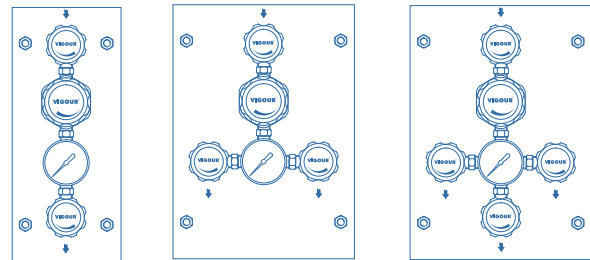
- Component Testing
- Calibration Systems
- Laboratory Pressure Control
- High Pressure Sampling Systems
- Service & Test Equipment



Technical Data

Type:	single-stage
Inlet pressure P1:	max. 300 bar
Outlet pressure P2:	2/4/10/20/35/50 bar
Materials	
Body regulator and valves:	see ordering info
Valve seat (regulator):	PCTFE
(shut-off valve):	PEEK
Diaphragm (regulator):	Hastelloy® C276
(valve):	Hastelloy® C276
O-ring:	Viton® (FKM)
(option)	Kalrez® (FFKM)
Filter:	SS 316L
Temperature range:	-30°C to +74°C
Leak rate (to atmosphere):	1x10 ⁻⁸ mbar l/s He
(via seat):	1x10 ⁻⁶ mbar l/s He
Flow capacity:	
(Outlet pressure:2/4/10/20 bar)	Cv=0.28
(Outlet pressure:35/50 bar)	Cv=0.08
Weight:	4.5~6.9kg

Schematic Drawing

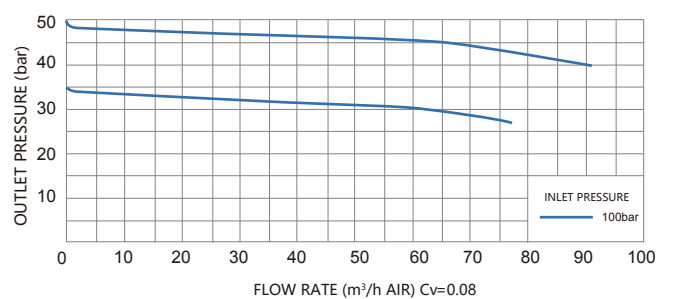
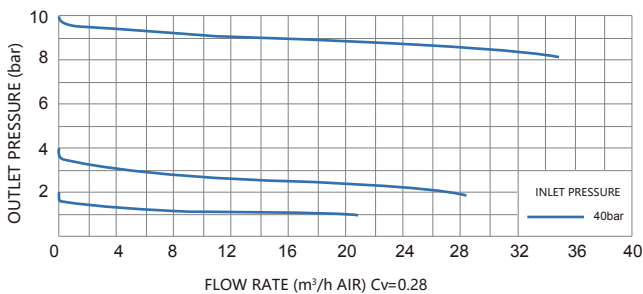


"A" type:
Single outlet

"B" type:
Dual outlet

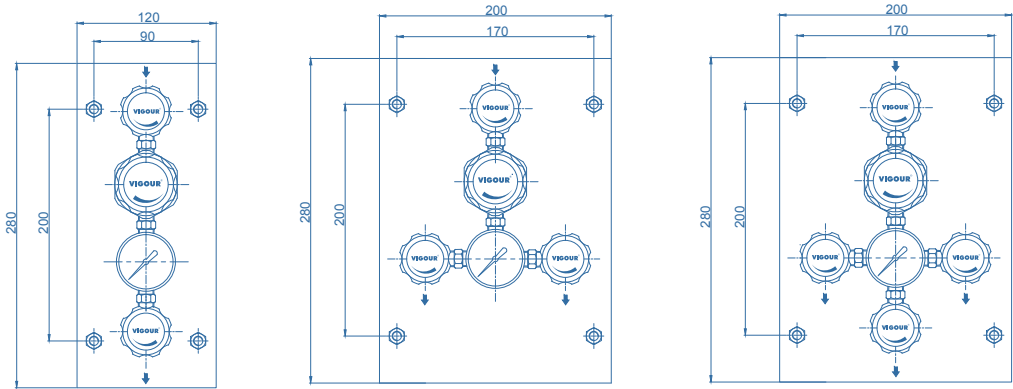
"C" type:
Triple outlet

Flow Chart



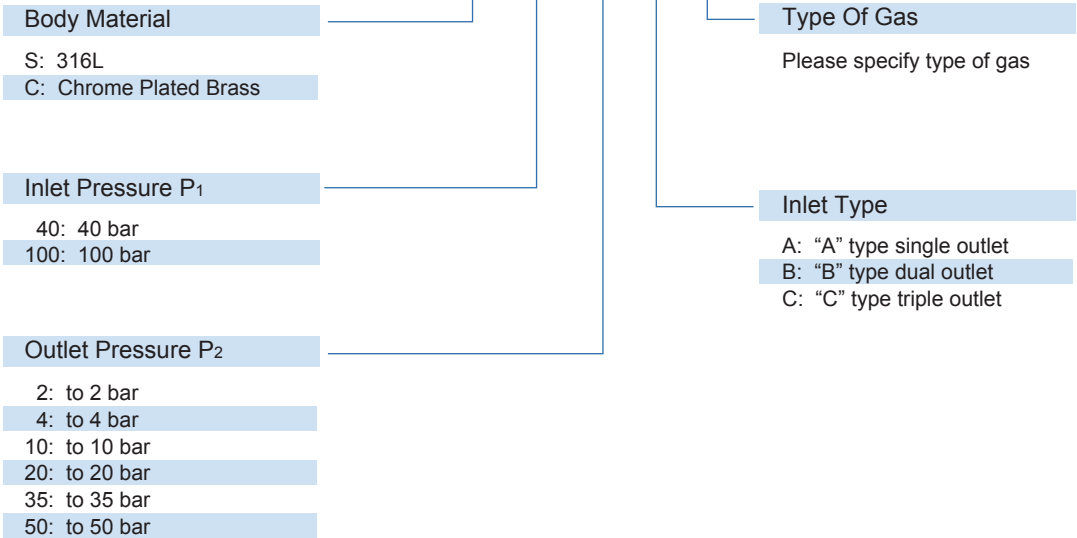
Gas Stick Assemblies VSR-2TG Series

Dimensions (mm)



Ordering Information

VSR - 2TGS - 100 - 10 - A - N₂



Gas Stick Assemblies

VSR-3T Series

Product Features

- Bench-mounting tapping points
- VSR-1EL series single-stage regulator
- VDV2 series diaphragm valve
- Brass chromed plated body and bonnet for inert, reactive, flammable and oxidizing gas and mixtures up to grade 6.0
- Stainless steel 316L body and bonnet for corrosive gases
- Modular design
- Suitable for inlet pressure up to 60 bar
- Test for use with oxygen

Typical Applications

- Component Testing
- Calibration Systems
- Laboratory Pressure Control
- High Pressure Sampling Systems
- Service & Test Equipment

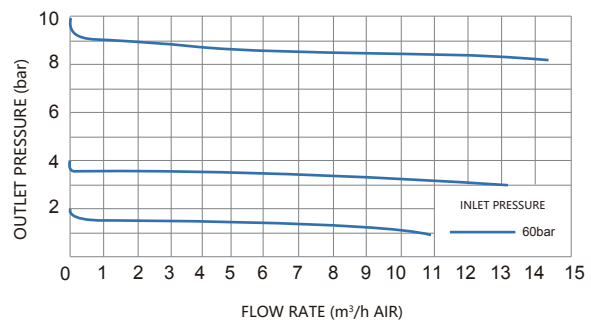


Colours coding will be in accordance to CGA PS2 and UNI EN 1089-3 standard

Technical Data

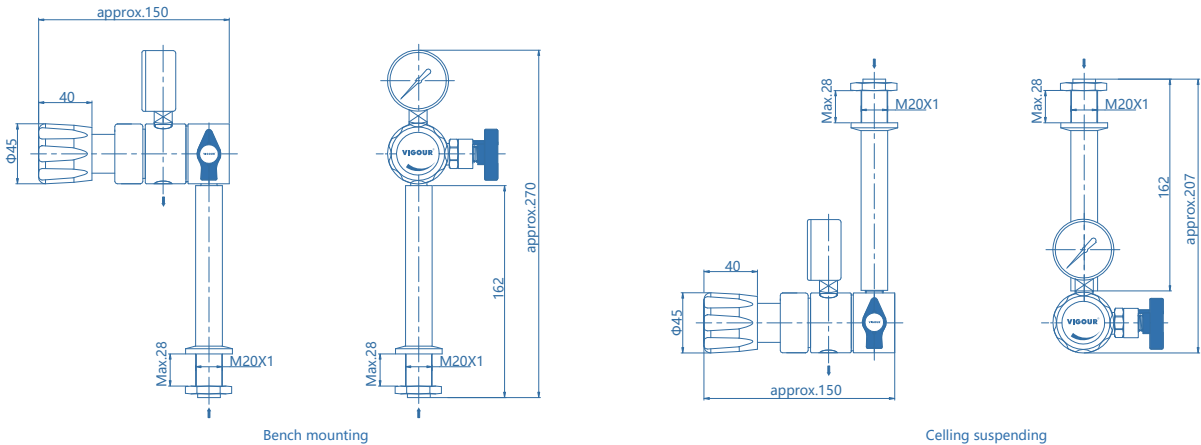
Type:	single-stage
Inlet pressure P1:	max. 60 bar
Outlet pressure P2:	2/4/10/20 bar
Materials	
Body regulator and valves:	see ordering info
Valve seat (regulator):	PCTFE
(shut-off valve):	PEEK
Diaphragm (regulator):	Hastelloy® C276
(valve):	Hastelloy® C276
Filter:	SS 316L
Temperature range:	-30°C to +74°C
Leak rate (to atmosphere):	1x10 ⁻⁸ mbar l/s He
(via seat):	1x10 ⁻⁶ mbar l/s He
Flow capacity:	Cv=0.12
Weight:	1.6kg

Flow Chart




Gas Stick Assemblies VSR-3T Series

Dimensions (mm)



Ordering Information

VSR - 3TS - 60 - 10 - F4 - F4 - W - N₂ - X



Gas Stick Assemblies

VSR-3TG Series

Product Features

- Wall-mounting tapping points
- VSR-1EL series single-stage regulator
- VDV2 series diaphragm valve
- Brass chromed plated body and bonnet for inert, reactive, flammable and oxidizing gas and mixtures up to grade 6.0
- Stainless steel 316L body and bonnet for corrosive gases
- Modular design
- Suitable for inlet pressure up to 60 bar
- Test for use with oxygen

Typical Applications

- Component Testing
- Calibration Systems
- Laboratory Pressure Control
- High Pressure Sampling Systems
- Service & Test Equipment



Handle switch



hand wheel switch

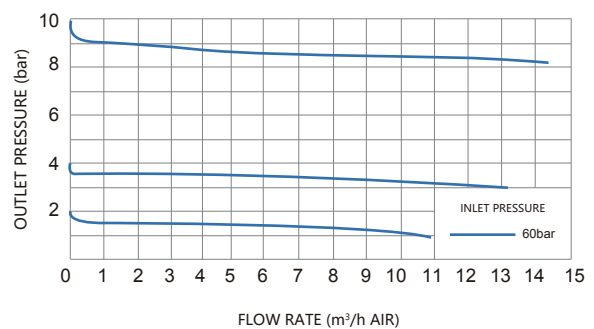


Colours coding will be in accordance to CGA PS2 and UNI EN 1089-3 standard

Technical Data

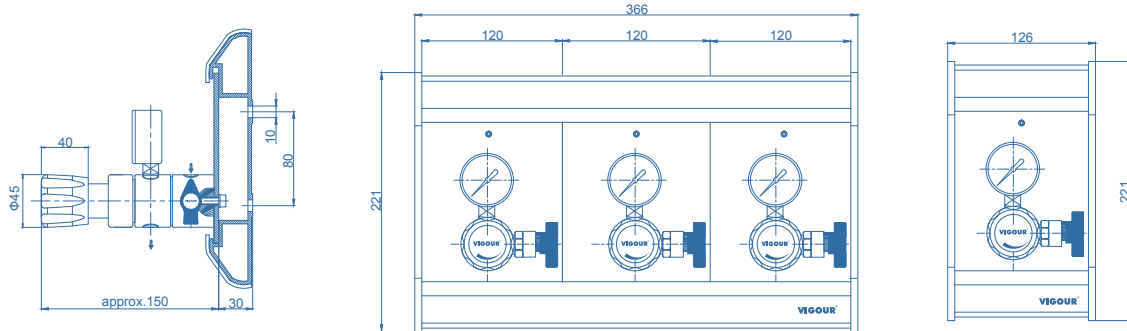
Type:	single-stage
Inlet pressure P1:	max. 60 bar
Outlet pressure P2:	2/4/10/20 bar
Materials	
Body regulator and valves:	see ordering info
Valve seat (regulator):	PCTFE
(shut-off valve):	PEEK
Diaphragm (regulator):	Hastelloy® C276
(valve):	Hastelloy® C276
Filter:	SS 316L
Temperature range:	-30°C to +74°C
Leak rate (to atmosphere):	1x10 ⁻⁸ mbar l/s He
(via seat):	1x10 ⁻⁶ mbar l/s He
Flow capacity:	Cv=0.12
Weight:	1.16kg

Flow Chart



Gas Stick Assemblies VSR-3TG Series

Dimensions (mm)



Ordering Information

VSR - 3TGS - 60 - 20 - F4 - F4 - W - N₂

Body Material

S: 316L

C: Chrome Plated Brass

Inlet Pressure P₁

60: 60 bar

Outlet Pressure P₂

2: to 2 bar

4: to 4 bar

10: to 10 bar

20: to 20 bar

Type Of Gas

Please specify type of gas

Option

None: handle

W: hand wheel

Outlet Port

F4: 1/4"NPT(F)

Inlet Port

F4: 1/4"NPT(F)

Gas Stick Assemblies

VSR-4T Series

Product Features

- Panel-mounting tapping points
- VSR-1EL series single-stage regulator
- VDV2 series diaphragm valve
- Brass chromed plated body and bonnet for inert, reactive, flammable and oxidizing gas and mixtures up to grade 6.0
- Stainless steel 316L body and bonnet for corrosive gases
- Modular design
- Suitable for inlet pressure up to 60 bar
- Test for use with oxygen



Typical Applications

- Component Testing
- Calibration Systems
- Laboratory Pressure Control
- High Pressure Sampling Systems
- Service & Test Equipment

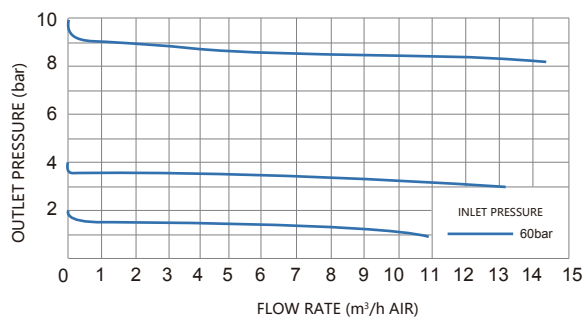


Colours coding will be in accordance to CGA PS2 and UNI EN 1089-3 standard

Technical Data

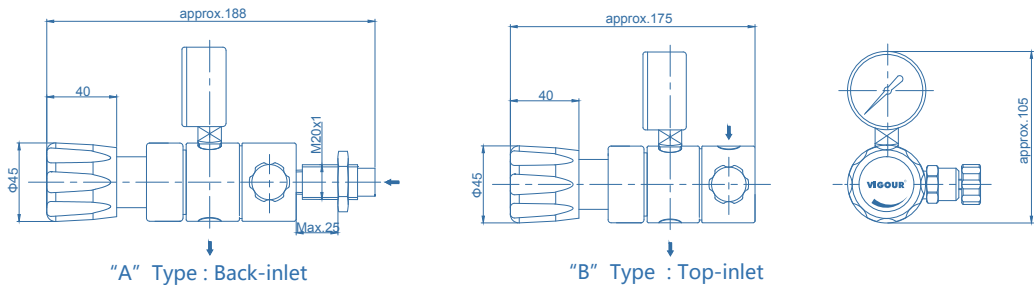
Type:	single-stage
Inlet pressure P1:	max. 60 bar
Outlet pressure P2:	2/4/10/20 bar
Materials	
Body regulator and valves:	see ordering info
Valve seat (regulator):	PCTFE
Diaphragm (regulator):	Hastelloy® C276
Filter:	SS 316L
Temperature range:	-30°C to +74°C
Leak rate (to atmosphere):	1x10 ⁻⁸ mbar l/s He
(via seat):	1x10 ⁻⁶ mbar l/s He
Flow capacity:	Cv=0.12
Weight:	0.8kg

Flow Chart

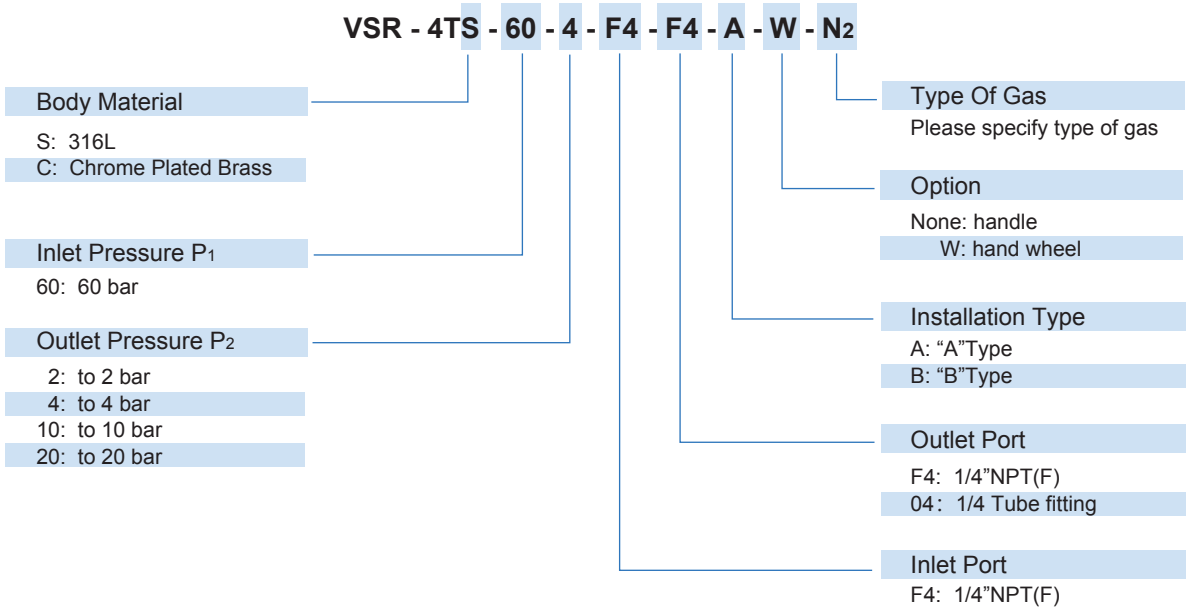


Gas Stick Assemblies VSR-4T Series

Dimensions (mm)



Ordering Information



Gas Stick Assemblies

VSR-5T Series

Product Features

- Wall-mounting tapping points
- VSR-1EL series single-stage regulator
- Aluminum for inert, reactive, flammable and oxidizing gas and mixtures up to grade 6.0
- Modular design
- Diaphragm type shut-off valve
- Suitable for inlet pressure up to 60 bar
- Test for use with oxygen
- Compact design tapping point

Typical Applications

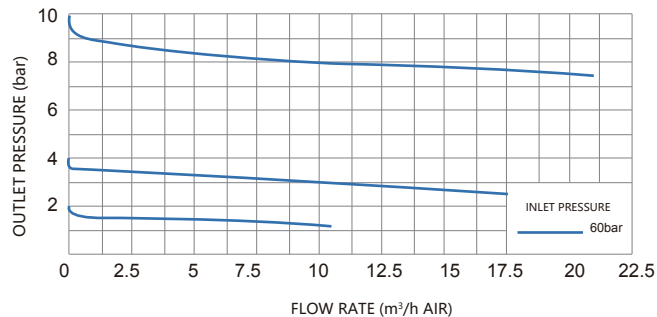
- Component Testing
- Calibration Systems
- Laboratory Pressure Control
- Service & Test Equipment



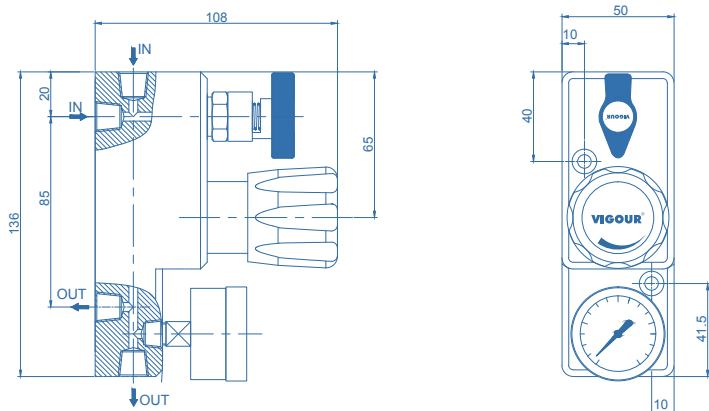
Technical Data

Type:	single-stage
Inlet pressure P1:	max. 60 bar
Outlet pressure P2:	2/4/10/20 bar
Materials	
Body regulator and valves:	see ordering info
Valve seat (regulator):	PCTFE
Diaphragm (regulator):	Hastelloy® C276
Filter:	SS 316L
Temperature range:	-30°C to +74°C
Leak rate (to atmosphere):	1x10 ⁻⁸ mbar l/s He
(via seat):	1x10 ⁻⁶ mbar l/s He
Flow capacity:	Cv=0.07
Weight:	2.5kg

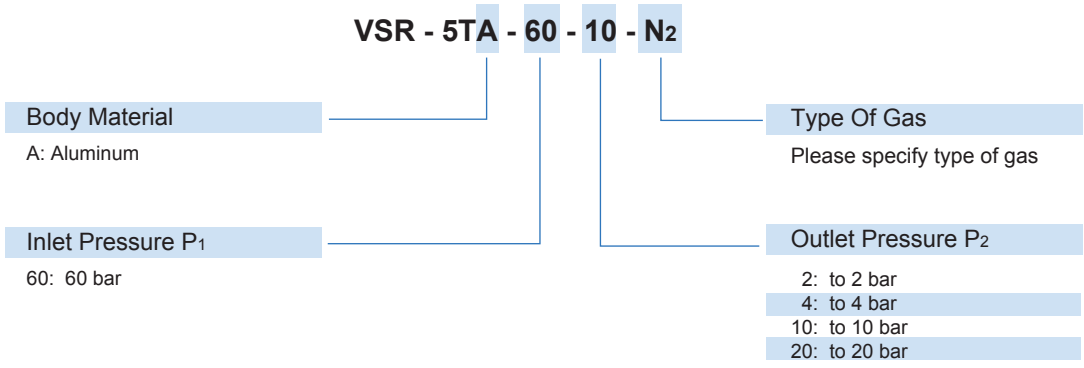
Flow Chart



Dimensions (mm)



Ordering Information



Extensions

VSP-X Series

Product Features

- Brass chrome plated body for inert, reactive, flammable and oxidizing gas and mixtures up to grade 6.0
- Stainless steel 316L body for corrosive gases
- Extension for pressure control panel
- Design for easy installation

Typical Applications

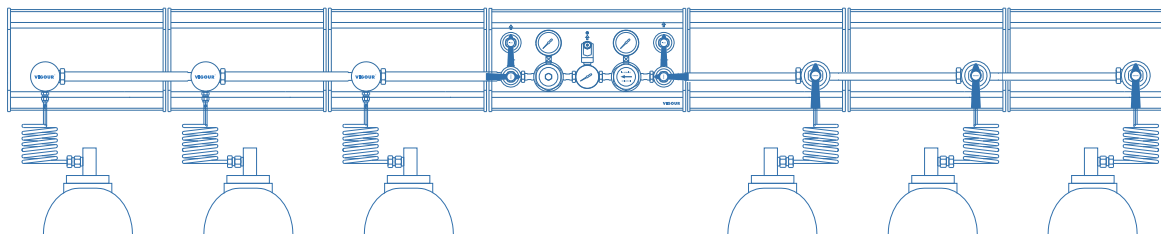
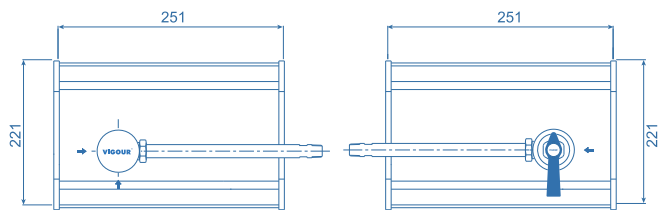
- Component Testing
- Calibration Systems
- Laboratory Pressure Control
- High Pressure Sampling Systems
- Service & Test Equipment



Technical Data

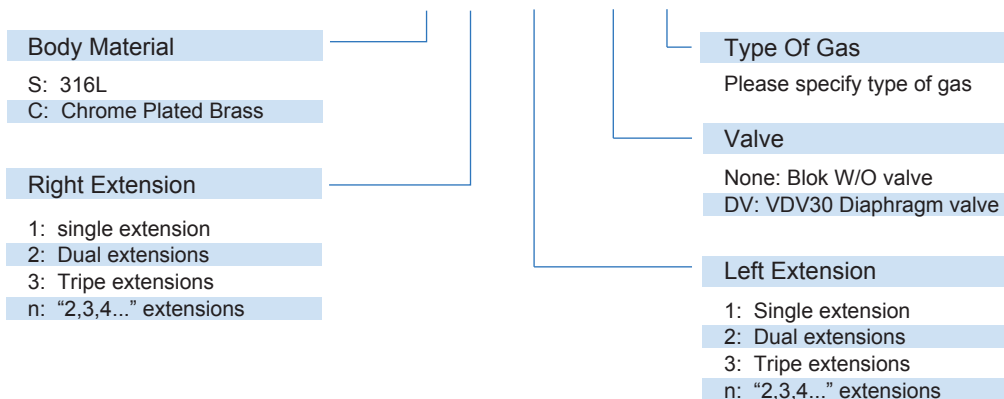
Inlet pressure P1:	max. 300 bar
Materials:	see ordering info
O-ring:	Viton® (FKM)
(option)	Kalrez® (FFKM)
Temperature range:	-30°C to +74°C
Weight:	1.2kg

Dimensions (mm)



Ordering Information

VSP - X - S - 1L - 1R - DV - O₂



Product Features

- Single regulator mounting station
- For one or two cylinders
- Standard c/w 1 set of 3/6" pigtail and integral check valve
- Design for easy installation
- Tested for use with oxygen

Typical Applications

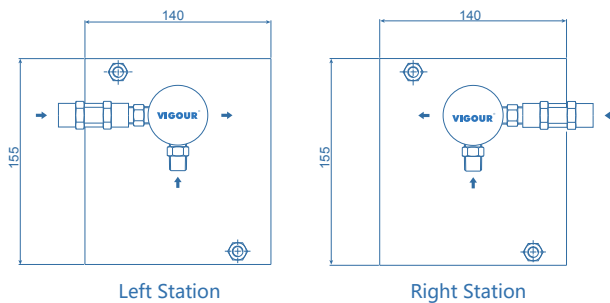
- Component Testing
- Calibration Systems
- Laboratory Pressure Control
- High Pressure Sampling Systems
- Service & Test Equipment



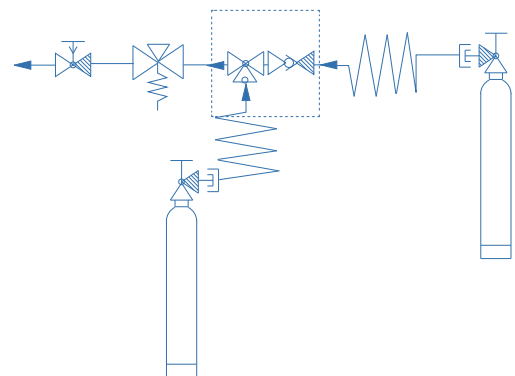
Technical Data

Inlet pressure P ₁ :	max. 300 bar
Materials:	see ordering info
Temperature range:	-30°C to +74°C
Weight:	1.2kg

Dimensions (mm)



Schematic Drawing



Ordering Information

VSP - S - S - F - CGA - L - 2 - N₂ - VSR1

Body Material

- S: 316L
- C: Chrome Plated Brass

Pigtail Material

- F: Core TEFLON PTFE
- S: Core 316SST

Cylinder Connections

- DIN: Germany
- CGA: USA
- BSP: British
- GB: China
- UNI: Italy
- NF: French
- JIS: Japan

Regulator

- F4: 1/4"NPT(F) w/o regulator
- VSR1E: VSR1E series regulator
- VSR2: VSR2 series regulator
- VSR3: VSR3 series regulator
- VSR6: VSR6 series regulator

Type Of Gas

Please specify type of gas

Cylinder

- 1: Use for one cylinder
- 2: Use for two cylinder

Station

- L: Left Station
- R: Right Station

Purge Assemblies

VSP-U Series

Product Features

- Purge assemblies
- Brass chromed plated body and bonnet for inert, reactive, flammable and oxidizing gas and mixtures up to grade 6.0
- Stainless steel 316L for corrosive gases
- Diaphragm type shut-off valves
- Suitable for inlet pressure up to 300 bar
- Tested for use with oxygen



Straight purge assemblies

Straight purge assemblies

The straight purge assembly is connected to the regulator body via an auxiliary high pressure port. The gas is vented through the body to a downstream location.

Tee purge assemblies

The tee purge can be connected between the cylinder and the regulator, or between the regulator and the instrument. The system can be flushed with the purging gas to remove contaminants prior to start-up or after a cylinder change.



Tee purge assemblies

Cross purge assemblies

The cross purge assembly is used between the cylinder and the regulator. In addition to the features on the tee purge, the cross purge assembly allows the use of inert purge gas.

Block & bleed purge assemblies

Block and bleed purges are typically used in manifolds or other applications where atmospheric contaminants need to be purged after cylinder changeout.



Cross purge assemblies

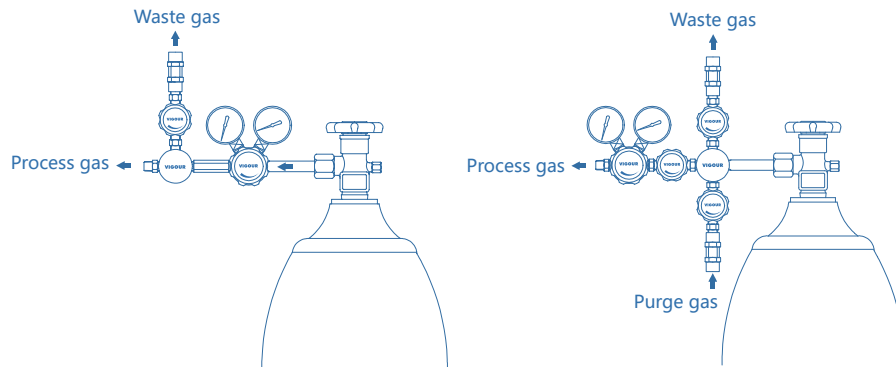
Technical Data

Type:	Purge assemblies
Inlet pressure:	max. 300 bar
Materials	
Body:	see ordering info
Diaphragm:	Hastelloy® C276 Elgiloy®
Seat:	PCTFE
Filter:	SS 316L
Inlet connection:	1/4" NPT(F)
Temperature range:	-30°C to +74°C
Leak rate:	1x10 ⁻⁸ mbar l/s He
Orifice:	Φ2.7mm

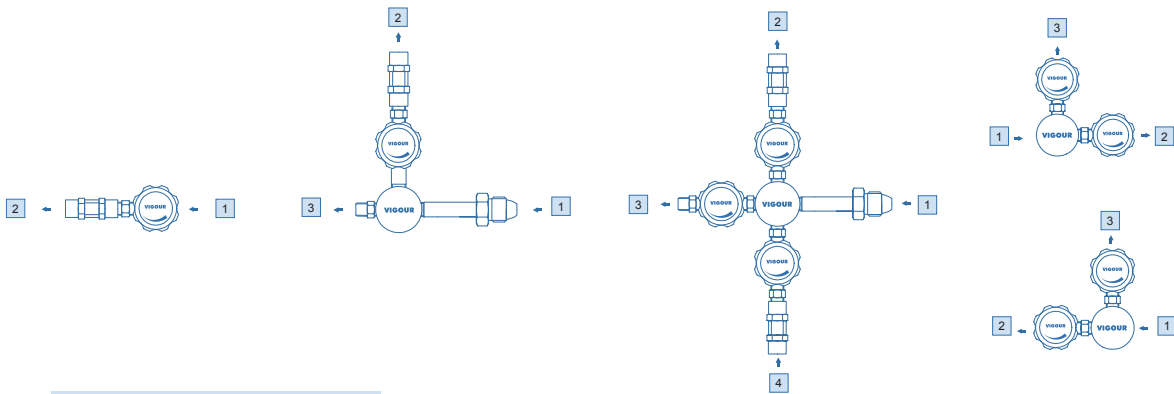


Block & bleed purge assemblies

Schematic Drawing



Ordering Information



Inlets / Outlets

F4: 1/4" NPT(F)	04: 1/4" Tube fitting	CGA: USA	GB: China
M4: 1/4" NPT(M)	DIN: Germany	UNI: Italy	CV: Check valve
02: 1/8" Tube fitting	BSP: British	NF: French	

* Other connection standard, consult factory

Port Selection

VSP - U S C - 1 - 2 - 3 - 4 - N₂

Type

- S: Straight purge assemblies
- T: Tee purge assemblies
- C: Cross purge assemblies
- LB: Left block & bleed purge assemblies
- RB: Right block & bleed purge assemblies

Type of Gas

Please specify type of gas

Body Material

- S: 316L
- C: Chrome Plated Brass

Diaphragm Valves

VDV1 Series

Product Features

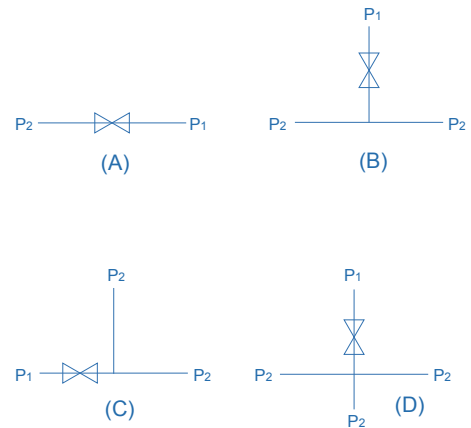
- Diaphragm valve
- Brass chromed plated body and bonnet for inert, reactive, flammable and oxidizing gas and mixtures up to grade 6.0
- Stainless steel 316L for corrosive gases
- Wide range of inlets / outlets
- Suitable for inlet pressure up to 60 bar, hand wheel design
- Metal-to-metal sealing to atmosphere
- Tested for use with oxygen

Typical Applications

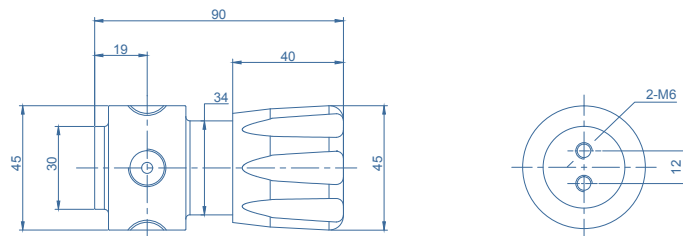
- Component Testing
- Calibration Systems
- Laboratory Pressure Control
- High Pressure Sampling Systems
- Service & Test Equipment

Technical Data

Type:	Diaphragm valve
Inlet pressure:	max. 60 bar
Materials	
Body:	see ordering info
Seat:	PEEK
Diaphragm:	Elgiloy®
Filter:	SS316L
Inlet / outlet connection:	1/4"NPT(F)
Temperature range:	-30°C to +74°C
Leak rate:	10 ⁻⁸ mbar l/s He
Orifice:	Φ4 mm
Weight:	0.5 kg



Dimensions (mm)



Ordering Information

VDV 1 - C - A - F4 - F4

Body Material S: 316L C: Chrome Plated Brass	Inlets / Outlets F4: 1/4" NPT(F) F6: 3/8" NPT(F)
Type A: 2 Ports B: 3 Ports C: 3 Ports D: 4 Ports	

Diaphragm Valves

VDV2 Series

Product Features

- Diaphragm valve
- Brass chrome plated body for inert, reactive, flammable and oxidizing gas and mixtures up to grade 6.0
- Stainless steel 316L body for corrosive gases
- Suitable for inlet pressure up to 60 bar, hand wheel design
- Wide range of inlets / outlets
- Metal-to-metal sealing to atmosphere
- Tested for use with oxygen

Typical Applications

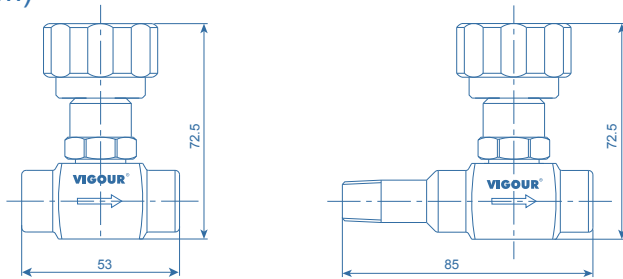
- Component Testing
- Calibration Systems
- Laboratory Pressure Control
- High Pressure Sampling Systems
- Service & Test Equipment

Technical Data

Type:	Diaphragm valve
Inlet pressure:	max. 60 bar
Materials	
Body:	see ordering info
seat:	PEEK
Diaphragm:	Hastelloy® C276
Inlet / Outlet connection:	1/4"NPT
Temperature range:	-30°C to +74°C
Leak rate:	1x10 ⁻⁹ mbar l/s He
Orifice:	Φ3.2mm
Weight:	0.3kg



Dimensions (mm)



Ordering Information

VDV2 - C - M4- F4

Body Material

S: 316L

C: Chrome Plated Brass

Inlets / Outlets

F4: 1/4"NPT(F)

M4: 1/4"NPT(M)

High Pressure Diaphragm Valves

VDV30 Series

Product Features

- Diaphragm valve
- Brass chrome plated body for inert, reactive, flammable and oxidizing gas and mixtures up to grade 6.0
- Stainless steel 316L body for corrosive gases
- Inlet pressure max. 300 bar
- Left or Right lever direction for shutoff
- Wide range of inlets / outlets
- Metal-to-metal sealing to atmosphere
- Tested for use with oxygen

Typical Applications

- Component Testing
- Calibration Systems
- Laboratory Pressure Control
- High Pressure Sampling Systems
- Service & Test Equipment



Handle switch

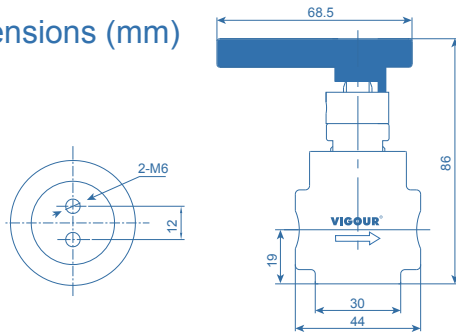


Hand wheel Switch

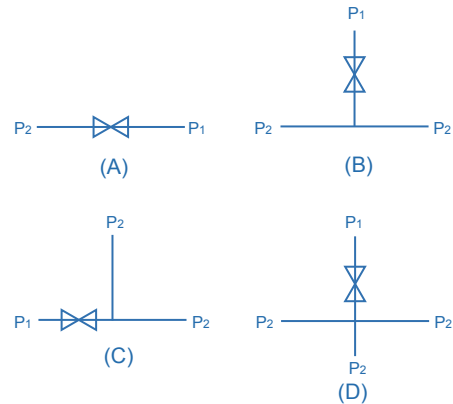
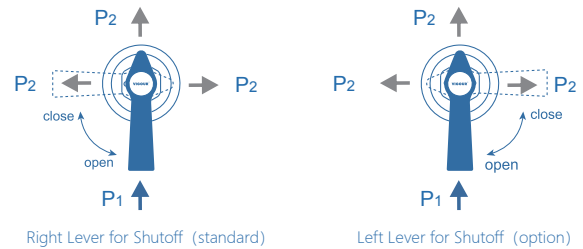
Technical Data

Type:	Diaphragm valve
Inlet pressure:	max. 300 bar (60 bar option)
Materials	
Body:	see ordering info
seat:	PCTFE
Diaphragm:	Elgiloy®
Filter:	SS316L
Inlet / Outlet connection:	1/4"NPT(F)
Temperature range:	-30°C to 74°C
Leak rate:	1x10 ⁻⁸ mbar l/s He
Orifice:	Φ2.7mm
Weight:	0.5kg

Dimensions (mm)



Schematic Drawing



Ordering Information

VDV 30- C - A - F4 - F4 - L- 60

Body Material S: 316L C: Chrome Plated Brass	Inlets / Outlets F4: 1/4"NPT(F) F4: 1/4"NPT(F)	Inlet Pressure None: 300bar 60: 60bar
Type A: 2 Ports B: 3 Ports C: 3 Ports D: 4 Ports	Lever None: Right lever for Shutoff L: Left lever for Shutoff W: Hand Wheel Shutoff	

High Pressure Diaphragm Valves

VDV31 Series

Product Features

- Diaphragm valve
- Stainless steel 316L body for corrosive gases
- Inlet pressure max. 300 bar
- Left or Right lever direction for shutoff
- Wide range of inlets / outlets
- Metal-to-metal sealing to atmosphere

Typical Applications

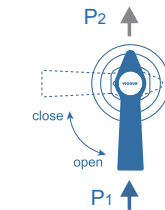
- Component Testing
- Calibration Systems
- Laboratory Pressure Control
- High Pressure Sampling Systems
- Service & Test Equipment



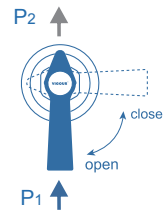
Technical Data

Type:	Diaphragm valve
Inlet pressure:	max. 300 bar (60 bar option)
Materials	
Body:	see ordering info
seat:	PCTFE
Diaphragm:	Elgiloy®
Filter:	SS316L
Inlet / Outlet connection:	see ordering info
Temperature range:	-30°C to +74°C
Leak rate:	1x10 ⁻⁸ mbar l/s He
Orifice:	Φ2.7mm
Weight:	0.2kg

Schematic Drawing

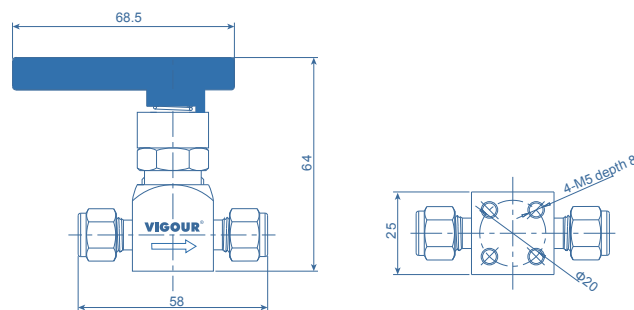


Right Lever for Shutoff (standard)



Left Lever for Shutoff (option)

Dimensions (mm)



Ordering Information

VDV 31 - S - 04 - 04 - L

Material

S: 316L

Inlets / Outlets

M4: 1/4"NPT(M)

02: 1/8"Tube fitting

04: 1/4"Tube fitting

6M: 6mm Tube fitting

8M: 8mm Tube fitting

Lever

None: Right lever for Shutoff

L: Left lever for Shutoff

Diaphragm Valves

VDV8 Series

Product Features

- Diaphragm valve
- Brass chrome plated body for inert, reactive, flammable and oxidizing gas and mixtures up to grade 6.0
- Stainless steel 316L body for corrosive gases
- Suitable for inlet pressure up to 40 bar
- Wide range of inlets / outlets
- Metal-to-metal sealing to atmosphere
- Tested for use with oxygen

Typical Applications

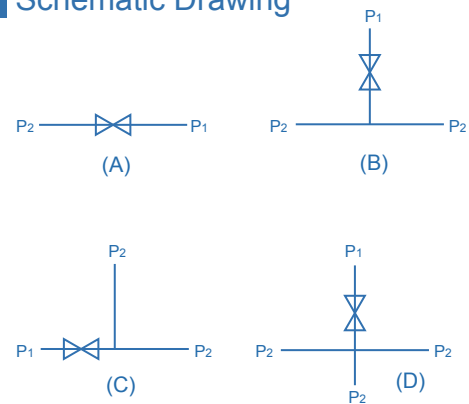
- Component Testing
- Calibration Systems
- Laboratory Pressure Control
- High Pressure Sampling Systems
- Service & Test Equipment



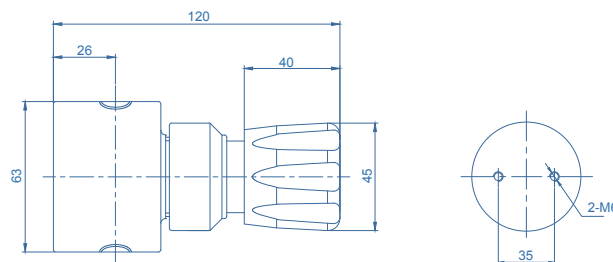
Technical Data

Type:	Diaphragm valve
Inlet pressure:	max. 40 bar
Materials	
Body:	see ordering info
seat:	PCTFE
Diaphragm:	Hastelloy® C276
Filter:	SS316L
Inlet / Outlet connection:	see ordering info
Temperature range:	-30°C to +74°C
Leak rate:	1x10 ⁻⁸ mbar l/s He
Orifice:	Φ8mm
Weight:	0.8kg

Schematic Drawing



Dimensions (mm)



Ordering Information

VDV8 - C - A - F6 - F6

Body Material	S: 316L C: Chrome Plated Brass
Type	A: 2 Ports B: 3 Ports C: 3 Ports D: 4 Ports


Inlets / Outlets	F6: 3/8"NPT(F) F8: 1/2"NPT(F)
------------------	----------------------------------

Product Features

- Bi-directional flow (fully opened or fully closed)
- Directional handle indicating on-off position
- Allow for panel mounting
- Single piece ball stem to eliminate backlash
- One piece body to eliminate multiple seal points
- Unique, top-loaded capsule packing allows reliable switching
- Tested for use with oxygen

Typical Applications

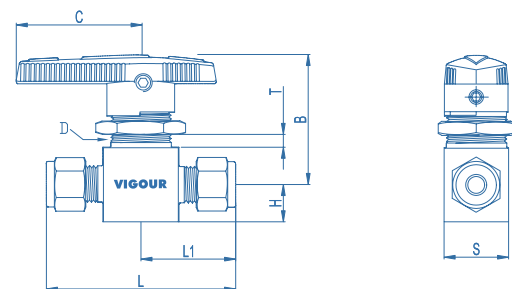
- Calibration Systems
- Laboratory Pressure Control
- High Pressure Sampling Systems
- Service & Test Equipment



Technical Data

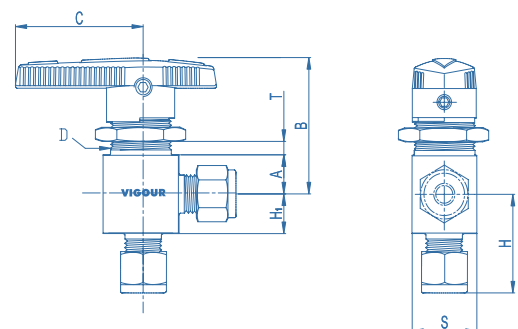
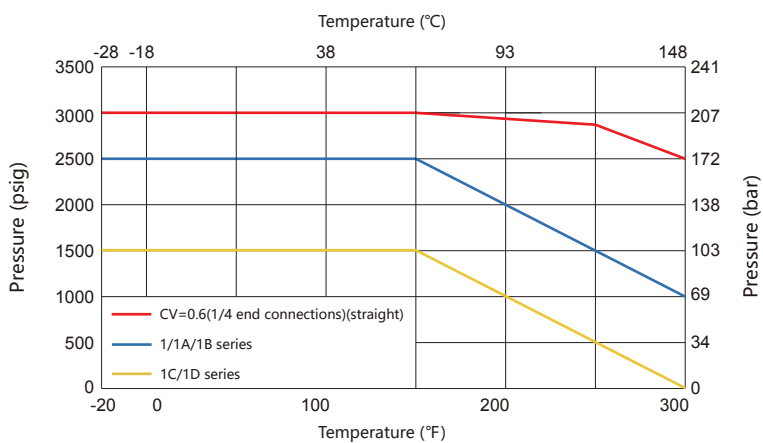
Type:	Ball valve
Pressure Rating:	max. 206 bar
Materials	
Body:	316
seat:	PTFE
Temperature range:	-54°C to 148°C
Leak rate:	0.1std cc/min@1000psig(69bar)N ₂
Orifice:	Φ2.4~10.3 mm(according to end connections)

Schematic Drawing



Straight Pattern

Pressure vs. Temperature



Angle Pattern

Ball Valves

VBV1 Series

Dimensions

End Connections		Cv		Ordering Number	Orifice in.	Dimensions, in.(mm)									
Inlet/Outlet	Size	Cv	Angl			L	L1	H1	A	H	C	T	D	B	S
Fractional tube fittings	1/16 in.	0.10	—	SS-VBV1-01-01	0.052 (1.32)	1.68 (42.7)	0.84 (21.3)	—	0.34 (8.6)	0.28 (7.1)	1.12 (28.4)	1/4 (6.4)	19/32 (15.1)	1.36 (34.5)	0.58 (14.7)
	1/8 in.	0.20	0.15	SS-VBV1-02-02	0.093 (2.36)	2.01 (51.1)	1.01 (25.7)	0.97 (24.6)							
	1/4 in.	0.60	0.35	SS-VBV1A-04-04	0.125 (3.18)	2.21 (56.1)	1.10 (27.9)	1.07 (27.2)							
		2.4	0.90	SS-VBV1B-04-04	0.187 (4.75)	2.36 (59.9)	1.18 (30)	1.17 (29.7)	0.44 (11.2)	0.38 (9.7)	1.53 (38.9)	3/16 (4.8)	25/32 (19.8)	1.56 (39.6)	0.78 (19.8)
	3/8 in.	1.5	0.90	SS-VBV1B-06-06	0.187 (4.75)	2.58 (65.5)	1.29 (32.8)								
		1/2 in.	6.0	2.0	SS-VBV1C-06-06	0.281 (7.14)	3.05 (77.5)	1.52 (38.6)	1.43 (36.3)	0.56 (14.2)		2.00 (50.8)	3/8 (9.5)	1-1/8 (28.6)	2.07 (52.6)
	6.3		4.6	SS-VBV1D-08-08	0.406	3.92 (99.6)	1.96 (49.8)	1.74 (44.2)	0.69 (17.5)		3.00 (76.2)	1-1/2 (38.1)		2.43 (61.7)	1.5 (38.1)
3/4 in.	6.4	3.8	SS-VBV1D-12-12	0.406											
Metric tube fittings	3mm	0.20	0.15	SS-VBV1-3M-3M	0.093 (2.36)	2.01 (51.1)	1.01 (25.7)	0.97 (24.6)	0.34 (8.6)	0.28 (7.1)	1.12 (28.4)	1/4 (6.4)	19/32 (15.1)	1.38 (34.5)	0.58 (14.7)
	6mm	0.60	0.35	SS-VBV1A-6M-6M	0.125 (3.18)	2.21 (56.1)	1.10 (27.9)	0.97 (24.6)							
		2.4	0.90	SS-VBV1B-6M-6M	0.187 (4.75)	2.39 (60.7)	1.20 (30.5)	1.17 (29.7)	0.44 (11.2)	0.38 (9.7)	1.53 (38.9)	3/16 (4.8)	25/32 (19.8)	1.56 (39.6)	0.78 (19.8)
	8mm	1.5	0.90	SS-VBV1B-8M-8M	0.187 (4.75)	2.46 (62.5)	1.23 (31.2)	1.2 (30.5)							
	10mm	6.0	2.0	SS-VBV1C-10M-10M	0.281 (7.14)	3.07 (78.0)	1.53 (38.9)	1.43 (36.9)	0.56 (14.2)		2.00 (50.8)	3/8 (9.5)	1-1/8 (28.6)	2.07 (52.6)	1.12 (28.4)
	12mm	12	4.6	SS-VBV1D-12M-12M	0.406 (10.3)	3.92 (99.6)	1.96 (49.8)	1.74 (44.2)	0.69 (17.5)		3.00 (76.2)		1-1/2 (38.1)	2.43 (61.7)	1.50 (38.1)
Female NPT	1/8 in.	0.50	0.30	SS-VBV1A-F2-F2	0.125 (3.18)	1.62 (41.1)	0.81 (20.6)		0.34 (8.6)	0.28 (9.7)	1.12 (28.4)	1/4 (6.4)	19/32 (15.1)	1.36 (34.5)	0.58 (14.7)
		1.2	0.70	SS-VBV1B-F2-F2	0.187 (4.75)	2.00 (50.8)	1.00 (25.4)								
	1/4 in.	0.90	0.75	SS-VBV1B-F4-F4	0.187 (4.75)	2.06 (52.3)	1.03 (26.2)		0.44 (11.2)	0.38 (9.7)	1.53 (38.9)	3/16 (4.8)	25/32 (19.8)	1.56 (39.6)	0.78 (19.8)
			3.0	1.7	SS-VBV1C-F4-F4	0.281 (7.14)	2.50 (63.5)	1.25 (31.8)							
	3/8 in.	2.6	1.5	SS-VBV1D-F6-F6	0.406 (10.3)	3.12 (79.2)	1.56 (39.6)		0.56 (14.2)		2.00 (50.8)	3/8 (9.5)	1-1/8 (28.6)	2.07 (52.6)	1.12 (28.4)
	1/2 in.	6.3	3.5	SS-VBV1D-F8-F8	0.406 (10.3)	3.12 (79.2)	1.56 (39.6)		0.69 (17.5)		3.00 (76.2)		1-1/2 (38.1)	2.43 (61.7)	1.50 (38.1)

Dimensions shown with tube fitting unts finger-tight.

Ordering Information

SS - VBV1 - 04-04 - A

Material

SS: 316

Series

VBV1: see above table
 VBV1A: see above table
 VBV1B: see above table
 VBV1C: see above table

Option

None: Angle pattern
 A: Straight pattern

End Connections

Fractional tube fittings: see above table
 Metric tube fittings: see above table
 Female NPT: see above table

Product Features

- Bi-directional flow (fully opened or fully closed)
- Directional handle indicating on-off position
- Allow for panel mounting
- Single piece ball stem to eliminate backlash
- One piece body to eliminate multiple seal points
- Unique, top-loaded capsule packing allows reliable switching
- Tested for use with oxygen

Typical Applications

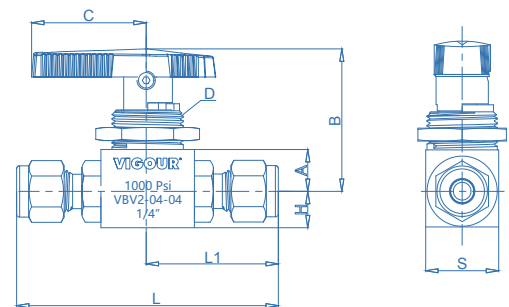
- Calibration Systems
- Laboratory Pressure Control
- High Pressure Sampling Systems
- Service & Test Equipment



Technical Data

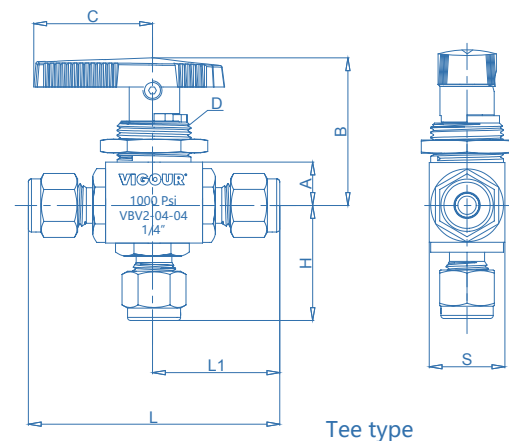
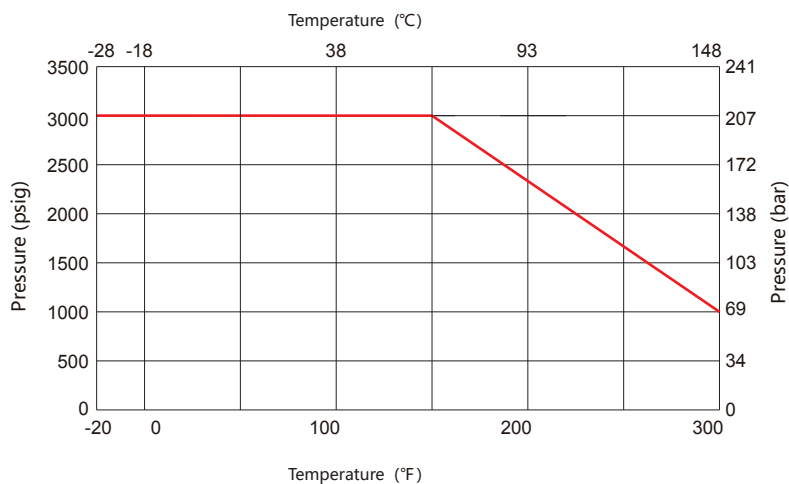
Type:	Ball valve
Pressure Rating:	1000 / 3000 psig
Materials	
Body:	316
seat:	PTFE
Temperature range:	-54°C to 148°C
Leak rate:	0.1std cc/min@1000psig(69bar)N ₂
Orifice:	Φ2.4~10.3 mm(according to end connections)

Dimensions (mm)



Straight-through type

Pressure vs. Temperature



Tee type

Ball Valves

VBV2 Series

Dimensions

End Connections	End Connections Size	Ordering Number	Orifice in.(mm)	Dimensions, in.(mm)							
				L	L1	H	A	B	C	D	S
Straight-through type											
Fractional tube fittings	1/8 in.	SS-VBV2-02-02	0.087 (2.2)	2.39 (60.8)	1.20 (30.4)	0.39 (10)	0.37 (9.5)	1.32 (33.6)	1.15 (29.3)	0.55 (14)	0.79x0.79 (20x20)
	1/4 in.	SS-VBV2-04-04	0.189 (4.8)	2.53 (64.3)	1.27 (32.15)	0.39 (10)	0.37 (9.5)	1.32 (33.6)	1.15 (29.3)	0.55 (14)	0.79x0.79 (20x20)
	3/8 in.	SS-VBV2-06-06	0.197 (5.0)	2.74 (69.6)	1.37 (34.8)	0.39 (10)	0.37 (9.5)	1.32 (33.6)	1.15 (29.3)	0.55 (14)	0.79x0.79 (20x20)
	1/2 in.	SS-VBV2-08-08	0.354 (9.0)	3.25 (82.5)	1.62 (41.25)	0.49 (12.5)	0.49 (12.5)	1.68 (42.7)	1.56 (39.6)	0.75 (19)	0.98x0.98 (25x25)
Metric tube fittings	3mm	SS-VBV2-3M-3M	0.087 (2.2)	2.43 (61.8)	1.22 (30.9)	0.39 (10)	0.37 (9.5)	1.32 (33.6)	1.15 (29.3)	0.55 (14)	0.79x0.79 (20x20)
	6mm	SS-VBV2-6M-6M	0.189 (4.8)	2.57 (65.3)	1.29 (32.65)	0.39 (10)	0.37 (9.5)	1.32 (33.6)	1.15 (29.3)	0.55 (14)	0.79x0.79 (20x20)
	8mm	SS-VBV2-8M-8M	0.197 (5.0)	2.65 (67.3)	1.34 (33.65)	0.39 (10)	0.37 (9.5)	1.32 (33.6)	1.15 (29.3)	0.55 (14)	0.79x0.79 (20x20)
	10mm	SS-VBV2-10M-10M	0.197 (5.0)	2.82 (71.6)	1.41 (35.8)	0.39 (10)	0.37 (9.5)	1.32 (33.6)	1.15 (29.3)	0.55 (14)	0.79x0.79 (20x20)
	12mm	SS-VBV2-12M-12M	0.354 (9.0)	3.29 (83.5)	1.64 (41.75)	0.49 (12.5)	0.49 (12.5)	1.68 (42.7)	1.56 (39.6)	0.75 (19)	0.98x0.98 (25x25)
male thread	1/8 in.	SS-VBV2-02-M2	0.087 (2.2)	1.81 (46)	0.90 (23)	0.39 (10)	0.37 (9.5)	1.32 (33.6)	0.75 (19)	0.55 (14)	0.79x0.79 (20x20)
	1/4 in.	SS-VBV2-04-M4	0.189 (4.8)	2.21 (56)	1.10 (28)	0.39 (10)	0.37 (9.5)	1.32 (33.6)	0.75 (19)	0.55 (14)	0.79x0.79 (20x20)
	3/8 in.	SS-VBV2-06-M6	0.197 (5.0)	2.29 (58)	1.14 (29)	0.39 (10)	0.37 (9.5)	1.32 (33.6)	0.75 (19)	0.55 (14)	0.79x0.79 (20x20)
	1/2 in.	SS-VBV2-08-M8	0.354 (9.0)	2.88 (73)	1.44 (36.5)	0.49 (12.5)	0.49 (12.5)	1.68 (42.7)	0.98 (24.8)	0.75 (19)	0.98x0.98 (25x25)
female thread	1/8 in.	SS-VBV2-02-F2	0.087 (2.2)	1.81 (46)	0.90 (23)	0.39 (10)	0.37 (9.5)	1.32 (33.6)	0.75 (19)	0.55 (14)	0.79x0.79 (20x20)
	1/4 in.	SS-VBV2-04-F4	0.189 (4.8)	2.21 (56)	1.10 (28)	0.39 (10)	0.37 (9.5)	1.32 (33.6)	0.75 (19)	0.55 (14)	0.79x0.79 (20x20)
	3/8 in.	SS-VBV2-06-F6	0.197 (5.0)	2.29 (58)	1.14 (29)	0.39 (10)	0.37 (9.5)	1.32 (33.6)	0.75 (19)	0.55 (14)	0.79x0.79 (20x20)
	1/2 in.	SS-VBV2-08-F8	0.354 (9.0)	2.88 (73)	1.44 (36.5)	0.49 (12.5)	0.49 (12.5)	1.68 (42.7)	0.98 (24.8)	0.75 (19)	0.98x0.98 (25x25)
Tee type											
Fractional tube fittings	1/8 in.	SS-VBV2-02-02-T	0.19 (4.8)	2.51 (63.8)	1.26 (31.9)	1.45 (36.9)	0.43 (11)	1.50 (38)	1.18 (30)	0.55 (14)	0.87 (22)
	1/4 in.	SS-VBV2-04-04-T	0.19 (4.8)	2.65 (67.3)	1.33 (33.7)	1.53 (38.8)	0.43 (11)	1.50 (38)	1.18 (30)	0.55 (14)	0.87 (22)
	3/8 in.	SS-VBV2-06-06-T	0.19 (4.8)	2.83 (72)	1.42 (36)	1.61 (41)	0.43 (11)	1.50 (38)	1.18 (30)	0.55 (14)	0.87 (22)
Metric tube fittings	3mm	SS-VBV2-3M-3M-T	0.19 (4.8)	2.50 (63.4)	1.25 (31.7)	1.49 (36.8)	0.43 (11)	1.50 (38)	1.18 (30)	0.55 (14)	0.87 (22)
	6mm	SS-VBV2-6M-6M-T	0.19 (4.8)	2.67 (67.8)	1.33 (33.7)	1.54 (39)	0.43 (11)	1.50 (38)	1.18 (30)	0.55 (14)	0.87 (22)
	8mm	SS-VBV2-8M-8M-T	0.19 (4.8)	2.76 (70.1)	1.38 (35)	1.58 (40.1)	0.43 (11)	1.50 (38)	1.18 (30)	0.55 (14)	0.87 (22)
	10mm	SS-VBV2-10M-10M-T	0.19 (4.8)	2.89 (73.5)	1.44 (36.5)	1.65 (42)	0.43 (11)	1.50 (38)	1.18 (30)	0.55 (14)	0.87 (22)

Ordering Information

SS - VBV2 - 04-04 - T - L

Material
SS: 316

End Connections
Fractional tube fitting: see above table
Metric tube fittings: see above table
Fractional NPT: see above table

Pressure
L: 1000 psi
H: 3000 psi

Option
None: Straight-through type
T: Tee type

Product Features

- Bi-directional flow (fully opened or fully closed)
- Directional handle indicating on-off position
- Low operating torque
- Encapsulated seat
- Single piece ball stem to eliminate backlash
- One piece body to eliminate multiple seal points.
- Unique, top-loaded capsule packing allows reliable switching
- Tested to use with oxygen



Yellow handle



Butterfly handle



Short handle

Typical Applications

- Component Testing
- Calibration Systems
- Laboratory Pressure Control
- High Pressure Sampling Systems
- Service & Test Equipment

Technical Data

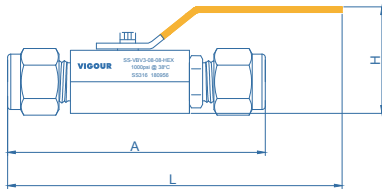
Type:	Yellow handle / Butterfly handle / Short handle	
Pressure:	1000 psig @ 38°C	
Material		
Body:	316	
Seat:	PTFE	
Orifice:	6mm/1/4"Tube fitting, 1/4NPT	Φ5mm
	10mm/3/8"Tube fitting	Φ7 mm
	12mm/1/2"Tube fitting, 1/2NPT	Φ9 mm
Weight:	6mm/1/4"Tube fitting, 1/4NPT	0.13 kg (Yellow handle and Butterfly handle), 0.1 kg (Short handle)
	10mm/3/8"	0.22 kg (Yellow handle and Butterfly handle), 0.16 kg (Short handle)
	12mm/1/2"Tube fitting, 1/2NPT	0.35 kg (Yellow handle and Butterfly handle), 0.26 kg (Short handle)
Temperature range:	-42°C to +204°C	
Leak rate:	0.1 std cc/min	

Ball Valves

VBV3 Series

Dimensions (mm)

Yellow handle

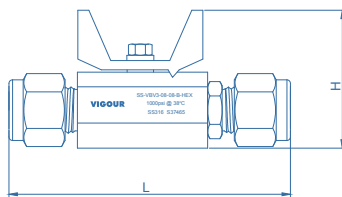


Yellow handle

Table of dimension parameters

End Connections	Dimensions (mm)			
	in.	A	L	H
1/4" Tube Fitting		80	96.5	38.5
3/8" Tube Fitting		90	122.5	48.5
1/2" Tube Fitting		100	128	52.5
3/4" Tube Fitting		107	152.5	58.2
1" Tube Fitting		132	165	63.2

Butterfly handle

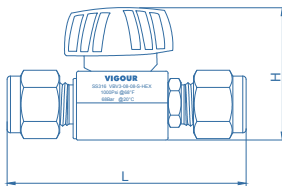


Butterfly handle

Table of dimension parameters

End Connections	Dimensions (mm)		
	in.	L	H
1/4" Tube Fitting		80	33
3/8" Tube Fitting		90	41.5
1/2" Tube Fitting		100	49
3/4" Tube Fitting		107	52.4
1" Tube Fitting		132	61.4

Short handle



Short handle

Table of dimension parameters

End Connections	Dimensions (mm)		
	in.	L	H
1/4" Tube Fitting		70.5	41
3/8" Tube Fitting		77.6	45.2
1/2" Tube Fitting		90.6	53.7

Ordering Information

SS - VBV3 - 06 - 06 - B - HEX

Body Material

SS: 316

Inlets / Outlets

- 04: 1/4" Tube fitting
- 06: 3/8" Tube fitting
- 08: 1/2" Tube fitting
- 12: 3/4" Tube fitting (only for butterfly and yellow handle type)
- 16: 1" Tube fitting (only for butterfly and yellow handle type)
- 6M: 6mm Tube fitting
- 10M: 10mm Tube fitting
- 12M: 12mm Tube fitting
- F4: 1/4"NPT(F)
- F8: 1/2"NPT(F)
- F12: 3/4"NPT(M) (only for butterfly and yellow handle type)
- F16: 1"NPT(M) (only for butterfly and yellow handle type)

Handle Option

- None: Yellow handle
- B: Butterfly handle
- S: Short handle

Product Features

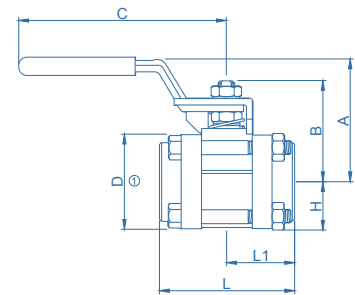
- Stainless steel, carbon steel materials
- Wide selection of seat materials, PTFE is standard
- On-off (2-way) valves
- Compensating seat design
- Live-loaded, two-piece stem packing
- Quarter-turn actuation
- Variety of end connections in 1/8 to 2 in. and 6 to 25 mm sizes
- Optional vent porting



Pressure-Temperature Ratings

Series	VBV4A /4B /4C	VBV4D /4E	VBV4A /4B /4C /4D /4E
Material	316		304
Temperature, °F (°C)	Working Pressure, psig (bar)		
-20 A17(-28) to 100 (37)	2200 (151)	1500 (103)	2200 (151)
150 (65)	1850 (127)	1210 (83.3)	1850 (127)
200 (93)	1500 (103)	930 (64.0)	1500 (103)
300 (148)	800 (55.1)	780 (53.7)	800 (55.1)
350 (176)	560 (38.5)	560 (38.5)	560 (38.5)
400 (204)	330 (22.7)	330 (22.7)	330 (22.7)

Schematic Drawing



Dimensions (mm)

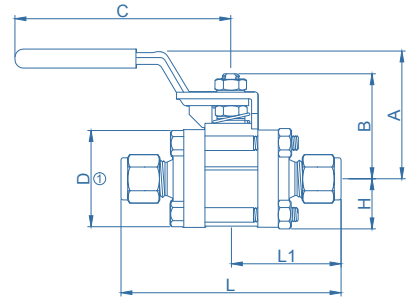
Female NPT End Connections

Size in.	Ordering Number	Orifice	Cv	Dimensions, in (mm)						
				L	L1	A	B	H	C	D ①
1/8	SS-VBV4A-F2	0.281 (7.1)	3.8	2.16 (54.9)	1.08 (27.4)	1.66 (42.2)	1.26 (32.0)	0.68 (17.3)	2.37 (60.2)	1.35 (34.3)
1/4	SS-VBV4A-F4	0.281 (7.1)	3.8	2.16 (54.9)	1.08 (27.4)	1.66 (42.2)	1.26 (32.0)	0.68 (17.3)	2.37 (60.2)	1.35 (34.3)
3/8	SS-VBV4B-F6	0.516 (13.1)	12	2.70 (68.6)	1.35 (34.3)	2.35 (59.7)	1.79 (45.5)	0.89 (22.6)	4.50 (114)	1.78 (45.2)
1/2	SS-VBV4B-F8	0.516 (13.1)	12	2.70 (68.6)	1.35 (34.3)	2.35 (59.7)	1.79 (45.5)	0.89 (22.6)	4.50 (114)	1.78 (45.2)
3/4	SS-VBV4C-F12	0.875 (22.2)	31	3.59 (91.2)	1.80 (45.7)	2.94 (74.7)	2.52 (64.0)	1.25 (31.8)	6.00 (152)	2.50 (63.5)
1	SS-VBV4C-F16	0.875 (22.2)	38	3.59 (91.2)	1.80 (45.7)	2.94 (74.7)	2.52 (64.0)	1.25 (31.8)	6.00 (152)	2.50 (63.5)
1-1/4	SS-VBV4D-F20	1.250 (31.8)	90	4.39 (112)	2.19 (55.6)	4.03 (102)	3.14 (79.8)	1.53 (38.9)	9.14 (232)	3.06 (77.7)
1-1/2	SS-VBV4D-F24	1.250 (31.8)	100	4.39 (112)	2.19 (55.6)	4.03 (102)	3.14 (79.8)	1.53 (38.9)	9.14 (232)	3.06 (77.7)
2	SS-VBV4E-F32	1.500 (38.1)	130	4.94 (125)	2.47 (62.7)	4.16 (106)	3.36 (85.3)	1.74 (44.2)	9.14 (232)	3.47 (88.1)

① Height and width of B through E series flanges; Height of A series flange is 1.59 in. (40.4 mm); Width is D dimension.

Ball Valves

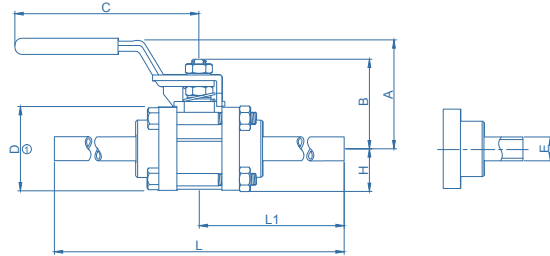
VBV4 Series



Tube Fitting End Connections

Size in.	Ordering Number	Orifice in.(mm)	Cv	Dimensions, in.(mm)						
				L	L1	A	B	H	C	D ①
1/4"	SS-VBV4A-04	0.188 (4.8)	1.2	3.17 (80.5)	1.59 (40.4)	1.66 (42.2)	1.26 (32.0)	0.68 (17.3)	2.37 (60.2)	1.35 (34.3)
3/8"	SS-VBV4A-06	0.281 (7.1)	3.8	3.17 (80.5)	1.59 (40.4)	1.66 (42.2)	1.26 (32.0)	0.68 (17.3)	2.37 (60.2)	1.35 (34.3)
1/2"	SS-VBV4B-08	0.406 (10.3)	7.5	4.04 (103)	2.02 (51.3)	2.35 (59.7)	1.79 (45.5)	0.89 (22.6)	4.50 (114)	1.78 (45.2)
3/4"	SS-VBV4B-12	0.516 (13.1)	13.6	4.04 (103)	2.02 (51.3)	2.35 (59.7)	1.79 (45.5)	0.89 (22.6)	4.50 (114)	1.78 (45.2)
1"	SS-VBV4C-16	0.875 (22.2)	40	5.36 (136)	2.68 (68.1)	2.94 (74.7)	2.52 (64.0)	1.25 (31.8)	6.00 (152)	2.50 (63.5)
1-1/2"	SS-VBV4D-24	1.250 (31.8)	100	7.59 (193)	3.79 (96.3)	4.03 (102)	3.14 (79.8)	1.53 (38.9)	9.14 (232)	3.06 (77.7)
2"	SS-VBV4E-32	1.500 (38.1)	130	9.95 (253)	4.97 (126)	4.16 (106)	3.36 (85.3)	1.74 (44.2)	9.14 (232)	3.47 (88.1)
6mm	SS-VBV4A-6M	0.188 (4.8)	1.2	3.17 (80.5)	1.59 (40.4)	1.66 (42.2)	1.26 (32.0)	0.68 (17.3)	2.37 (60.2)	1.35 (34.3)
8mm	SS-VBV4A-8M	0.250 (6.4)	2.5	3.17 (80.5)	1.59 (40.4)	1.66 (42.2)	1.26 (32.0)	0.68 (17.3)	2.37 (60.2)	1.35 (34.3)
10mm	SS-VBV4A-10M	0.281 (7.1)	3.8	3.20 (81.3)	1.60 (40.6)	1.66 (42.2)	1.26 (32.0)	0.68 (17.3)	2.37 (60.2)	1.35 (34.3)
12mm	SS-VBV4B-12M	0.375 (9.5)	7.5	4.04 (103)	2.02 (51.3)	2.35 (59.7)	1.79 (45.5)	0.89 (22.6)	4.50 (114)	1.78 (45.2)
18mm	SS-VBV4B-18M	0.516 (13.1)	13.6	4.04 (103)	2.02 (51.3)	2.35 (59.7)	1.79 (45.5)	0.89 (22.6)	4.50 (114)	1.78 (45.2)
25mm	SS-VBV4C-25M	0.875 (22.2)	40	5.36 (136)	2.68 (68.1)	2.94 (74.7)	2.52 (64.0)	1.25 (31.8)	6.00 (152)	2.50 (63.5)

① Height and width of B through E series flanges. Height of A series flange is 1.59 in. (40.4 mm); Width is D dimension.

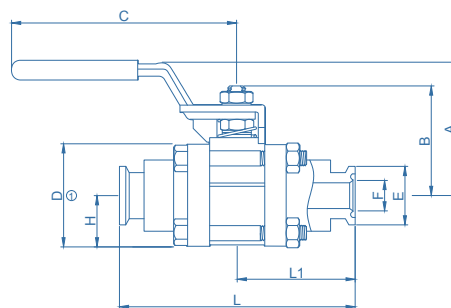


Tube Extension End Connections

Size in.	Wall thickness	Ordering Number	Orifice in.(mm)	Cv	Dimensions, in.(mm)							
					E	L	L1	A	B	H	C	D ①
1/4"	0.035	SS-VBV4A-TW4T35	0.180 (4.6)	1.1	0.250 (6.4)	8.12 (206)	4.05 (103)	1.66 (42.2)	1.26 (32.0)	0.68 (17.3)	2.37 (60.2)	1.35 (34.3)
3/8"	0.035	SS-VBV4A-TW6T35	0.281 (7.1)	3.8	0.375 (9.5)	8.12 (206)	4.05 (103)	1.66 (42.2)	1.26 (32.0)	0.68 (17.3)	2.37 (60.2)	1.35 (34.3)
1/2"	0.049	SS-VBV4B-TW8T49	0.402 (10.2)	7.2	0.500 (12.7)	8.51 (216)	4.26 (108)	2.35 (59.7)	1.79 (45.5)	0.89 (22.6)	4.50 (114)	1.78 (45.2)
1/2"	0.065	SS-VBV4B-TW8T65	0.370 (9.4)	6.1	0.500 (12.7)	8.51 (216)	4.26 (108)	2.35 (59.7)	1.79 (45.5)	0.89 (22.6)	4.50 (114)	1.78 (45.2)
3/4"	0.065	SS-VBV4C-TW12T65	0.620 (15.7)	18	0.750 (19.1)	9.53 (242)	4.77 (121)	2.94 (74.7)	2.52 (64.0)	1.25 (31.8)	6.00 (152)	2.50 (63.5)
1"	0.065	SS-VBV4D-TW16T65	0.870 (22.1)	36	1.000 (25.4)	9.53 (242)	4.77 (121)	2.94 (74.7)	2.52 (64.0)	1.25 (31.8)	6.00 (152)	2.50 (63.5)
1-1/2"	0.065	SS-VBV4D-TW24T65	1.250 (31.8)	100	1.500 (38.1)	10.5 (267)	5.27 (134)	4.03 (102)	3.14 (79.8)	1.53 (38.9)	9.14 (232)	3.06 (77.7)
2"	0.065	SS-VBV4E-TW32T65	1.500 (38.1)	130	2.000 (50.1)	11.3 (287)	5.65 (144)	4.16 (106)	3.36 (85.3)	1.74 (44.2)	9.14 (232)	3.47 (88.1)

① Height and width of B through E series flanges. Height of A series flange is 1.59 in. (40.4 mm); Width is D dimension.

Ball Valves VBV4 Series

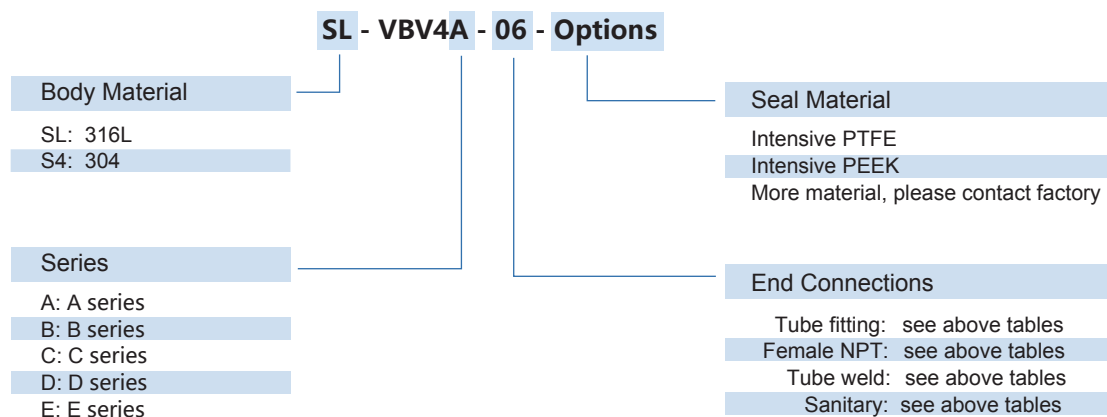


Sanitary Fitting End Connections

Size in.	Ordering Number	Orifice in.(mm)	Cv	Dimensions, in.(mm)								
				E	F	L	L1	A	B	H	C	D ^①
TS Series (ASME-BPE)												
1/2	SS-VBV4B-TSC8	0.370 (9.4)	7.5	0.99 (25.1)	0.37 (9.4)	3.5 (88.9)	1.75 (44.4)	2.35 (59.7)	1.79 (45.5)	0.89 (22.6)	4.5 (114)	1.78 (45.2)
3/4	SS-VBV4C-TSC12	0.516 (13.1)	15	0.99 (25.1)	0.62 (15.7)	3.5 (88.9)	1.75 (44.4)	2.35 (59.7)	1.79 (45.5)	0.89 (22.6)	4.5 (114)	1.78 (45.2)
1	SS-VBV4E-TSC16	0.873 (22.2)	42	1.99 (50.5)	0.87 (22.1)	4.5 (114)	2.25 (57.2)	2.94 (74.7)	2.52 (64)	1.25 (31.8)	6 (152)	2.5 (63.5)
1-1/2	SS-VBV4B-TSC24	1.250 (31.8)	100	1.99 (50.5)	1.37 (34.8)	5.5 (140)	2.75 (69.9)	4.03 (102)	3.14 (79.8)	1.53 (38.9)	9.14 (232)	3.06 (77.7)
2	SS-VBV4D-TSC32	1.500 (38.1)	130	2.52 (64)	1.87 (47.5)	6.25 (159)	3.12 (79.2)	4.16 (106)	3.36 (85.3)	1.74 (44.2)	9.14 (232)	3.47 (88.1)
SC Series (ISO2852 standard)												
1/2	SS-VBV4B-SC8	0.281 (7.1)	7.1	0.99 (25.1)	0.37 (9.4)	3.56 (90.4)	1.78 (45.2)	1.66 (42.2)	1.26 (32)	0.68 (17.3)	2.37 (60.2)	1.35 (34.3)
3/4	SS-VBV4C-SC12	0.516 (13.1)	13.2	0.99 (25.1)	0.62 (15.7)	4.06 (103)	2.03 (51.5)	2.35 (59.7)	1.79 (45.5)	0.89 (22.6)	4.5 (114)	1.78 (45.2)
1	SS-VBV4E-SC16	0.873 (22.2)	42	1.99 (50.5)	0.87 (22.1)	4.5 (114)	2.25 (57.2)	2.94 (74.7)	2.52 (64)	1.25 (31.8)	6 (152)	2.5 (63.5)
1-1/2	SS-VBV4B-SC24	1.250 (31.8)	100	1.98 (50.3)	1.37 (34.8)	5.5 (140)	2.75 (69.9)	4.03 (102)	3.14 (79.8)	1.53 (38.9)	9.14 (232)	3.06 (77.7)
2	SS-VBV4D-SC32	1.500 (38.1)	130	2.52 (64)	1.87 (47.5)	6.25 (159)	3.12 (79.2)	4.16 (106)	3.36 (85.3)	1.74 (44.2)	9.14 (232)	3.47 (88.1)

① Height and width of B through E series flanges. Height of A series flange is 1.59 in. (40.4 mm); Width is D dimension.

Ordering Information



Needle Valves

VNV Series

Product Features

- Live-loaded packing system
- Vee stem, regulating stem, soft-seat stem are optional
- Compact design
- Panel mounting
- Straight, angle, and cross flow patterns
- Working pressure up to 5000 psig (345 bar)

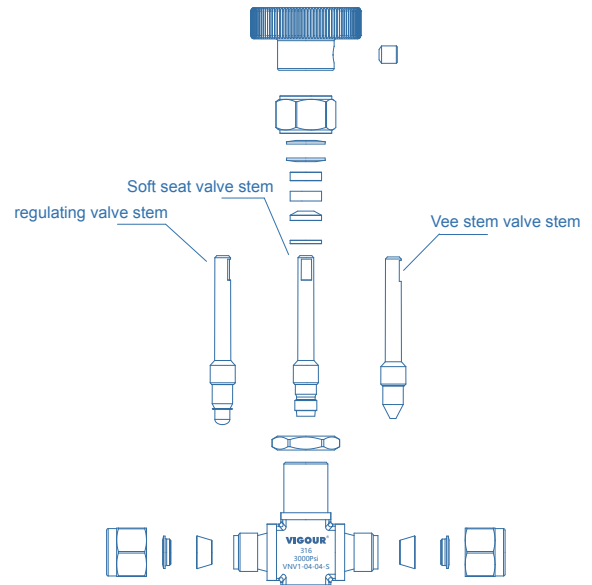
Typical Applications

- Component Testing
- Calibration Systems
- Laboratory Pressure Control
- High Pressure Sampling Systems
- Service & Test Equipment

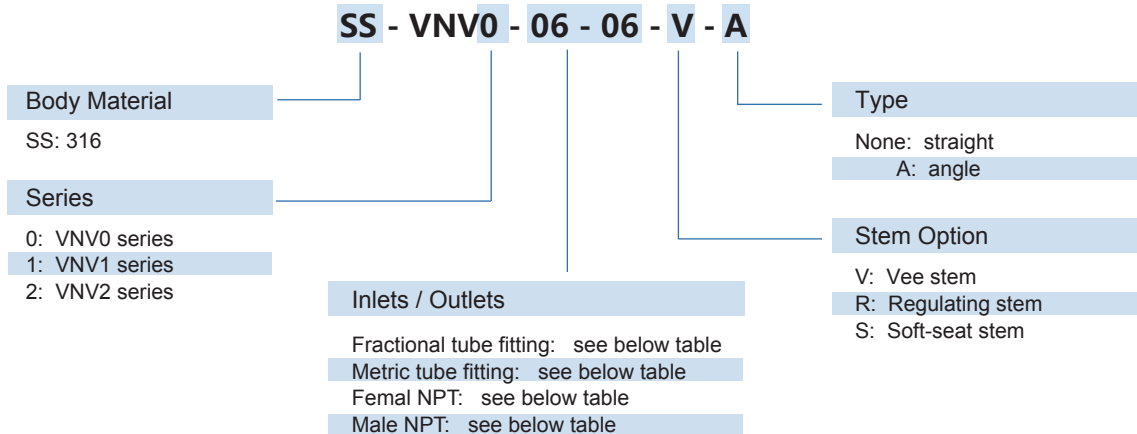


Technical Data

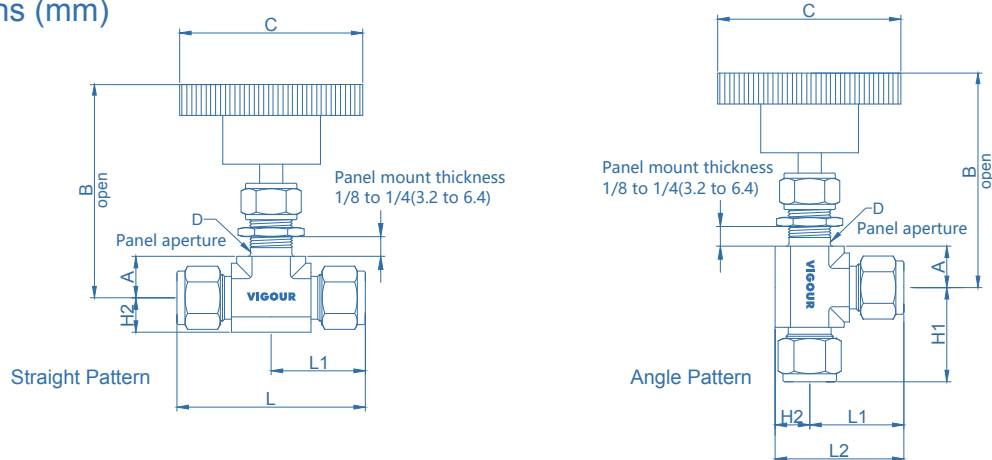
Type:	Needle valve
Inlet pressure P1:	max. 345 bar
Material	
Body:	see ordering info
Seat:	Metal to metal
Diaphragm:	Hastelloy® C276
Filter:	316
Inlets / Outlets:	see ordering info
Temperature range:	-54°C to +232°C
Leak rate:	0.1 cc/min
Orifice:	see ordering info
Weight:	0.1kg



Ordering Information



Dimensions (mm)



Size in.(mm)	Ordering Number	Orifice in.	Cv	Dimensions, in.(mm)								
				L	L1	H1	L2	A	H2	C	D	B
Fractional tube fittings												
1/8	SS-VNV0-02-02	0.080 (2.0)	0.09	1.94 (49.3)	0.98 (24.9)	1.29 (32.8)	0.44 (11.2)	0.31 (7.9)	1 (25.4)	0.47 (11.9)	2.28 (57.9)	
1/4	SS-VNV1-04-04	0.172 (4.4)	0.37	2.27 (57.6)	1.13 (28.7)	1.51 (38.4)		0.38 (9.7)	1.38 (35.1)	0.53 (13.5)	2.50 (63.5)	
3/8	SS-VNV1-06-06	0.250 (6.4)	0.73	2.58 (65.5)	1.29 (32.8)	1.79 (45.5)	0.55 (14.0)	0.50 (12.7)	1.88 (47.8)	0.78 (19.8)	2.97 (75.4)	
1/2	SS-VNV1-08-08			2.80 (71.1)	1.40 (35.6)	1.90 (48.3)						
1/2	SS-VNV2-08-08	0.375 (9.5)	1.80	3.80 (96.5)	1.90 (48.3)	2.65 (67.3)	0.75 (19.1)	3.00 (76.2)	1.03 (26.2)	3.91 (99.3)		
3/4	SS-VNV2-12-12											
Metric tube fittings												
3mm	SS-VNV0-3M-3M	0.080 (2.0)	0.09	1.94 (49.3)	0.98 (24.9)	1.29 (32.8)	0.44 (11.2)	0.31 (7.9)	1.00 (25.4)	0.48 (12.2)	2.28 (57.9)	
6mm	SS-VNV1-6M-6M	0.172 (4.4)	0.37	2.27 (57.6)	1.13 (28.7)	1.51 (38.4)		0.38 (9.7)	1.38 (35.1)	0.53 (13.5)	2.50 (63.5)	
8mm	SS-VNV1-8M-8M			2.34 (59.4)	1.17 (29.7)	1.54 (39.1)						
10mm	SS-VNV1-10M-10M	0.250 (6.4)	0.73	2.60 (66.0)	1.30 (33.0)	1.80 (45.7)	0.55 (14.0)	0.50 (12.7)	1.88 (47.8)	0.78 (19.8)	2.97 (75.4)	
12mm	SS-VNV1-12M-12M			2.80 (71.1)	1.40 (35.6)	1.90 (48.3)						
Female NPT												
1/8	SS-VNV0-F2-F2	0.080 (2.0)	0.09	1.88 (47.8)	0.94 (23.9)	1.25 (31.8)	0.44 (11.2)	0.31 (7.9)	1.00 (25.4)	0.47 (11.9)	2.28 (57.9)	
1/8	SS-VNV1-F2-F2	0.172 (4.4)	0.37	1.62 (41.1)	0.81 (20.6)	1.19 (30.2)		0.38 (9.7)	1.38 (35.1)	0.53 (13.5)	2.50 (63.5)	
1/4	SS-VNV1-F4-F4	0.250 (6.4)	0.73	2.12 (53.8)	1.06 (26.9)	1.56 (39.6)	0.55 (14.0)	0.50 (12.7)	1.88 (47.8)	0.78 (19.8)	2.97 (75.4)	
3/8	SS-VNV2-F6-F6	0.375 (9.5)	1.80	3.00 (76.2)	1.50 (38.1)	2.25 (57.2)	0.75 (19.1)	3.00 (76.2)	1.03 (26.2)	3.88 (98.6)		
1/2	SS-VNV2-F8-F8											
Male NPT												
1/8	SS-VNV0-M2-M2	0.080 (2.0)	0.09	1.50 (38.1)	0.75 (19.1)	1.06 (26.9)	0.44 (11.2)	0.31 (7.9)	1.00 (25.4)	0.47 (11.9)	2.28 (57.9)	
1/8	SS-VNV1-M2-M2	0.172 (4.4)	0.37	1.62 (41.1)	0.81 (20.6)	1.19 (30.2)		0.38 (9.7)	1.38 (35.1)	0.53 (13.5)	2.50 (63.5)	
1/4	SS-VNV1-M4-M4	0.250 (6.4)		1.97 (50.0)	0.98 (24.9)	1.36 (34.5)						
3/8	SS-VNV1-M6-M6	0.375 (9.5)	0.73	2.25 (62.5)	1.12 (28.4)	1.62 (41.1)	0.55 (14.0)	0.50 (12.7)	1.88 (47.8)	0.78 (19.8)	2.97 (75.4)	
1/2	SS-VNV2-M8-M8		1.80	3.00 (76.2)	1.50 (38.1)	2.25 (57.2)	0.75 (19.1)	3.00 (76.2)	1.03 (26.2)	3.88 (98.6)		

Needle Valves

VSNV Series

Product Features

- Needle Valves
- Flow control, on/off valve
- Brass plating material, aluminum alloy handwheel
- Working pressure Max. 67bar (1000psig)
- Ultrasonic cleaning, degreasing treatment
- Tested for use with oxygen

Typical Applications

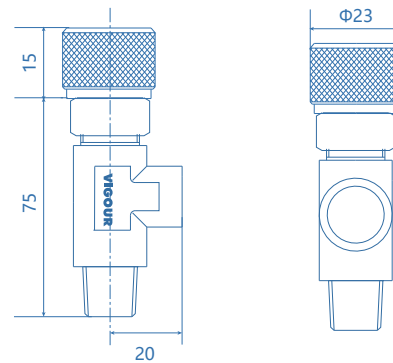
- Component Testing
- Calibration Systems
- Laboratory Pressure Control
- High Pressure Sampling Systems
- Integrated equipment set



Technical Data

Type:	Needle Valves
Working Pressure:	Max. 67 bar
Materials	
Body:	Chrome Plated Brass
Sealing:	Rigidity Seal
Temperature range:	-54°C to +74°C
Weight:	0.1kg

Dimensions (mm)



Ordering Information

VSNV - M4 - F4

Inlets / Outlets connection

M4: 1/4" NPT(M)

F4: 1/4" NPT(F)

Calibration Gas Disposable Aluminum Cylinder Valves VCV-16 Series

Product Features

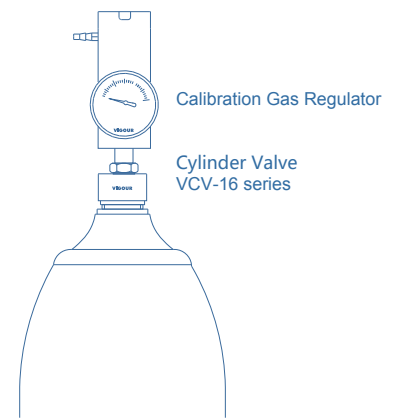
- Disposable Calibration Gas Cylinder Valve
- Brass chrome plated body or stainless steel body

Typical Applications

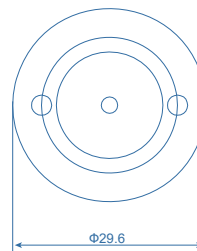

- Designed for calibration applications.

Technical Data

Inlet pressure:	max. 200 bar
Body material:	see ordering info
Inlet connection:	1"-14UNF/3/4"-16UNF
Outlet connection:	5/8"-18UNF
Leak rate:	Bubble-tight
Temperature range:	-20°C to +70°C
Weight:	0.10kg



Dimensions (mm)



Ordering Information

VCV - 16 S - 40 - A

Body Material	Inlet connection
S: 316L	None: 1"-14UNF
C: Chrome Plated Brass	A: 3/4"-16UNF
Inlet pressure	
40: 40 bar	
200: 200 bar	

Check Valves

VCV Series

Product Features

- One directional flow indicated by arrow on body
- For high flow capability and low pressure drop
- Working temperature range: -20°C to +165°C
- Cleaned for use in oxygen service
- Max Inlet pressure: 200 bar

Typical Applications

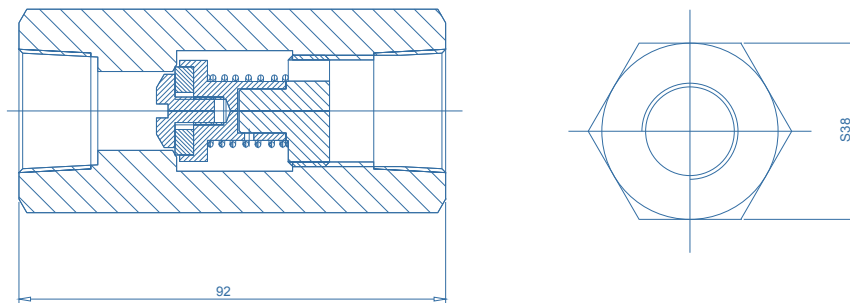
- Inline check valves for leak free operation in gas service



Technical Data


Body:	316L / Brass
Cracking pressure:	1 psig
Spring	316L
Piston:	316L
Seat:	Viton
Leak rate:	Bubble-tight

Dimensions (mm)



Ordering Information

VCV - S - F12



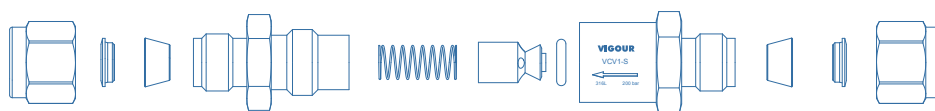
Product Features

- Compact designed check valves
- Viton® (FKM) O-ring are standard (option: Kalrez® (FFKM))
- Pressure rating: 206 bar



Typical Applications

- Designed for instrumentation panels and systems



Technical Data

Working pressure:	206 bar
Cracking pressure:	1 psi
Body material:	see ordering info
Inlet / Outlet connection:	see ordering info
O-ring:	EPDM standard Viton® option
Leak rate:	Bubble-tight

Ordering Information

VCV1 - S - 04 - 04 - E - N2

Material

S: 316L

Inlets / Outlets

02: 1/8" Tube fitting	3M: 3mm Tube fitting	F2: 1/8" NPT(F)	M2: 1/8" NPT(M)
04: 1/4" Tube fitting	6M: 6mm Tube fitting	F4: 1/4" NPT(F)	M4: 1/4" NPT(M)
06: 3/8" Tube fitting	8M: 8mm Tube fitting	F6: 3/8" NPT(F)	M6: 3/8" NPT(M)
08: 1/2" Tube fitting	10M: 10mm Tube fitting	F8: 1/2" NPT(F)	M8: 1/2" NPT(M)
12: 3/4" Tube fitting	12M: 12mm Tube fitting	F12: 3/4" NPT(F)	M12: 3/4" NPT(M)
16: 1" Tube fitting	20M: 20mm Tube fitting	F16: 1" NPT(F)	M16: 1" NPT(M)

Type of Gas

Please specify type of gas

O-raing

E: EPDM

V: Viton®

Check Valves

VCV2 Series

Product Features

- Compact designed check valves
- Viton® (FKM) O-ring are standard (option: Kalrez® (FFKM))
- Pressure rating: 413 bar
- Cracking pressure: 0.02 bar

Typical Applications

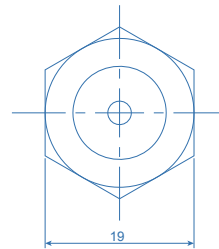
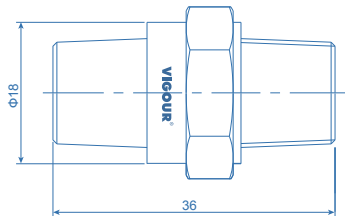
- Designed for instrumentation panels and systems



Technical Data


Working pressure:	413 bar
Cracking pressure:	1 psi
Body material:	see ordering info
Inlet / Outlet connection:	see ordering info
O-ring:	EPDM standard Viton® option
Leak rate:	Bubble-tight

Dimensions (mm)



Ordering Information

VCV2 - S - M4 - M4 - E - N2



Product Feature

- Compact check valve
- O-ring Materials: VITON® standard, EPDM optional
- working pressure: Max. 300bar
- Opening pressure: 1/3psi / 1psi
- Inlet/outlet connection: NPT thread / NPT tube fitting



Typical Applications

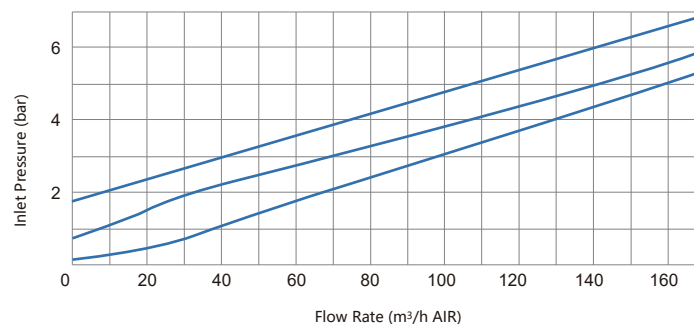
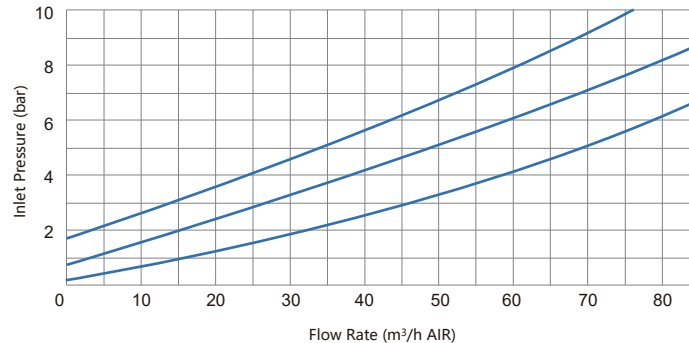
- Designed for instrument panels and systems
- Hydrogen energy
- High-flow applications

Technical Data

Working pressure:	Max. 300 bar
Opening pressure:	1/3psi / 1psi
Parent material:	see ordering info
Inlet/outlet connection:	see ordering info
O-ring:	Viton® (standard) EPDM (optional)
Leakage rate:	Bubble-tight

Minimum open reset pressure		Reset pressure
psi(bar)		
1/3 (0.03)	3 (0.21) under	6 (0.42) under
1 (0.07)	4 (0.28) under	5 (0.35)
5 (0.35)	3~9 (0.21~0.63)	2 (0.14)
10 (0.69)	7~15 (0.49~1.1)	3 (0.21)
25 (1.8)	20~30 (1.4~2.1)	17 (1.21)

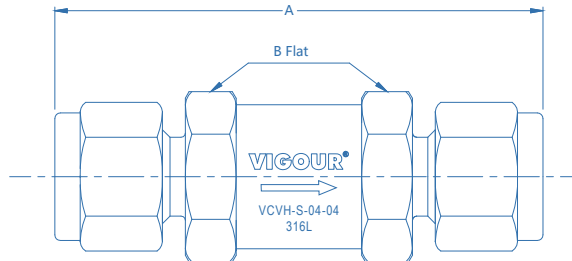
Flow Chart



Check Valves

VCVH Series

Dimensions (mm)



End connection		Below 37°C (100°F) pressure rating psig (bar)	Order number	Dimensions in. (mm)	
Type	Size			A	B
Tube Fitting	1/8"	4350 (300)	VCVH-S-02-02	2.27 (57.7)	11/16
	1/4"		VCVH-S-04-04	2.43 (61.7)	
	3/8"		VCVH-S-06-06	2.75 (69.9)	
	1/2"	1000 (70)	VCVH-S-08-08	2.96 (75.2)	1
	3/4"		VCVH-S-12-12	3.52 (89.4)	
	1"		VCVH-S-16-16	3.88 (98.6)	
NPT (F)	1/4"	4350 (300)	VCVH-S-F4-F4	2.13 (54.1)	11/16
	3/8"		VCVH-S-F6-F6	2.55 (64.8)	1
	1/2"		VCVH-S-F8-F8	3.03 (77.0)	1-1/16

Ordering Information

VCVH - S - 04 - 04 - E - 1

Materials

S: 316L

Inlet / Outlet Connection

- 02: 1/8" Tube Fitting
- 04: 1/4" Tube Fitting
- 06: 3/8" Tube Fitting
- 08: 1/2" Tube Fitting
- 12: 3/4" Tube Fitting
- 16: 1" Tube Fitting
- F4: 1/4"NPT(F)
- F6: 3/8"NPT(F)
- F8: 1/2"NPT(F)

Opening pressure


- 1: 1psi
- 1/3: 1/3 psi

O-ring

- None: Viton®
- E: EPDM

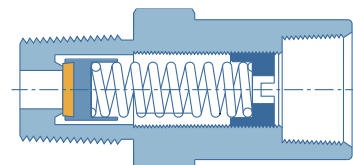
Product Features

- Relief valve for low pressure service
- Factory tested for proper set and resealing performance
- Tested for proof and burst



Technical Data

Set pressure:	1~50 bar
Body material:	see ordering info
Inlets / Outlets:	1/4"NPT(M) / 1/4"NPT(F)
Seal Material:	Viton®(FKM) standard Kalrez®(FFKM) option
Leak rate:	Bubble-tight
Temperature range:	-30°C to +74°C
Weight:	0.05kg



Ordering Information

VSV1 - S - 16 - N₂

Body Material

- S: 316L
- C: Chrome Plated Brass
- B: Brass

Pressure

- 6: 1 to 6 bar
- 16: 6 to 16 bar
- 26: 16 to 26 bar
- 36: 26 to 36 bar
- 50: 50 to 50 bar

Type of Gas

Please specify type of gas

Proportional Relief Valves

VSV2 Series

Product Features

- Liquid or gas service
- Set pressures from 10~6000psig(0.7~413 bar)
- 1/4 and 1/2 in. and 6 to 12mm end connections
- Identifying colored springs for each pressure range
- SS 316L construction



Technical Data

Pressure-Temperature Ratings

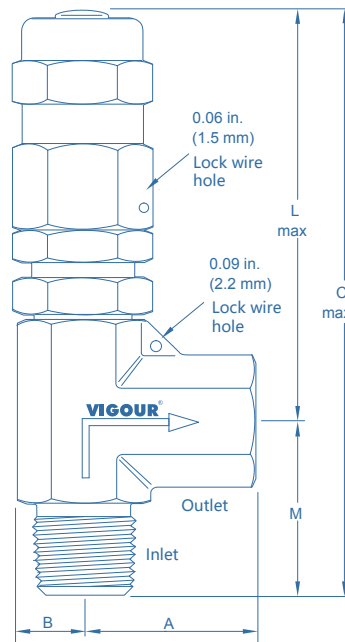
Series	VSV 2			VSV 2A			VSV 2B & VSV 2C		
Inlet Pressure	6000 psig (413 bar)			6000 psig (413 bar)			300 psig (20.6 bar)		
Outlet Pressure	1500 psig (103 bar)			2500 psig (172 bar)			225 psig (15.5bar)		
Set pressure	50 to 6000 psig (3.4 to 413 bar)			50 to 1500 psig (3.4 to 103 bar)			10 to 225 psig (0.7 to 15.5 bar)		
Seal Material	FKM	NBR	EPDM	FKM	NBR	EDPM	FKM	NBR	EPDM
Temperature °F (°C)	Maximum Set Pressure, psig (bar)								
-40 (-40)									
-30 (-34)									
-10 (-23)									
0 (-17)									
10 (-12)									
25 (-4)									
30 (-1)									
40 (4)	6000 (413)	6000 (413)	6000 (413)						
50 (10)									
70 (20)									
150 (65)	5580 (384)	5580 (384)	5580 (384)	1500 (103)		1500 (103)	225 (15.5)	225 (15.5)	225 (15.5)
200 (93)	5160 (355)	5160 (355)	5160 (355)		1500 (103)				
250 (121)	4910 (338)	4910 (338)	4910 (338)						
275 (135)									
300 (148)									

Testing

Every relief valve is tested for set and resealing performance

Series	Test Set Pressure, psig (bar)	Minimum Resealing Pressure as a Percentage
VSV 2B	10 to 20 (0.7 to 1.3)	50
VSV 2C	175 to 225 (12.0 to 15.5)	91
VSV 2	100 to 200 (6.8 to 13.7)	50
VSV 2A	850 to 1000 (58.5 to 68.9)	84

Dimensions (mm)



Dimensions shown with tube fitting nuts finger-tight.

Low-Pressure Valves

- Service up to 300 psig (20.6 bar)
- One spring for the full set pressure range
- Valves available factory-set to a specified set pressure

End Connections		Ordering Number	Dimensions, in. (mm)				
Inlet / Outlet	Size		L	M	A	B	C
VSV 2B Series: 0.19 in. (4.8 mm) fully open orifice (set pressure range: 10~225 psig)							
Tube fittings	1/4 in.	VSV2B-S-*-04-04	2.70 (68.6)	1.44 (36.6)	1.60 (40.6)	0.43 (10.9)	4.14 (105)
	6mm	VSV2B-S-*-6M-6M					
	8mm	VSV2B-S-*-8M-8M					
Male NPT / Tube fitting	1/4 in.	VSV2B-S-*-F4-04		1.19 (30.2)	1.60 (40.6)	3.89 (98.8)	
Male NPT / Female NPT	1/4 in.	VSV2B-S-*-M4-F4	1.19 (30.2)	1.17 (29.7)	3.89 (98.8)		
VSV 2C Series: 0.25 in. (6.4 mm) fully open orifice (set pressure range: 10~225 psig)							
Tube fitting	1/2 in.	VSV2C-S-*-08-08	4.09 (104)	1.83 (46.5)		0.50 (12.7)	5.92 (150)
	12mm	VSV2C-S-*-12M-12M		1.43 (36.3)	1.83 (46.5)		5.52 (140)
Male NPT / Tube fitting	1/2 in.	VSV2C-S-*-M8-08		1.43 (36.3)	1.43 (36.3)	5.52 (140)	
Male NPT / Female NPT	1/2 in.	VSV2C-S-*-M8-F8		1.43 (36.3)	1.43 (36.3)	5.52 (140)	

* set pressure, the desinator accroding to the ordering information

Proportional Relief Valves

VSV2 Series

High-Pressure Valves

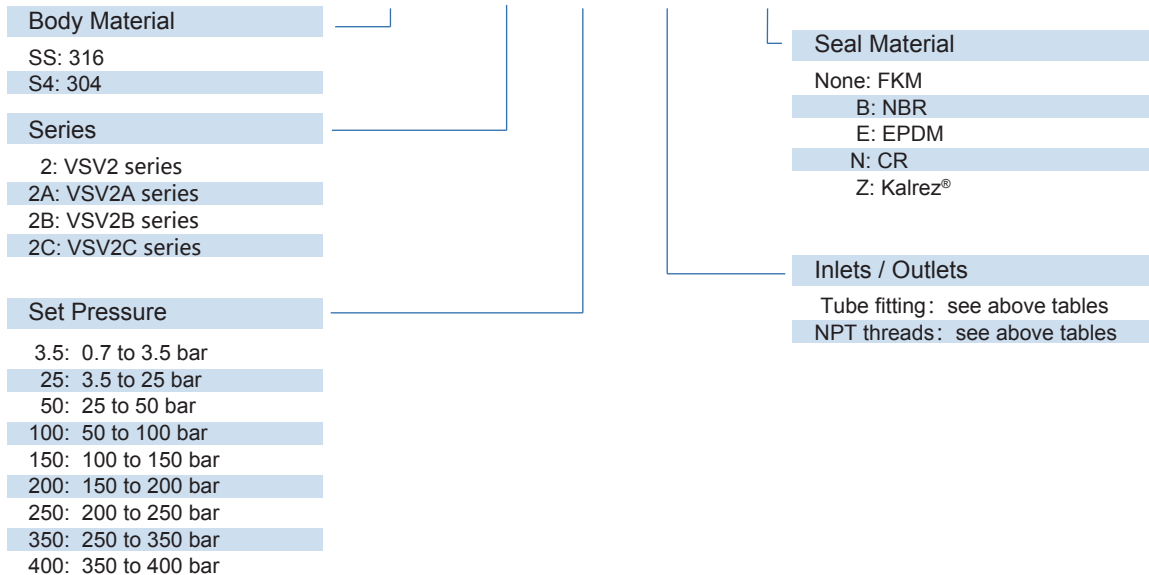
- Service up to 6000 psig (413 bar)
- Multiple springs for a selection of set pressure ranges
- Valves available factory-set to a specified set pressure

End Connections		Ordering Number	Dimensions, in. (mm)				
Inlet / Outlet	Size		L	M	A	B	C
VSV 2 Series: 0.14 in. (3.6 mm) fully open orifice (set pressure range: 50~6000 psig)							
Tube fittings	1/4 in.	VSV2-S-*-04-04	2.70 (68.6)	1.44 (36.6)	1.60 (40.6)	0.43 (10.9)	4.14 (105)
	6mm	VSV2-S-*-6M-6M					
	8mm	VSV2-S-*-8M-8M					
Male NPT / Tube fitting	1/4 in.	VSV2-S-*-M4-04		1.19 (30.2)	1.60 (40.6)		
Male NPT / Female NPT	1/4 in.	VSV2-S-*-M4-F4	1.19 (30.2)	1.17 (29.7)	3.89 (98.8)		
VSV 2A Series: 0.25 in. (6.4 mm) fully open orifice (set pressure range: 50~1500 psig)							
Tube fittings	1/2 in.	VSV2A-S-*-08-08	4.09 (104)	1.83 (46.5)		0.50 (12.7)	5.92 (150)
	12mm	VSV2A-S-*-12M-12M		1.43 (36.3)	1.83 (46.5)		
Male NPT / Tube fitting	1/2 in.	VSV2A-S-*-M8-08					1.43 (36.3)
Male NPT / Female NPT	1/2 in.	VSV2A-S-*-M8-F8		1.43 (36.3)	1.43 (36.3)	5.52 (140)	

* set pressure, the desinator accroding to the oreding information.

Ordering Information

SS - VSV2 - 50 - 04 - 04 - B



Flashback Arrestors VFB50 Series

Product Features

- Flashback arrestors are designed for oxygen, hydrogen and other flammable or fuel gases.
- Standard with NPT or Tube fitting inlet and outlet connections make it easy to adapt in various applications.
- Complete with check valve
- 316L sintered elements

Technical Data

Inlet pressure:	max. 20 bar
Materials	
Body:	Chrome Plated Brass
O-ring:	Viton® (FKM)
Inlets / Outlets:	see ordering info

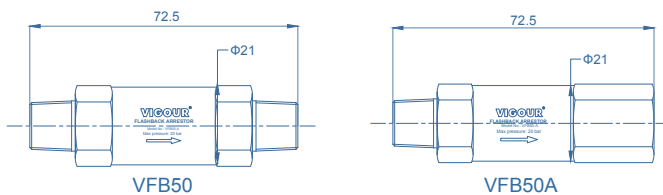


VFB50

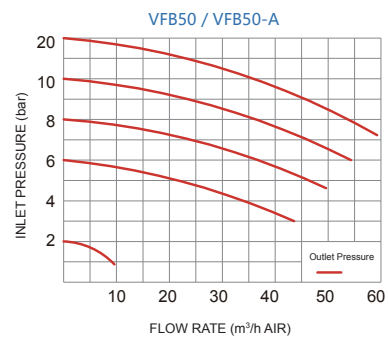


VFB50-A

Dimensions (mm)



Flow Chart



Ordering Information

VFB50 - 1/4 - 04

Size

1/4: 1/4"

Inlets / Outlets

F4: 1/4" NPT(F)

M4: 1/4" NPT(M)

Flashback Arrestors

VFB100 Series

Product Features

- Flashback arrestors are designed for oxygen, hydrogen and other flammable or fuel gases.
- Standard with NPT or Tube fitting inlet and outlet connections make it easy to adapt in various applications.
- Complete with check valve
- 316L sintered elements

Technical Data

Inlet pressure:	max. 20 bar
Materials	
Body:	SS 316L
O-ring:	Viton® (FKM)
Inlets / Outlets:	see ordering info

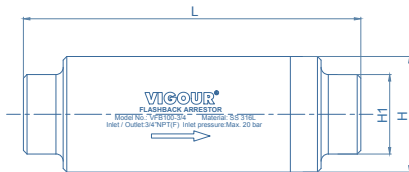


VFB100-F12

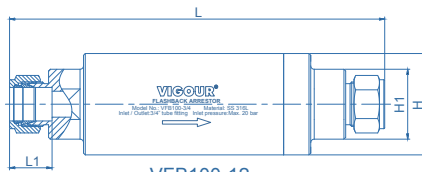


VFB100-12

Dimensions (mm)



VFB100-F12

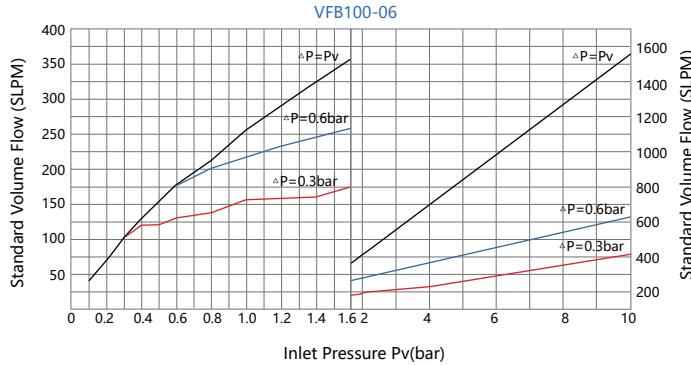
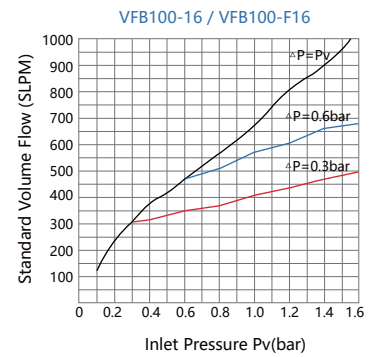
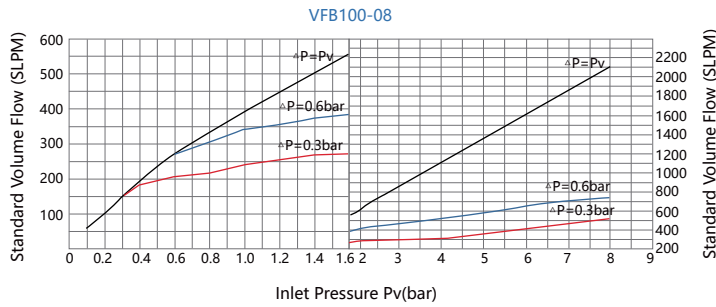
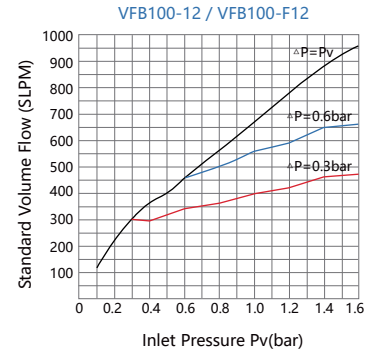
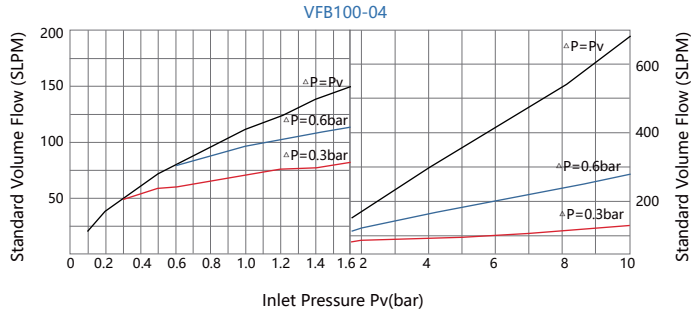


VFB100-12

End Connections		Ordering Number	Dimension (mm)		
Inlet/Outlet	Size		L	H	H1
Female NPT	3/4"	VFB100-3/4-F12	170	Φ58	Φ40
	1"	VFB100-1-F16	170	Φ58	Φ45

End Connections		Ordering Number	Dimension (mm)			
Inlet/Outlet	Size		L	L1	H	H1
Tube Fitting	1/4"	VFB100-1/4-04	127	14.8	Φ32	Φ25
	3/8"	VFB100-3/8-06	130	15.9	Φ32	Φ25
	1/2"	VFB100-1/2-08	146	22.6	Φ35	Φ30
	3/4"	VFB100-3/4-12	215	24.3	Φ58	Φ40
	1"	VFB100-1-16	222	30.8	Φ58	Φ45

Flow Chart



Ordering Information

VFB100 - 04

Inlets / Outlets

F4: 1/4" NPT(F)	04: 1/4" Tube Fitting
F6: 3/8" NPT(F)	06: 3/8" Tube Fitting
F8: 1/2" NPT(F)	08: 1/2" Tube Fitting
F12: 3/4" NPT(F)	12: 3/4" Tube Fitting
F16: 1" NPT(F)	16: 1" Tube Fitting

Flashback Arrestors

VFB200 Series

Product Features

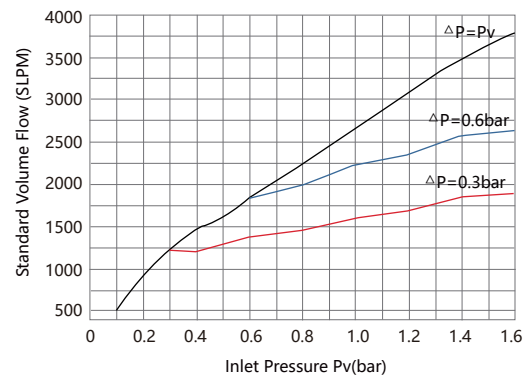
- 4-5 VFB100 series arresters are connected in series
- Stainless steel fire stop tube with large surface structure
- Heat-sensitive on-off valves automatically cut off the air supply before the temperature reaches dangerous levels
- Configuration of one-way function to prevent the reverse flow of air to form explosive gas mixture



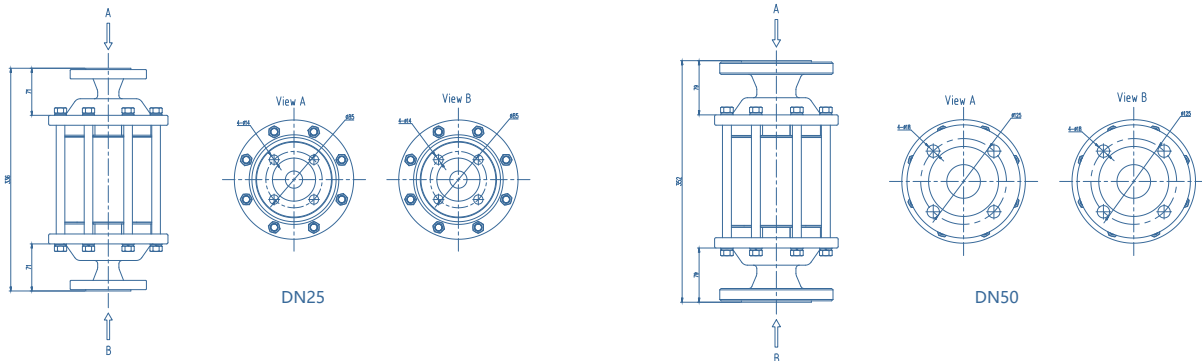
Technical Data

Inlet pressure:	max. 20 bar
Materials	
Body:	SS 316L / Brass (option)
O-ring:	Viton®(FKM)
Inlets / Outlets:	see ordering info

Flow Chart

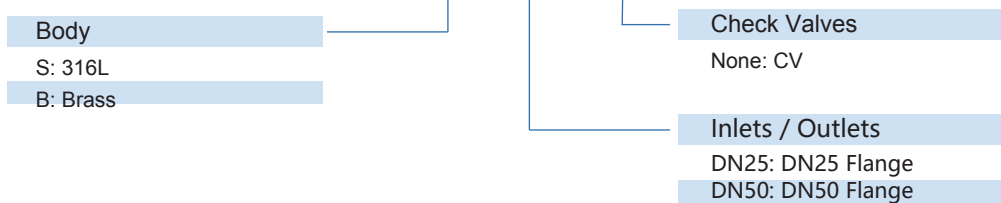


Dimensions (mm)



Ordering Information

VFB200 S - DN25 - CV



* Other connection standard, consult factory.

Filers

VF Series

Product Features

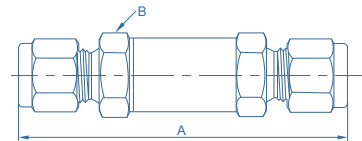
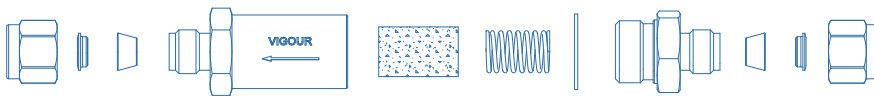
- The VF Series is an In-Line filtration device
- Filter material: 316L
- Pressure: Max. 206bar
- Filter Rating: 5µm standard, more option see below table.

Flow Rate

Element Nominal Pore Size µm	Inlet Pressure ① psig (bar)		
	5 (0.34)	10 (0.68)	15 (1.0)
	Air Flowstd, std ft3/min (std L/min) for 1/8" end connections		
0.2	0.01 (0.3)	0.02 (0.6)	0.05 (1.4)
2	0.20 (5.6)	0.40 (11)	0.60 (17)
5	0.40 (11)	0.60 (17)	0.9 (25)
10	0.50 (14)	0.9 (25)	1 (28)
20	1 (28)	1.7 (47)	2 (56)



In-line Type



Dimensions (mm)

End Connections		Ordering Number	Dimensions in. (mm)		
Inlet / Outlet	Size		Aperture Size	A	B
Tube Fitting	1/8 in.	VF-S-02-02	0.094 (2.39)	2.35 (59.7)	9/16 (14.3)
	1/4 in.	VF-S-04-04	0.187 (4.75)	2.95 (74.9)	3/4 (19.0)
	3/8 in.	VF-S-06-06	0.281 (7.14)	3.21 (81.5)	1 (25.4)
	1/2 in.	VF-S-08-08	0.406 (10.3)	3.49 (88.6)	
	3mm	VF-S-3M-3M	0.094 (2.39)	2.38 (60.5)	9/16 (14.3)
6mm	VF-S-6M-6M	0.187 (4.75)	2.96 (75.2)	3/4 (19.0)	
Female NPT	1/8 in.	VF-S-F2-F2	0.094 (2.39)	2.16 (54.9)	9/16 (14.3)
	1/4 in.	VF-S-F4-F4	0.187 (4.75)	2.87 (72.9)	3/4 (19.0)
Male NPT	1/4 in.	VF-S-M4-M4	0.187 (4.75)	2.69 (68.3)	3/4 (19.0)
Face Seal Female	1/4 in.	VF-S-MV4-MV4	0.187 (4.75)	2.69 (68.3)	3/4 (19.0)
	1/2 in.	VF-S-MV8-MV8	0.406 (10.3)	3.49 (88.6)	1 (25.4)

Ordering Information

VF - S - 04 - 04 - 2

Material

S: 316L

C: Chrome Plated Brass

Nominal Pore Size

0.2: 0.2 µm

2: 2 µm

5: 5 µm

10: 10 µm

20: 20 µm

Inlets / Outlets

02: 1/8" Tube fitting

3M: 3mm Tube fitting

F2: 1/8" Female NPT

M4: 1/4" Male NPT

04: 1/4" Tube fitting

6M: 6mm Tube fitting

F4: 1/4" Female NPT

M8: 1/2" Male NPT

06: 3/8" Tube fitting

8M: 8mm Tube fitting

F6: 3/8" Female NPT

MV4: 1/4" Face seal female

08: 1/2" Tube fitting

10M: 10mm Tube fitting

F8: 1/2" Female NPT

MV8: 1/2" Face seal female

12: 3/4" Tube fitting

12M: 12mm Tube fitting

F12: 3/4" Female NPT

16: 1" Tube fitting

20M: 20mm Tube fitting

F16: 1" Female NPT

Filters

VF Series

Product Features

- Pressure: Max. 413bar
- Filter material: 316L
- Filter Rating: 5µm standard, more option see below table.

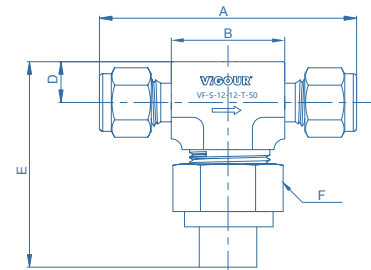
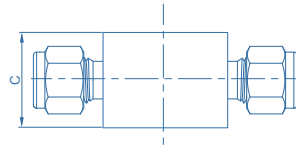
Flow Rate

Element Nominal Pore Size µm	Inlet Pressure ① psig (bar)		
	5 (0.34)	10 (0.68)	15 (1.0)
	Air Flowstd, std ft3/min (std L/min) for 1/8" end connections		
2	0.20 (5.6)	0.40 (11)	0.60 (17)
5	0.40 (11)	0.60 (17)	0.9 (25)
50	1.4 (40)	1.8 (51)	2 (57)
80	1.6 (45)	2.0 (57)	2.3 (65)

① Outlet is discharged to atmosphere



Tee Type



Dimensions (mm)

End Connections		Ordering Number	Dimensions, in.(mm)						
Inlet/Outlet	Size		bore diameter	A	B	C	D	E	F
Tube fitting	1/8 in.	VF-S-02-02-T	0.094 (2.39)	2.27 (57.7)	1.07 (27.2)	1.00 (25.4)	0.38 (9.7)	1.87 (47.5)	1 (25.4)
	1/4 in.	VF-S-04-04-T	0.174 (4.41)	2.47 (62.7)	1.06 (26.9)				
	3/8 in.	VF-S-06-06-T	0.213 (5.41)	2.84 (72.1)	1.32 (33.5)	1.13 (28.7)	0.46 (11.7)	2.20 (55.9)	1-1/8 (28)
	1/2 in.	VF-S-08-08-T	0.250 (6.35)	3.04 (77.2)	1.31 (33.3)				
	6mm	VF-S-6M-6M-T	0.172 (4.36)	2.46 (62.5)	1.06 (26.9)	1.00 (25.4)	0.38 (9.7)	1.87 (47.5)	1 (25.4)
	8mm	VF-S-8M-8M-T	0.213 (5.41)	2.84 (72.1)	1.38 (35.1)				
	10mm	VF-S-10M-10M-T	0.250 (6.35)	2.86 (72.6)	1.32 (33.5)	1.13 (28.7)	0.46 (11.7)	2.20 (55.9)	1-1/8 (28)
12mm	VF-S-12M-12M-T	3.04 (77.2)		1.31 (33.3)					
Male NPT	1/8 in.	VF-S-F2-F2-T	0.174 (4.41)	2.00 (50.8)	1.00 (25.4)	1.00 (25.4)	0.38 (9.7)	1.87 (47.5)	1 (25.4)
	1/4 in.	VF-S-F4-F4-T		2.13 (54.1)					
Female NPT	1/4 in.	VF-S-M4-M4-T	0.174 (4.41)	2.13 (54.1)	1.00 (25.4)	1.00 (25.4)	0.38 (9.7)	1.87 (47.5)	1 (25.4)
	3/8 in.	VF-S-M6-M6-T	0.250 (6.35)	2.38 (60.5)	1.25 (31.8)	1.13 (28.7)	0.46 (11.7)	2.20 (55.9)	1-1/8 (28)
	1/2 in.	VF-S-M8-M8-T		2.75 (69.9)					

Ordering Information

VF - S - 04 - 04 - T - 2

Material

- S: 316L
- C: Chrome Plated Brass

Inlets / Outlets

- Tube fitting: see above tables
- NPT threads: see above tables

Nominal Pore Size

- 2: 2 µm
- 5: 5 µm
- 50: 50 µm
- 80: 80 µm

Type

- T: Tee type

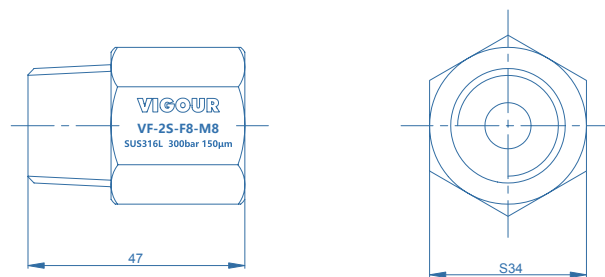
Strainers for pipelines used in systems to protect system components from fluid particles and contaminants.

Product Features

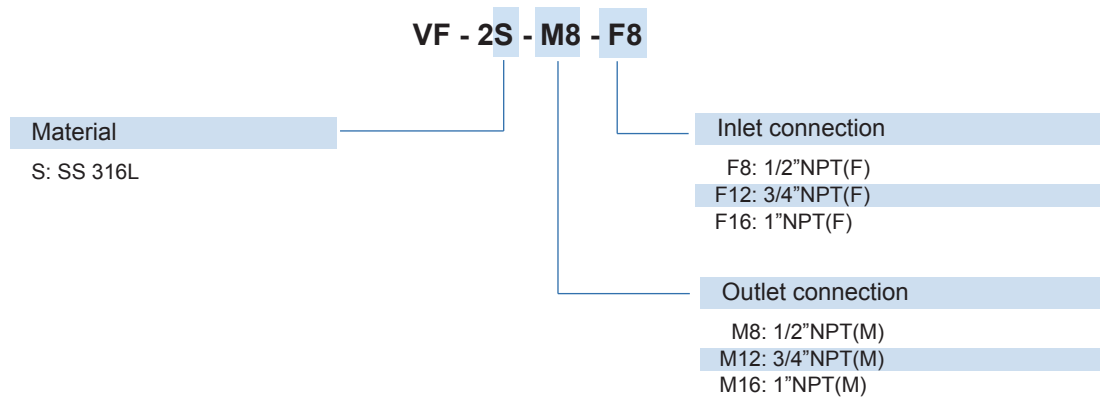
- Pressure: Max. 300bar
- Filter material: 316L
- Filter Rating: 150µm standard



Dimensions (mm)



Ordering Information



Alarm Systems

VAS Series

Product Features

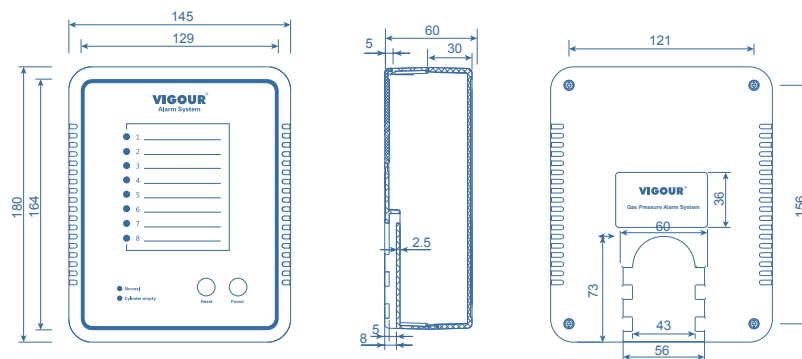
- Connect with contact gauge for monitoring pressure of gases
- LED light display 2 / 4 / 8 gas status
- Sound alarm
- Mute button
- Connection for distance alarm



Technical Data

Gas status:	2 / 4 / 8 gas status
Working voltage:	110~240 VAC
Materials:	ABS
Temperature range:	-30°C to +74°C
Weight:	1.2 kg

Dimensions (mm)



Ordering Information

VAS - 4 - 110

Gas Status

2: 2 gas

4: 4 gas

8: 8 gas

Supply Voltage

None: 220 / 240 V (standard)

110: 110V

Product Features

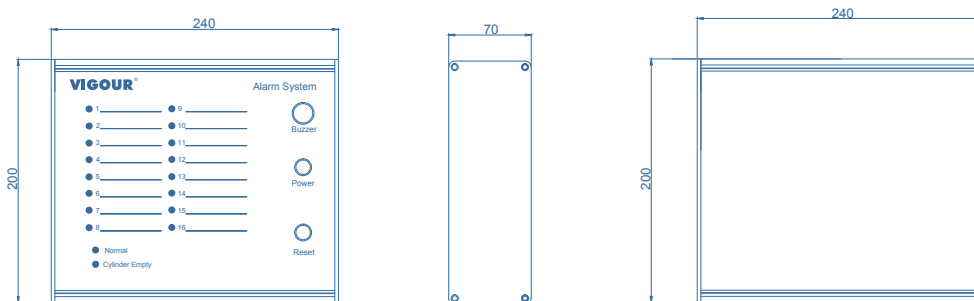
- Alarm unit come in 8 or 16 channel version
- For connection of 8 or 16 digital input signals such as contact pressure gauges or pressure switches suitable for transducers in accordance to NAMUR specifications
- All channels are individually programmable as normally closed or normally open contact
- Delay mode (2 sec.) is integrated for all channels
- Potential-free output RS-485
- Visible alarm
- Acooustic alarm
- Aluminum housing for wall mounting



Technical Data

Supply voltage:	AC220V(110V)/50Hz
Power consumption:	10W
Input signal:	switch signal
Input capacity:	8/16 channels
Output contact:	2
Output voltage:	DC 12V
Output current:	3A
Communication interface:	RS-485(option)
Dimensions:	240*200*70mm

Dimensions (mm)



Ordering Information

VAS100 - 8 - 110 - RS

Input Capacity

- 8: 8 channels
- 16: 16 channels

communication interface

- None: standard
- RS: RS-485

Supply Voltage

- None: AC220V
- 110: AC110V

Alarm Systems

VAS200 Series

Product Features

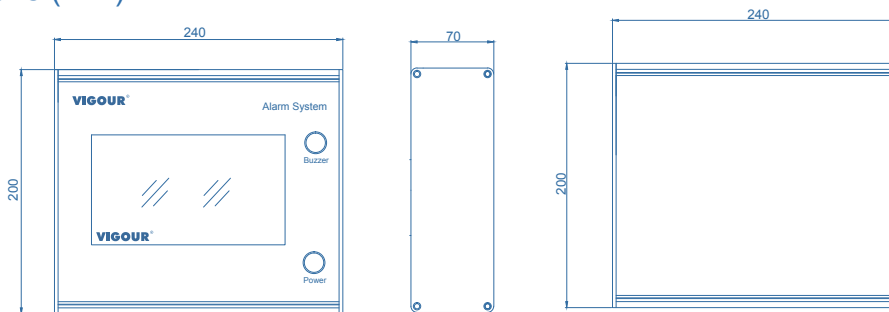
- Real-time display of gas pressure numerical display
- High and low voltage alarm function
- The color of the value box changes to red when warning, and there is a buzzer alarm
- There is a trunk line. Action output signal for pressure alarm
- High and low alarm values can be set according to field requirements
- Realized real-time count automatically saved
- With gas curve analysis function
- Alarm fault signal automatically saved



Technical Data

Type of monitoring:	unrestricted
Supply voltage:	AC220V(110V) / 50Hz
Power consumption:	30W
Input capacity:	max. 20 channels
Input signal:	4-20 mA
Output contact:	2
Output voltage:	DC 24V
Output current:	3A
Communication interface:	RS485
Touch screen size:	7 inch (6~16 channels) / 10 inch (20 channels)
Dimensions:	240x200x70 mm

Dimensions (mm)



Ordering Information

VAS200 - 8 - 110 - MS

Input Capacity

- 6: 6 channels
- 8: 8 channels
- 12: 12 channels
- 16: 16 channels
- 20: 20 channels (10 inch)

communication interface

- None: RS-485
- MS: Send alarm message

Supply Voltage

- None: AC220V
- 110: AC110V

Product Features

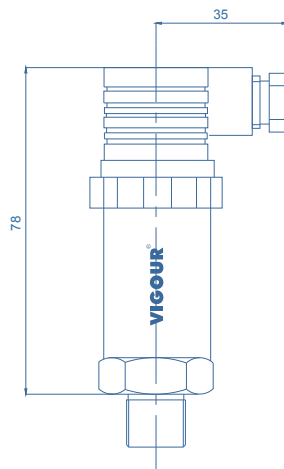
- High precision
- Stainless steel construction
- Repeatability, reliability, and stability
- Anti-interference
- NC or NO contacts, easy installation
- Vibration and shock resistance



Technical Data

Pressure range:	0~25 Mpa
Supply voltage:	DC 24V / 12V
Output contact:	NO / NC
Temperature:	-20°C to +80°C
Accuracy:	0.5% FS
Ingress protection:	IP65
Connection:	1/4"NPT(M)
Electrical connection:	Mini Hirschmann
Body Material:	304 / 316
Diaphragm:	Ceramic
Junction box:	Plastic

Dimensions (mm)



Ordering Information

VSW - S - 200

Material	Pressure
S4: 304	60: 60 bar
S: 316	100: 100 bar
	200: 200 bar
	250: 250 bar

Pressure Transmitter

VPT Series

Product Features

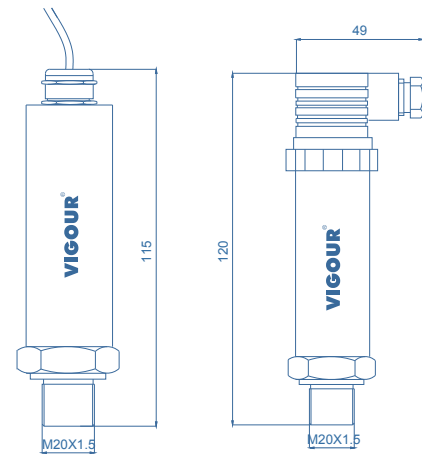
- High precision
- Stainless steel construction
- SS 316L diaphragm
- Available with a variety of output signals
- Broad selection of pressure ranges, pressure references: gauge (vacuum, positive) and absolute
- Repeatability, reliability, and stability
- Anti-interference
- Vibration and shock resistance



Technical Data

	Standard model	Explosion-proof model
Pressure range:	0~0.6 bar 0~600 bar	0~5 bar 0~600 bar
Supply voltage:	DC 12V~24V	DC 12V~24V
Output signal:	4~20 mA	4~20 mA
Ambient Temperature:	-20°C to +85°C	-20°C to +85°C
Accuracy:	±0.35% FS (5-100 bar) ±0.5% FS (others)	±0.35% FS (5-100 bar) ±0.5% FS (others)
Zero point shift:	±0.02% FS	±0.02% FS
Sensitivity shift:	±0.015% FS	±0.015% FS
Response time:	≤2.5 ms	≤2.5 ms
Diaphragm:	316L	316L
Shell:	304 / 316	304 / 316
Explosion-proof:	---	Exd II CT6
Electrical connection:	Wire / Hirschmann	Wire
connection:	1/4"NPT(M)	1/4"NPT(M)

Dimensions (mm)



Ordering Information

VPT - S - 200 - H - d

Material

S4: 304
S: 316

Pressure

60: 60 bar
100: 100 bar
200: 200 bar
400: 400 bar
600: 600 bar

Explosion-proof Type

d: Exd II CT6

Electrical Connection

None: Wire
H: Hirschmann

other connections please contact factory

Product Features

- Pressure gauges are designed for general and laboratory applications involving the measurement of compressed gases compatible with the materials of construction.
- Gauges are used to monitor pressure of regulators and system
- Tested for use with oxygen

Technical Data

Body Material:	see ordering info
Type:	Radial or axial direction
Working Temperature:	-40°C to +60°C
Nominal diameter:	2"
Connection:	1/4"NPT(M)
Scale:	bar / psig
Window:	Laminated safety glass
Switching accuracy:	±2.5%
Material of connection:	see ordering info

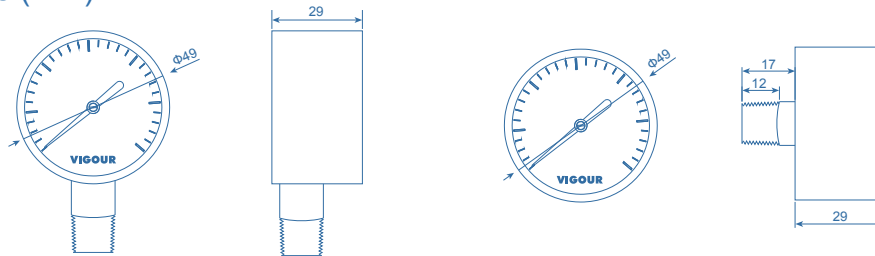


VG Series



VR Series

Dimensions (mm)



Ordering Information

VG 20 S - 400 - M4

Series

G: radial direction

R: axial direction

Material

S: 316L

C: Chrome Plated Brass

Inlet connection

M4: 1/4"NPT(M)

Pressure Range

1.6B: 0~1.6bar / 0~23psig	150B: 0~150bar / 0~2000psig
2.5B: 0~2.5bar / 0~30psig	250B: 0~250bar / 0~3500psig
4B: 0~4bar / 0~60psig	315B: 0~315bar / 0~4500psig
6B: 0~6bar / 0~86psig	400B: 0~400bar / 0~5800psig
10B: 0~10bar / 0~140psig	V1.6B: -1~1.6bar / 30 in Hg VAC~23psig
16B: 0~16bar / 0~230psig	V2.5B: -1~2.5bar / 30 in Hg VAC~30psig
25B: 0~25bar / 0~350psig	V4B: -1~4bar / 30 in Hg VAC~60psig
35B: 0~35bar / 0~500psig	V6B: -1~6bar / 30 in Hg VAC~86psig
60B: 0~60bar / 0~860psig	V10B: -1~10bar / 30 in Hg VAC~140psig
100B: 0~100bar / 0~1500psig	V16B: -1~16bar / 30 in Hg VAC~230psig

Contact Gauges

VG20SE Series

Product Features

- Contact gauge (KI) with inductance contact
- For monitoring gas supply pressure and shortage
- For inert, combustible, oxidizing, and corrosive gases and gas mixtures
- Line 0.5m
- With NAMUR sensor
- Set point adjustable over 0~24% of scale
- Tested for use with oxygen

Typical Applications

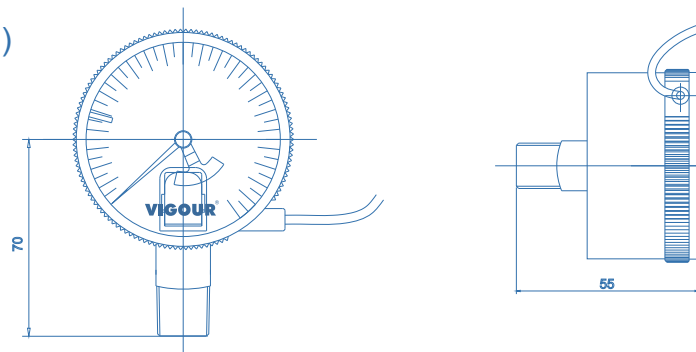
Gas panels may be optionally equipped with contact pressure gauges. Contact pressure gauges combine the advantages of in situ readings with the demands of electrical signal transmissions. In combination with signal boxes, this creates visual and acoustic warning signals in the case of pressure drop and the monitoring of line pressure according to adjustable thresholds.



Technical Data

Dual scale:	bar / psi
Connection:	1/4"NPT(M)
Size:	2"
Accuracy:	±2.5%
Body Material:	316L
Switching function:	NC
Outlet type:	NAMUR
Temperature:	-25~100°C

Dimensions (mm)



Ordering Information

VG 20 SE - 400 - M4

Series

G: radial direction
R: axial direction

Material

S: 316L
C: Chrome Plated Brass

Inlet connection

M4: 1/4"NPT(M)

Pressure Range

25B: 0~25bar / 0~350psig

60B: 0~60bar / 0~860psig

250B: 0~250bar / 0~3500psig

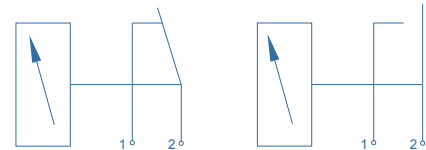
400B: 0~400bar / 0~5800psig

Product Features

- Contact pressure gauges with digital signal
- Set point adjustable over 10-90% of scale
- Double scale bar / psig
- c/w 2 meters of cable
- Tested for use with oxygen

Technical Data

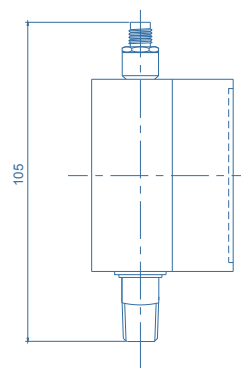
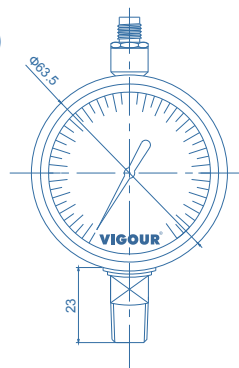
Body Material:	316L
Working Voltage:	180 / 130 VDC
Max. Voltage:	200 VDC
Max. ON / OFF amperage:	0.5A
Contact power:	10W
Contact Current (initial):	150 mΩ
Contact Capacitance:	0.2 pF
Insulation resistance:	10 ¹⁰ Ω
Frequency:	5.2 kHz
Working Temperature:	-40°C~ 125°C
Nominal diameter:	63mm
Connection:	1/4"NPT
Length of cable:	2 meters
Scale:	bar / psig
Window:	Laminated safety glass
Switching accuracy:	+/- 2.5% of full scale
Weight:	0.375 kg



Normally Closed (standard)

Normally Open (option)

Dimensions (mm)



Ordering Information

VG25E - 400 - NO

Pressure Range

- 25: 0~25bar / 0~350psig
- 60: 0~60bar / 0~860psig
- 250: 0~250bar / 0~3500psig
- 400: 0~400bar / 0~5800psig

Status

- None: Normally Closed
- NO: Normally Open

Sampling Steel Cylinder

VSC Series

Sampling Cylinders permit the extraction of a sample from a remote process location and provide safe containment for storage and transportation to the laboratory for analysis. Some applications include hydrocarbon sampling in refineries, gas sampling in chromatography and condensate sampling in fossil-fuel and nuclear-power plants. In similar applications, petrochemical facilities and gas processing plants utilize sample cylinders. Pressure surge accumulators or reaction vessels are other common uses for sample cylinders.

Product Features

- Sampling Cylinders permit the extraction of a sample from a remote process location and provide safe containment for storage and transportation to the laboratory for analysis.
- Working pressure up to 345 bar
- 304 and 316L stainless steel materials resist inter granular corrosion



"A" Type: Single-ended

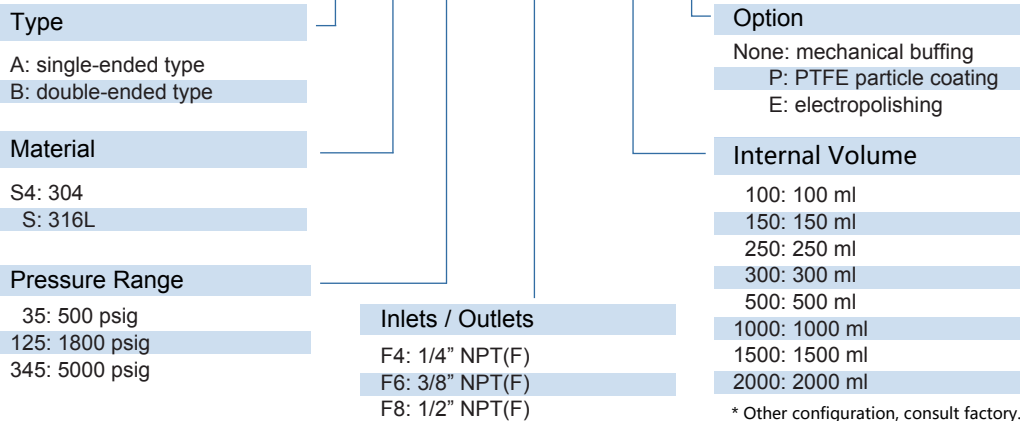


"B" Type: Double-ended



Ordering Information

VSC - A - S - 35 - F4 - F4 - 150 - E



Single Cylinder Wall Bracket

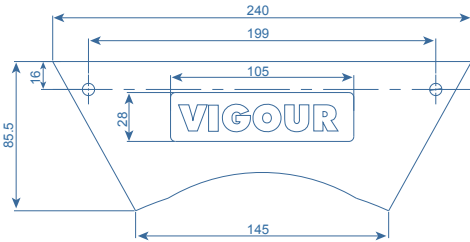
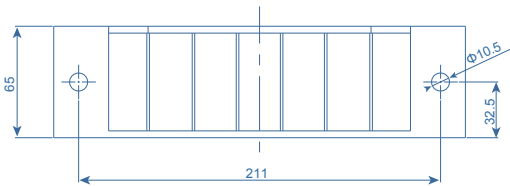
VWB Series

Product Features

- Single cylinder wall mount
- Bracket material: ABS / aluminum (option)
- Braid material: Polyester fabric / 304 chain (option)



Dimensions (mm)



Ordering Information

VWB - AL

- Type
 - None: ABS Scaffold and Polyester fabric binding
 - AL: aluminum Bracket and 304 chain

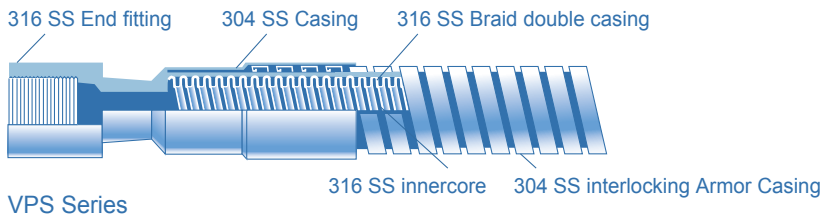
Pigtails

VPS / VPF Series

Product Features

- Flexible connection of metal hose
- Inner tube material available 316L or PTFE
- Inlet pressure: max. 300bar (VPS Series)
- Tested for use with oxygen

Schematic Drawing



VPF Series



VPS Series

Ordering Information

VPF - 1/4 - 10 - F4 - F4 - D - L

Type	F: polytef S: 316 SST
Orifice	1/4: 1/4" 1/8: 1/8"
Length	5: 500 mm 6: 600 mm 10: 914 mm 20: 2000 mm 30: 3000 mm 50: 5000 mm
Inlet Connections	F4: 1/4"NPT(F) CGA***: Cylinder connection BSP***: BSP Cylinder connection DIN***: DIN Cylinder connection

Type	None: Stainless steel fence L: Stainless steel anti-swing rope
Option	None: Single layer braided net D: Double woven net
Outlet Connections	F4: 1/4"NPT(M) M4: 1/4"NPT(F) 04: 1/4"Tube fitting TB4: 1/4" TUBE TB8: 1/2" TUBE

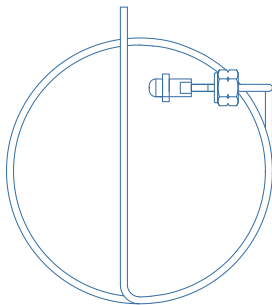
Product Features

- Metal ring pipe connection
- Inlet pressure: max. 6000 psi (414 bar)
- Processed by VTUBE series stainless steel BA tube
- Tested for use with oxygen

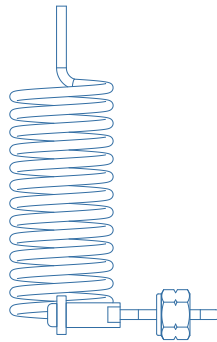


VPG Series

Schematic Drawing



VPG Series



VPP Series



VPP Series

Ordering Information

VPP - 1/4 - 10 - TB - 04

Type

P: pigtail 316 SST
(bending diameter 67mm)
G: pigtail 316 SST
(bending diameter 240mm)

Orifice

1/4: 1/4" tube
6: 6mm tube

Length

10: 300 mm

Outlet Connections

F4: 1/4"NPT(F)
M4: 1/4"NPT(M)
04: 1/4"Tube fitting
TB: tube

Inlet Connections

TB: tube
CGA***: CGA cylinder connection
BSP***: BSP cylinder connection
DIN***: DIN cylinder connection

Heater

VM-11 Series

Product Features

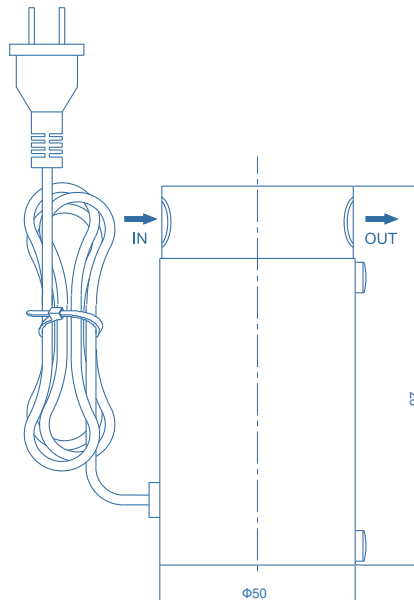
- Gas heater
- Suitable for high purity CO₂ and N₂O gas
- Easy maintenance and replacement of heating elements

Technical Data

Material:	Chrome Plated Brass / 316L
Working Voltage:	max. 300bar
Thread:	1/4"NPT(F)
Voltage:	36V/110V/220V
Power:	190W
Heating:	45~60°C



Dimensions (mm)



Ordering Information

VM - 11 **S** - 220

Material

C: Chrome Plated Brass
S: SS 316L

Voltage

36: 36V 190W
110: 110V 190W
220: 220V 190W

Product Features

- Seamless steel tube
- Material: 316L (standard); 304 (option)
- AP/BA/EP level optional
- Good welding performance
- Good internal and external surface finish and tolerance control
- Strictly control the ovality, concentricity and hardness of steel pipe
- Ensure high cleanliness inside steel pipe
- Equipped with protective polyethylene plug cap
- Standard length: 4/6 m



dimensional tolerance

product	Dimensions	outside diameter tolerance mm	thickness
AP standard instrument tube	1/8" ~ 1"	±0.10 mm	±10
	3mm ~ 25mm	±0.10 mm	±10
BA / EP bright annealing pipe	1/4" ~ 1"	±0.08 mm	±10
	6mm ~ 25mm	±0.08 mm	±10

*: Pipe OD < 6mm in accordance with ASTM A632

Ordering Information

Pipe OD inch	1/8"		1/4"			3/8"			1/2"			3/4"				1"	
Thickness inch	0.028"	0.035"	0.049"	0.035"	0.049"	0.065"	0.035"	0.049"	0.065"	0.049"	0.065"	0.083"	0.095"	0.105"	0.065"	0.98	
Weight kg/m	0.04	0.12	0.16	0.19	0.26	0.33	0.26	0.36	0.46	0.55	0.72	0.90	1.01	1.10	0.083"	1.23	

Pipe OD mm	3		6		9		10		12			14		16		18		20		22		25	
Thickness mm	0.71	1.00	1.50	1.00	1.50	1.00	1.50	1.00	1.50	2.00	2.00	2.50	1.50	2.00	1.50	2.00	2.00	2.00	2.00	2.00	2.00	2.50	
Weight kg/m	0.04	0.13	0.17	0.18	0.24	0.23	0.32	0.28	0.40	0.50	0.60	0.72	0.54	0.70	0.62	0.80	0.90	1.00	1.15	1.15	1.14		

*: For other specifications and materials, please contact the manufacturer.

VTUBE - BA - 1/4"×0.035" - 316L

Steel grade

AP: AP grade

BA: BA grade

EP: EP grade

Pipe OD x Thickness

According to the parameter table

Steel pipe material

316L: SS316L (standard)

304: SS304

Quick Connectors

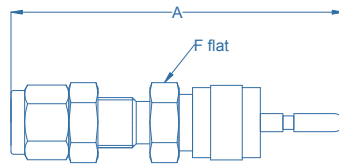
VQC Series

Product Features

- No twisting, turning, or wrenching necessary
- Single-end shutoff, double-end shutoff models
- Stem insert requires just one O-ring seal, yet improves O-ring containment.
- Locking claw mechanism with large contact area retains stem
- Push-to-connect coupling enables quick, easy operation
- Wide variety of options, including keyed quick-connects, are available
- Heavy-duty sleeve shields open end of body



Dimensions (mm)



Tube fitting



Fitting Size	Ordering Number		Flow Coefficient (Cv)			Dimensions, in. (mm)		
	SESO	DESO	SESO	DESO	Full Flow	A		F, in.
Dimensions, in. (mm)								
1/8	S6-VQC4-S-02	S6-VQC4-D-02 ^①	0.08	0.08	0.08	2.32 (58.9)	2.77 (70.4)	5/8
1/4	S6-VQC4-S-04	S6-VQC4-D-04	0.3	0.2	0.4	2.36 (59.9)	2.42 (61.5)	5/8
3/8	S6-VQC6-S-06	S6-VQC6-D-06	1.0	0.5	1.5	2.52 (64.0)	2.64 (67.1)	3/4
1/2	S6-VQC8-S-08	S6-VQC8-D-08	2.4	1.5	3.3	2.96 (75.2)	3.16 (80.3)	15/16
Dimensions, (mm) in.								
6	S6-VQC4-S-6M	S6-VQC4-D-6M	0.3	0.2	0.4	59.9 (2.36)	61.5 (2.42)	5/8
10	S6-VQC6-S-10M	S6-VQC6-D-10M	1.0	0.5	1.5	67.3 (2.65)	70.4 (2.77)	3/4
12	S6-VQC8-S-12M	S6-VQC8-D-12M	2.4	1.5	3.3	75.2 (2.96)	80.3 (3.16)	15/16

Dimensions shown with tube fitting nuts finger-tight.

^① S6-VQC4-D-02 is a two-piece assembly.

Male pipe threads



Fitting Size	Ordering Number		Flow Coefficient (Cv)			Dimensions, in. (mm)		
	SESO	DESO	SESO	DESO	Full Flow	A		F
Male NPT								
1/8	S6-VQC4-S-M2	S6-VQC4-D-M2	0.3	0.2	0.4	2.07 (52.6)	2.13 (54.1)	5/8
1/4	S6-VQC4-S-M4	S6-VQC4-D-M4	0.3	0.2	0.4	2.22 (56.4)	2.28 (57.9)	5/8
3/8	S6-VQC6-S-M6	S6-VQC6-D-M6	0.8	0.5	1.6	2.35 (59.7)	2.47 (62.7)	3/4
1/2	S6-VQC8-S-M8	S6-VQC8-D-M8	2.0	1.3	3.1	2.84 (72.1)	3.04 (77.2)	15/16

Female pipe threads



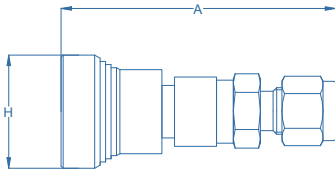
Fitting Size	Ordering Number		Flow Coefficient (Cv)			Dimensions, in. (mm)		
	SESO	DESO	SESO	DESO	Full Flow	A		F
Female NPT								
1/8	S6-VQC4-S-F2	S6-VQC4-D-F2	0.3	0.2	0.4	2.01 (51.1)	2.07 (52.6)	5/8
1/4	S6-VQC4-S-F4	S6-VQC4-D-F4	0.3	0.2	0.4	2.26 (57.4)	2.32 (58.9)	3/4
3/8	S6-VQC6-S-F6	S6-VQC6-D-F6	0.8	0.5	1.6	2.35 (59.7)	2.47 (62.7)	7/8
1/2	S6-VQC8-S-F8	S6-VQC8-D-F8	2.0	1.3	3.1	2.82 (71.6)	3.02 (76.7)	15/16

Insertion Depth

To calculate overall length in the coupled position, subtract the insertion depth from any overall stem and body combination length.

Series	Depth, in. (mm)	
	SESO	DESO
VQC4	1.09 (27.7)	1.15 (29.2)
VQC6	1.18 (30.0)	1.30 (33.0)
VQC8	1.48 (37.6)	1.68 (42.7)

Dimensions (mm)



Tube fitting



Fitting Size	Ordering Number	Dimensions, in. (mm)	
		A	H
Dimensions, in. (mm)			
1/8	S6-VQC4-B-02	2.26 (57.4)	0.91 (23.1)
1/4	S6-VQC4-B-04	2.30 (58.4)	0.91 (23.1)
3/8	S6-VQC6-B-06	2.58 (65.5)	1.03 (26.2)
1/2	S6-VQC8-B-08	3.09 (78.5)	1.21 (30.7)
Dimensions, (mm) in.			
6	S6-VQC4-B-6M	58.4 (2.30)	23.1 (0.91)
10	S6-VQC6-B-10M	68.1 (2.68)	26.2 (1.03)
12	S6-VQC8-B-12M	78.5 (3.09)	30.7 (1.21)

Male pipe threads



Pipe Size in.	Ordering Number	Dimensions, in. (mm)	
		A	H
Male NPT			
1/8	S6-VQC4-B-M2	2.01 (51.1)	0.91 (23.1)
1/4	S6-VQC4-B-M4	2.16 (54.9)	0.91 (23.1)
	S6-VQC6-B-M4	2.38 (60.5)	1.03 (26.2)
3/8	S6-VQC6-B-M6	2.38 (60.5)	1.03 (26.2)
1/2	S6-VQC8-B-M8	2.97 (75.4)	1.21 (30.7)

Female pipe threads



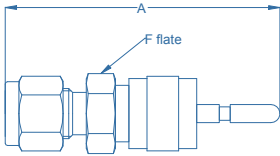
Pipe Size in.	Ordering Number	Dimensions, in. (mm)	
		A	H
Female NPT			
1/8	S6-VQC4-B-F2	2.16 (54.9)	0.91 (23.1)
1/4	S6-VQC4-B-F4	2.42 (61.5)	0.91 (23.1)
	S6-VQC6-B-F4	2.54 (64.5)	1.03 (26.2)
3/8	S6-VQC6-B-F6	2.57 (65.3)	1.03 (26.2)
1/2	S6-VQC8-B-F8	3.22 (81.8)	1.21 (30.7)

Quick Connectors

VQC Series

Bulkhead Stems

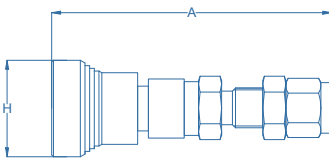
Tube Fitting



Fitting Size	Ordering Number		Dimensions				
	SESO	DESO	A		F	Max Panel Thickness	Min Panel Hole Dia
Dimensions, in. (mm)							
1/4	S6-VQC4-BS-04	S6-VQC4-BD-04	2.74 (69.6)	2.80 (71.1)	5/8	0.25 (6.4)	15/32 (11.9)
3/8	S6-VQC6-BS-06	S6-VQC6-BD-06	2.92 (74.2)	3.07 (78.0)	3/4	0.27 (6.9)	19/32 (15.1)
1/2	S6-VQC8-BS-08	S6-VQC8-BD-08	3.43 (87.1)	3.63 (92.2)	15/16	0.26 (6.6)	25/32 (19.8)
Dimensions, in. (mm)							
6	S6-VQC4-BS-6M	S6-VQC4-BD-6M	69.6 (2.74)	71.1 (2.80)	16	6.4 (0.25)	11.5 (29/64)
10	S6-VQC6-BS-10M	S6-VQC6-BD-10M	77.7 (3.06)	78.7 (3.10)	22	6.9 (0.27)	16.7 (21/32)
12	S6-VQC8-BS-12M	S6-VQC8-BD-12M	87.1 (3.43)	92.2 (3.63)	24	6.6 (0.26)	19.6 (49/64)

Bulkhead Bodies

Tube Fitting



Fitting Size	Ordering Number	Dimensions		Max Panel Thickness	Min Panel Hole Dia
		A	H		
Dimensions, in. (mm)					
1/4	S6-VQC4-BB-04	2.67 (67.8)	0.91 (23.1)	0.25 (6.4)	15/32 (11.9)
3/8	S6-VQC6-BB-06	2.98 (75.7)	1.03 (26.2)	0.27 (6.9)	19/32 (15.1)
1/2	S6-VQC8-BB-08	3.56 (90.4)	1.21 (30.7)	0.26 (6.6)	25/32 (19.8)
Dimensions, in. (mm)					
6	S6-VQC4-BB-6M	67.8 (2.67)	23.1 (0.91)	6.4 (0.25)	11.9 (15/32)
10	S6-VQC6-BB-10M	75.9 (2.99)	26.2 (1.03)	6.9 (0.27)	16.7 (21/32)
12	S6-VQC8-BB-12M	90.4 (3.56)	30.7 (1.21)	6.6 (0.26)	19.6 (49/64)

Keyed Series

Keyed quick-connectors provide a positive mechanical lockout system to prevent accidental intermixing of different lines in multifluid or multipressure systems.



Product Features

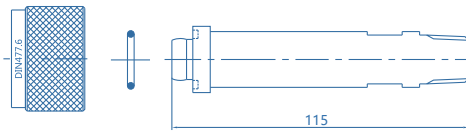
- Keyed quick connectors will not interchange with any other keyed quick connectors
- If an attempt is made to couple unlike keys, the valve system will not open.
- Stems and bodies are color coded and numbered for easy identification.

Key Color	Key Number	QC4		QC6		QC8	
		Body	Stem	Body	Stem	Body	Stem
Black	K1	0.96 (24.4)	0.82 (20.8)	1.13 (28.7)	0.99 (25.1)	1.26 (32.0)	1.10 (27.9)
Orange	K2	0.99 (25.1)	0.85 (21.6)	1.16 (29.5)	1.02 (25.9)	1.29 (32.8)	1.14 (29.0)
Green	K3	1.02 (25.9)	0.88 (22.4)	1.19 (30.2)	1.05 (26.7)	1.32 (33.5)	1.17 (29.7)
Yellow	K4	1.05 (26.7)	0.91 (23.1)	1.22 (31.0)	1.08 (27.4)	1.35 (34.3)	1.20 (30.5)
Blue	K5	1.08 (27.4)	0.94 (23.9)	1.24 (31.5)	1.11 (28.2)	1.38 (35.1)	1.23 (31.2)
White	K6	1.11 (28.2)	0.97 (24.6)	1.28 (32.5)	1.14 (29.0)	1.41 (35.8)	1.26 (32.0)
Purple	K7	1.14 (29.0)	1.00 (25.4)	1.31 (33.3)	1.17 (29.7)	1.44 (36.6)	1.29 (32.8)
Brown	K8	1.17 (29.7)	1.03 (26.2)	1.34 (34.0)	1.20 (30.5)	1.47 (37.3)	1.32 (33.5)

To order, add a key number to a quick-connector ordering number. Example: S6-VQC4-B-F2K1

Product Features

- Cylinder Connections
- Connect to a cylinder valve
- 1/4"NPT male / 6mm tube fitting / 6mm OD tube connection
- Maximum working pressure 200 bar standard
- All connection are supplied with sealing washer



Hand tight nut & nipple
(Example: VCC-C-HNN-DIN477.6)

Ordering Information

VCC - C - N - CGA580 - 6M

Material
S: 316L
C: Chrome Plated Brass
B: Brass
Parts
N: Nut
NN: Nut / Nipple
HN: Hand tight nut
HNN: Hand tight nut / Nipple
G: Gasket
P: Plug

Inlet Connection
None: 1/4"NPT(M)
6M: 6mm Tube fitting
TW6M: 6mm Weld tube
TW4: 1/4"Weld tube
Cylinder Connection

Detailed description of the cylinder connection including the relevant standard and number of the connection

Cylinder Connections

CGA DISS Series

Technical Data

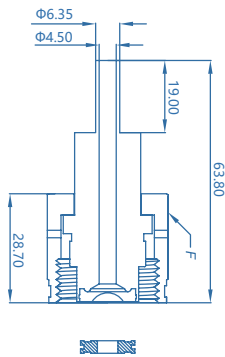
Material	
Nuts	SS 316
Caps	SS 316L
Valve deck	SS 316L
Gasket	Stainless

* For other materials, please contact the distributor.

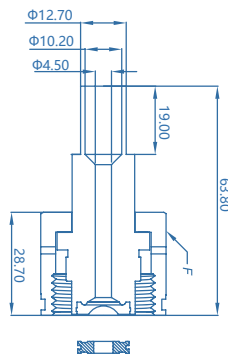


Nut, Nipple and Nickel Gasket Assembly

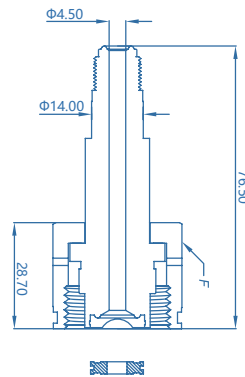
CGA / DISS Number	End Connection	F Hex Flat in.
632 ~ 642	1/4" Weld Tube	1-1/4
	1/2" Weld Tube	
	1/4" Face Seal Male	
	1/4" NPT(M)	
712 ~ 728	1/4" Weld Tube	1-3/8
	1/2" Weld Tube	
	1/4" Face Seal Male	
	1/4" NPT(M)	



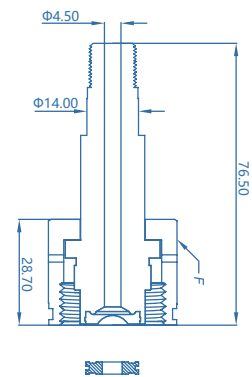
1/4" Weld Tube



1/2" Weld Tube



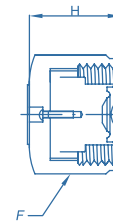
1/4" Face Seal Male



1/4" NPT(M)

Caps

CGA / DISS Number	Ordering Number	Material	F Hex Flat in.	H Length in.	Gas Tight
632 ~ 642	CGA-DISS-C-63	Stainless Steel	1-1/4	0.98	Yes
712 ~ 728	CGA-DISS-C-71	with Nickel gasket	1-3/8		Yes

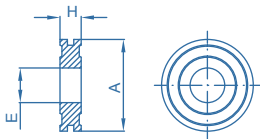


Cylinder Connections

CGA DISS Series

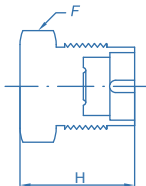
Gaskets

Material	Ordering Number	A	H	E
Nickle	CGA-DISS-G-NI	0.56	0.105	0.21
PCTFE	CGA-DISS-G-PC		0.125	

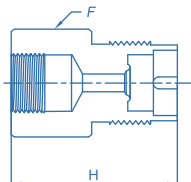


Plugs and Adapters

CGA / DISS Number	Ordering Number	End Connection	H Overall Length	F Hex Flat in.
632 ~ 642	CGA-DISS-BP-63	Plug	1.53	1-1/8
	CGA-DISS-A-F4-63	1/4"NPT(F)	1.85	
712 ~ 718	CGA-DISS-BP-71	Plug	1.53	1-1/4
	CGA-DISS-A-F4-71	1/4"NPT(F)	1.85	
720 ~ 728	CGA-DISS-BP-72	Plug	1.53	1-1/4
	CGA-DISS-A-F4-72	1/4"NPT(F)	1.85	



Plug



Adaptor

Ordering Information

CGA-DISS- NNG - CGA632 - TW4 - Ni

Parts Code
 N: Nut
 P: Nipple
 NNG: Nut, Nipple, Gasket

CGA Number
 CGA632 CGA642 CGA720
 CGA634 CGA712 CGA722
 CGA636 CGA714 CGA724
 CGA638 CGA716 CGA726
 CGA640 CGA718 CGA728

Gasket Material
 Ni: Nickle
 PC: PCTFE

End Connection
 MV4: 1/4" Face seal male
 TW4: 1/4" Weld Tube
 TW8: 1/2" Weld Tube
 M4: 1/4" NPT(M)

* For other materials, please contact the distributor.

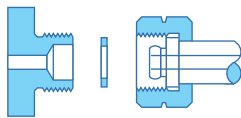
Cylinder Connections

DIN 477.1

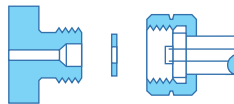
Product Features

- DIN 477.1 cylinder connections
- Connect to a cylinder valve
- 1/4 NPT male connection
- All connection are supplied with sealing washer

Type	Threads	Material	Gases
DIN 477.1	W21.8×1/14" LH	Brass Chrome-plated	N ₂ , CH ₄ , C ₃ H ₈ , C ₄ H ₁₀ , C ₂ H ₄ O
DIN 477.3	φ15.3×φ7.5	Brass Chrome-plated	C ₂ H ₂
DIN 477.5	W1"×1/8" LH	Brass Chrome-plated	CO
DIN 477.6	W21.8×1/14"	Brass Chrome-plated	Ar, He, CO ₂ , NH ₃
DIN 477.7	G5/8"	Brass Chrome-plated	SO ₂
DIN 477.8	W1"×1/8"	Brass Chrome-plated	Cl ₂ , COCl ₂
DIN 477.9	G3/4"	Brass Chrome-plated	O ₂
DIN 477.10	W24.32×1/14"	Brass Chrome-plated	N ₂
DIN 477.11	G3/8"	Brass Chrome-plated	N ₂ O
DIN 477.13	G5/8"	Brass Chrome-plated	Air
DIN 477.14	M19×1.5LH	Brass Chrome-plated	Test gas (with oxygen <21%)
DIN 477.1	W21.8×1/14" LH	316L	N ₂ , CH ₄ , C ₃ H ₈ , C ₄ H ₁₀ , C ₂ H ₄ O
DIN 477.3	φ15.3×φ7.5	316L	C ₂ H ₂
DIN 477.5	W1"×1/8" LH	316L	CO
DIN 477.6	W21.8×1/14"	316L	Ar, He, CO ₂ , NH ₃
DIN 477.7	G5/8"	316L	SO ₂
DIN 477.8	W1"×1/8"	316L	Cl ₂ , COCl ₂
DIN 477.9	G3/4"	316L	O ₂
DIN 477.10	W24.32×1/14"	316L	N ₂
DIN 477.11	G3/8"	316L	N ₂ O
DIN 477.13	G5/8"	316L	Air
DIN 477.14	M19×1.5LH	316L	Test gas (with oxygen <21%)

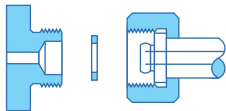


DIN 1 21.8 mmx1/14" -LH EXT.
Flat Seal with Gasket

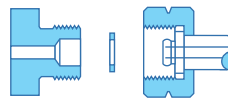


DIN 5 1" -LH EXT.
Flat Seal with Gasket

DIN 8 1" -RH EXT.
Flat Seal with Gasket



DIN 10 24.32mmx1/14" -RH EXT.
Flat Seal with Gasket

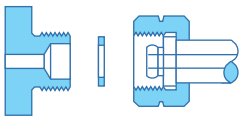


DIN 14 M 19x1.5mm -LH EXT.
Flat Seal with Gasket

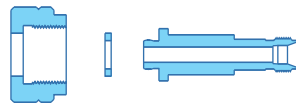
Product Features

- DIN 477.1 cylinder connections
- Connect to a cylinder valve
- 6mm tube fitting connection
- All connection are supplied with sealing washer

Type	Threads	Material	Gases
DIN 477.1	W21.8×1/14" LH	316L	N ₂ , CH ₄ , C ₃ H ₈ , C ₄ H ₁₀ , C ₂ H ₄ O
DIN 477.5	W1"×1/8" LH	316L	CO
DIN 477.6	W21.8×1/14"	316L	Ar, He, CO ₂ , NH ₃
DIN 477.7	G5/8"	316L	SO ₂
DIN 477.8	W1"×1/8"	316L	Cl ₂ , COCl ₂
DIN 477.9	G3/4"	316L	O ₂
DIN 477.10	W24.32×1/14"	316L	N ₂
DIN 477.11	G3/8"	316L	N ₂ O
DIN 477.13	G5/8"	316L	Air
DIN 477.14	M19×1.5LH	316L	Test gas (with oxygen<21%)



DIN 1 21.8 mmx1/14" -LH EXT.
Flat Seal with Gasket



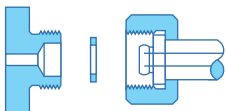
DIN 5 1" -LH EXT.
Flat Seal with Gasket

DIN 8 1" -RH EXT.
Flat Seal with Gasket

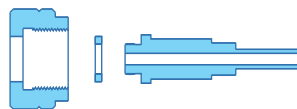
Product Features

- DIN 477.1 cylinder connections
- Connect to a cylinder valve
- 6mm tube fitting connection
- All connection are supplied with sealing washer

Type	Threads	Material	Gases
DIN 477.1	W21.8×1/14" LH	316L	N ₂ , CH ₄ , C ₃ H ₈ , C ₄ H ₁₀ , C ₂ H ₄ O
DIN 477.5	W1"×1/8" LH	316L	CO
DIN 477.6	W21.8×1/14"	316L	Ar, He, CO ₂ , NH ₃
DIN 477.7	G5/8"	316L	SO ₂
DIN 477.8	W1"×1/8"	316L	Cl ₂ , COCl ₂
DIN 477.9	G3/4"	316L	O ₂
DIN 477.10	W24.32×1/14"	316L	N ₂
DIN 477.11	G3/8"	316L	N ₂ O
DIN 477.13	G5/8"	316L	Air
DIN 477.14	M19×1.5LH	316L	Test gas (with oxygen<21%)



DIN 10 24.32mmx1/14" -RH EXT.
Flat Seal with Gasket



DIN 14 M 19x1.5mm -LH EXT.
Flat Seal with Gasket

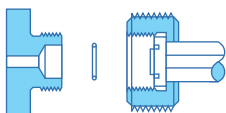
Cylinder Connections

DIN 477.1 / DIN 477.5

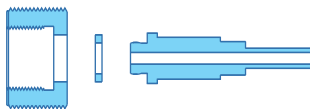
Product Features

- DIN 477.1 cylinder connections
- Hand-tight type
- Connect to a cylinder valve
- 1/4" NPT male connection
- All connection are supplied with O-ring

Type	Threads	Material	Gases
DIN 477.1	W21.8×1/14" LH	316L	N ₂ , CH ₄ , C ₃ H ₈ , C ₄ H ₁₀ , C ₂ H ₄ O
DIN 477.6	W21.8×1/14"	316L	Ar, He, CO ₂ , NH ₃
DIN 477.9	G3/4"	316L	O ₂
DIN 477.10	W24.32×1/14"	316L	N ₂
DIN 477.14	M19×1.5LH	316L	测试气体(含氧<21%)



DIN 10 24.32mmx1/14" -RH EXT.
Flat Seal with Gasket

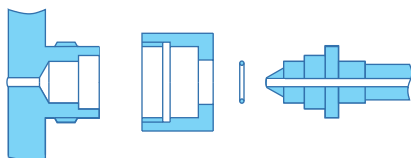


DIN 14 M 19x1.5mm -LH EXT.
Flat Seal with Gasket

Product Features

- DIN 477.1 cylinder connections
- Connect to a cylinder valve
- 1/4" NPT male connection
- All connection are supplied with O-ring

Type	Threads	Material	Gases
DIN 477.54	W30×2	316L	not flammable, non poisonous and not oxidizing gases and gas mixtures
DIN 477.55	W30×2	316L	not flammable, poisonous and oxidizing gases and gas mixtures
DIN 477.56	W30×2	316L	pressurized air
DIN 477.57	W30×2LH	316L	flammable, not poisonous gases and gas mixtures
DIN 477.58	W30×2LH	316L	flammable, poisonous and oxidizing or not oxidizing gases and gas mixtures
DIN 477.59	W30×2	316L	oxygen and oxidizing, non poisonous, not oxidizing gases and gas mixtures



Cylinder Connections

DIN 477.1 Gaskets / DIN 477.5 O-ring

Gaskets



DIN477.1

Threads	Material
DIN477.1 DIN477.6 DIN477.7	Teflon® (PTFE)
DIN477.5 DIN477.8	Teflon® (PCTFE)
DIN477.9 DIN477.10 DIN477.13	Teflon® (PCTFE)

O-ring



DIN477.5

Type	Material
$\phi 7.66 \times \phi 1.78$	VITON

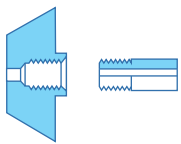
Cylinder Connections

CGA

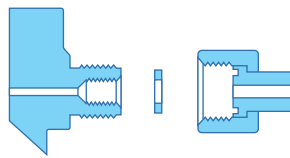
Product Features

- CGA cylinder connections
- Connect to a cylinder valve
- 1/4" NPT male connection (CGA180 1/8NPT)

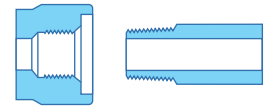
Type	Threads	Material	Gases
CGA160	1/8" - 27 NGT-RH-INT	Brass Chrome-plated	Phosgene
CGA180	.625"-18UNF RH EXT	Brass Chrome-plated	Small cylinder-Non corrosive gases
CGA300	.825"-14 NGO RH EXT	Brass Chrome-plated	C ₂ H ₂
CGA320	.825"-14 NGO RH EXT	Brass Chrome-plated	CO ₂
CGA326	.825"-14 NGO RH EXT	Brass Chrome-plated	N ₂ O
CGA346	.825"-14 NGO RH EXT	Brass Chrome-plated	Air
CGA350	.825"-14 NGO LH EXT	Brass Chrome-plated	H ₂ , CH ₄ , CO
CGA510	.885"-14 NGO LH INT	Brass Chrome-plated	C ₂ H ₂ , C ₃ H ₈ , C ₄ H ₁₀ , C ₂ H ₄ O
CGA540	.903"-14 NGO RH EXT	Brass Chrome-plated	O ₂
CGA580	.965"-14 NGO RH INT	Brass Chrome-plated	N ₂ , Ar, He
CGA590	.965"-14 NGO LH INT	Brass Chrome-plated	Air, He
CGA660	1.03"-14 RH EXT	Brass Chrome-plated	CO ₂ , Cl ₂
CGA180	.625"-18UNF RH EXT	316L	mall cylinder-Non corrosive gases
CGA300	.825"-14 NGO RH EXT	316L	C ₂ H ₂
CGA320	.825"-14 NGO RH EXT	316L	CO ₂
CGA326	.825"-14 NGO RH EXT	316L	N ₂ O
CGA346	.825"-14 NGO RH EXT	316L	Air
CGA350	.825"-14 NGO LH EXT	316L	H ₂ , CH ₄ , CO
CGA510	.885"-14 NGO LH INT	316L	C ₂ H ₂ , C ₃ H ₈ , C ₄ H ₁₀ , C ₂ H ₄ O
CGA540	.903"-14 NGO RH EXT	316L	O ₂
CGA580	.965"-14 NGO RH INT	316L	N ₂ , Ar, He
CGA590	.965"-14 NGO LH INT	316L	Air, He
CGA660	1.03"-14 RH EXT	316L	CO ₂ , Cl ₂



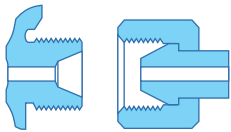
CGA 160 1/8" -27 NGT RH INT.



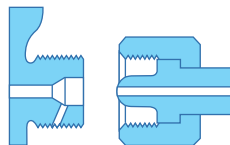
CGA 180 .625" -18 UNF 2A RH EXT.
with Gasket



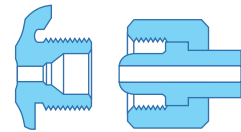
CGA 240 3/8" -18 NGT -RH INT.



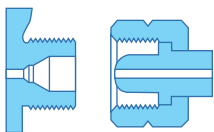
CGA 300 .825" -14 NGO RH EX.



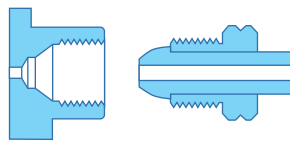
CGA 326 .825" -14 RH EXT.



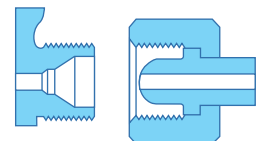
CGA 346 .825" -14 NGO.



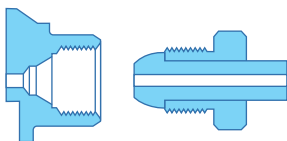
CGA 350 .825" -14 LH EXT.



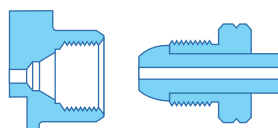
CGA 510 .885" -14 LH INT.



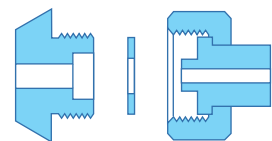
CGA 540 .903" -14 RH .



CGA 580 .965" -14 RH INT.



CGA 590 .965" -14 NGO LH INT.

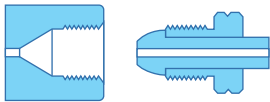


CGA 660 1.03" -14
with Gasket

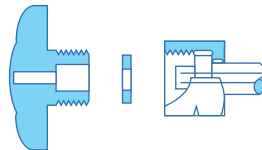
Product Features

- BSP cylinder connections
- Connect to a cylinder valve
- 1/4" NPT male connection
- All connection are supplied with sealing washer (not required for BS3 or BS4)

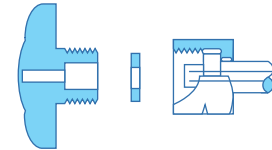
Type	Threads	Material	Gases
BS341-2	G5/8"LH	Brass Chrome-plated	H ₂ , CH ₄ , C ₂ H ₂
BS341-3	G5/8'	Brass Chrome-plated	Air, N ₂ , Ar, He, O ₂
BS341-4	G5/8'LH	Brass Chrome-plated	CO, C ₃ H ₈ , C ₄ H ₁₀
BS341-6	G5/8"A	Brass Chrome-plated	Cl ₂
BS341-7	G5/8"ALH	Brass Chrome-plated	C ₂ H ₄ O
BS341-8	0.860"x14TPI	Brass Chrome-plated	CO ₂
BS341-10	G1/2"A	Brass Chrome-plated	NH ₃ , SO ₂
BS341-13	11/16"x20TPI	Brass Chrome-plated	N ₂ O
BS341-14	G3/8"	Brass Chrome-plated	BCl ₃ , BF ₃ , CCl ₂ O, Cl
BS341-15	G3/8"LH	Brass Chrome-plated	COS, H ₂ S
BS341-2	G5/8"LH	316L	H ₂ , CH ₄ , C ₂ H ₂
BS341-3	G5/8'	316L	Air, N ₂ , Ar, He, O ₂
BS341-4	G5/8'LH	316L	CO, C ₃ H ₈ , C ₄ H ₁₀
BS341-6	G5/8"A	316L	Cl ₂
BS341-7	G5/8"ALH	316L	C ₂ H ₄ O
BS341-8	0.860"x14TPI	316L	CO ₂
BS341-10	G1/2"A	316L	NH ₃ , SO ₂
BS341-13	11/16"x20TPI	316L	N ₂ O
BS341-14	G3/8"	316L	BCl ₃ , BF ₃ , CCl ₂ O, Cl
BS341-15	G3/8"LH	316L	COS, H ₂ S



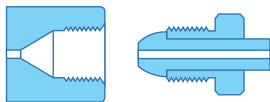
BS No 2 5/8" BSP LH INT.
BS No 4 5/8" BSP LH INT.



BS No 6 5/8" BSP RH EXT.
Flat Seal with Gasket



BS No 14 3/8" BSP RH EXT.
Flat Seal with Gasket



BS No 3 5/8" BSP RH INT.

BS No 8 0.86 BSW RH EXT.
Flat Seal with Gasket

BS No 15 3/8" BSP LH EXT.
Flat Seal with Gasket

Cylinder Connections

GB

Product Features

- GB cylinder connections
- Connect to a cylinder valve
- 1/4" NPT male connection

Type	Material	Gases
G5/8(F)	Brass Chrome-plated	Air, N ₂ , Ar, He, O ₂ , CO ₂ , N ₂ O, SO ₂
W21.8×1/14"LH(F)	Brass Chrome-plated	H ₂ , CH ₄ , CO, C ₄ H ₁₀ , C ₂ H ₄ O, COCl ₂
G1/2(F)	Brass Chrome-plated	NH ₃
M22×1.5LH(M)	Brass Chrome-plated	C ₃ H ₈
W21.8×1/14"RH(F)	Brass Chrome-plated	Mix Gas
G5/8(F)	316L	Air, N ₂ , Ar, He, O ₂ , CO ₂ , N ₂ O, SO ₂
W21.8×1/14"LH(F)	316L	H ₂ , CH ₄ , CO, C ₄ H ₁₀ , C ₂ H ₄ O, COCl ₂
G1/2(F)	316L	NH ₃
M22×1.5LH(M)	316L	C ₃ H ₈
W21.8×1/14"RH(F)	316L	Mix Gas

Product Features

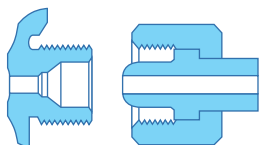
- GB cylinder connections
- Connect to a cylinder valve
- 1/4" tube fitting

Type	Material	Gases
G5/8(F)	316L	Air, N ₂ , Ar, He, O ₂ , CO ₂ , N ₂ O, SO ₂
W21.8×1/14"LH(F)	316L	H ₂ , CH ₄ , CO, C ₄ H ₁₀ , C ₂ H ₄ O, COCl ₂
G1/2(F)	316L	NH ₃
M22×1.5LH(M)	316L	C ₃ H ₈
W21.8×1/14"RH(F)	316L	Mix Gas

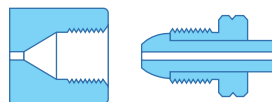
Product Features

- GB cylinder connections
- Connect to a cylinder valve
- 6mm tube fitting

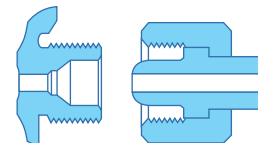
Type	Material	Gases
G5/8(F)	316L	Air, N ₂ , Ar, He, O ₂ , CO ₂ , N ₂ O, SO ₂
W21.8×1/14"LH(F)	316L	H ₂ , CH ₄ , CO, C ₄ H ₁₀ , C ₂ H ₄ O, COCl ₂
G1/2(F)	316L	NH ₃
M22×1.5LH(M)	316L	C ₃ H ₈
W21.8×1/14"RH(F)	316L	Mix Gas



G5/8



M22×1.5LH

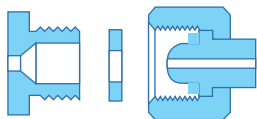


W21.8RH

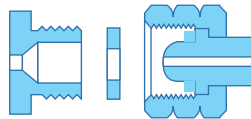
Product Features

- JIS cylinder connections
- Connect to a cylinder valve
- 1/4"NPT male connection
- All connection are supplied with sealing washer

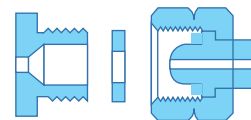
Type	Material	Gases
W22RH	Brass Chrome-plated	Ar, N ₂ , O ₂ , Xe, Ne, CO ₂ , Kr, CF ₄
W21LH	Brass Chrome-plated	He
W22LH	Brass Chrome-plated	H ₂ , CO, CH ₄ , C ₂ H ₆ , C ₂ H ₄ , SiH ₄
W23RH	Brass Chrome-plated	O ₂
W22.5LH	Brass Chrome-plated	LPG
W26RH	Brass Chrome-plated	Cl ₂ , HCl, Kr, CCl ₂ F ₂ , CHClF ₂
W27RH	Brass Chrome-plated	N ₂ O
York	Brass Chrome-plated	C ₂ H ₂
W22RH	316L	Ar, N ₂ , O ₂ , Xe, Ne, CO ₂ , Kr, CF ₄
W21LH	316L	He
W22LH	316L	H ₂ , CO, CH ₄ , C ₂ H ₆ , C ₂ H ₄ , SiH ₄
W23RH	316L	O ₂
W22.5LH	316L	LPG
W26RH	316L	Cl ₂ , HCl, Kr, CCl ₂ F ₂ , CHClF ₂
W27RH	316L	N ₂ O
York	316L	C ₂ H ₂



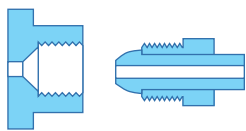
W22RH



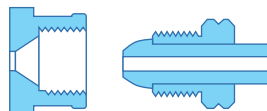
W21LH



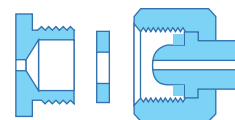
W22LH



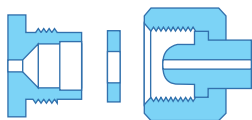
W23RH



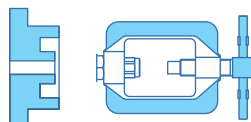
W22.5LH



W26RH

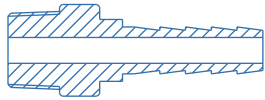


W27RH

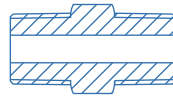


York

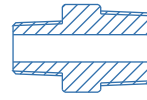
Cylinder Connections Adaptors



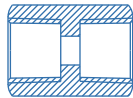
VAD-M4-H8M



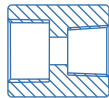
VAD-M4-M4



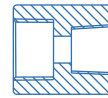
VAD-M4-M2



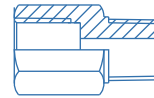
VAD-F4-F4



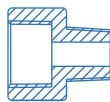
VAD-F4-F2



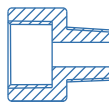
VAD-F8-F4



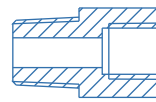
VAD-M4-F4



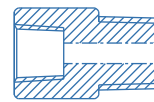
VAD-M4-F8



VAD-M4-F8



VAD-M8-F4



VAD-M6-F4

S - VAD - VPN

Material

B: Brass

C: Brass Chrome-plated

S: SS 316L

Type

VAD: Plugs and Adaptors

VPN: NPT Plugs

Inlets / Outlets

F2: 1/8"NPT(F)

F4: 1/4"NPT(F)

F6: 3/8"NPT(F)

F8: 1/2"NPT(F)

M2: 1/8"NPT(M)

M4: 1/4"NPT(M)

M6: 3/8"NPT(M)

M8: 1/2"NPT(M)



SS-VMC Series
Male Connector



SS-VMC Series
Male Connector



SS-VMC Series
Male Connector



SS-VFC Series
Female Connector



SS-VME Series
Male Elbow



SS-VME Series
Male Elbow



SS-VME Series
Male Elbow



SS-VFE Series
Female Elbow



SS-VUE Series
Union Elbow



SS-VRUE Series
Reducing Union Elbow



SS-VVE Series
Male Pipe Weld Elbow



SS-VRE Series
Reducing Elbow



SS-VUT Series
Union Tee



SS-VRT Series
Reducing Tee




SS-VRT Series
Reducing Tee



SS-VMRT Series
Male Run Tee



SS-VMRT Series
Male Run Tee



SS-VMRT Series
Male Run Tee



SS-VFRT Series
Female Run Tee



SS-VFRT Series
Female Branch Tee

Tube Fittings



SS-VMBT Series
Male Branch Tee



SS-VMBT Series
Male Branch Tee



SS-VMRT Series
Male Branch Tee



SS-VBU Series
Bulkhead Union



SS-VBFC Series
Bulkhead Female Connector



SS-VBMC Series
Bulkhead Male Connector



SS-VBR Series
Bulkhead Reducer



SS-VRBU Series
Bulkhead Reducing Union



SS-VFA Series
Female Adapter Tube to Pipe



SS-VMA Series
Male Adapter Tube to Pipe



SS-VMA Series
Male Adapter Tube to Pipe



SS-VMA Series
Male Adapter Tube to Pipe



SS-VU Series
Union



SS-VRU Series
Reducing Union



SS-VTO Series
Reducer



SS-VRPC Series
Reducing Port Connector



SS-VPC Series
Port Connector



SS-VWC Series
Male Pipe Weld Connector



SS-VWA Series
Weld Adapter Tube to Pipe



SS-VSWA Series
Socket Weld Adapter



SS-VSWC Series
Tube Socket Weld Unlon



VTW Series
Tube Socket Weld Unlon



VTW Series
Tube Socket Weld Unlon



VTW Series
Tube Socket Weld Unlon



VTW Series
Tube Socket Weld Unlon



VTW Series
Tube Socket Weld Unlon



SS-VUC Series
Union Cross



SS-VC Series
Cap



SS-VP Series
Plug



SS-VN Series
Nut



SS-VBF Series
Back Ferrule



SS-VFF Series
Front Ferrule

* Please refer to the Tube fitting catalogue for details, thank you!

Material Compatibility

Key To Material Compatibility

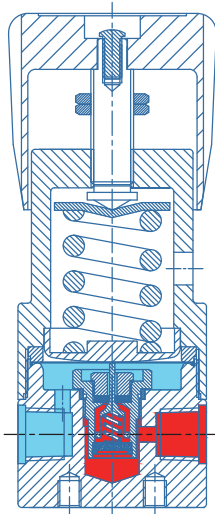
- 1 - Satisfactory for use with the intended gas
- 2 - Unsatisfactory for use with the intended gas
- 3 - Insufficient data available to determine compatibility with the intended gas
- 4 - Satisfactory with brass having a low copper content
- 5 - Satisfactory with acetylene, however, cylinder gas is dissolved in a solvent (generally acetone) which may be incompatible with these elastomers
- 6 - Satisfactory with brass, except where acetylene or acetylides are present
- 7 - Generally unsatisfactory, except where specific use conditions have proven acceptable
- 8 - Satisfactory below 3000 psig (206.9 bar) where gas velocities do not exceed 30 ft./sec.
- 9 - Compatibility depends on condition of use

* For reference only

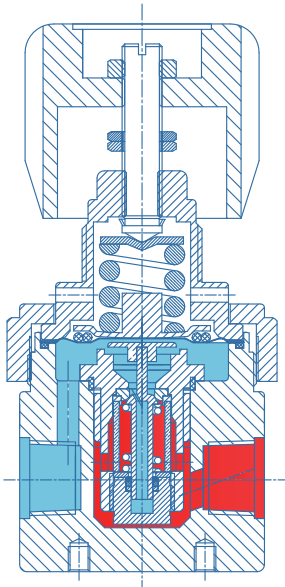
COMPATIBILITY GUIDE		MATERIALS OF CONSTRUCTION										
		METALS					PLASTICS		ELASTOMERS			
Common Name	Chemical Formula	Brass	Stainless Steel	Aluminum	Zinc	Copper	PCTFE	Teflon®	Viton®	Buna-N	Neoprene	Polyurethane
Acetylene	C ₂ H ₂	4	1	3	2	2	1	1	5	5	5	
Air	-	1	1	1	1	1	1	1	1	1	1	1
Allene	C ₃ H ₄	1	1	1	3	2	1	1	1	1	1	3
Ammonia	NH ₃	2	1	1	2	2	1	1	2	1	1	2
Argon	Ar	1	1	1	1	1	1	1	1	1	1	1
Arsine	AsH ₃	1	1	7	3	1	1	1	1	1	1	2
Boron Trichloride	BCl ₃	2	1	2	3	1	1	1	3	3	3	3
Boron Trifluoride	BF ₃	1	1	1	3	1	1	1	3	3	3	3
1,3-Butadiene	C ₄ H ₆	1	1	1	1	1	1	1	1	2	1	2
Butane	C ₄ H ₁₀	1	1	1	1	1	1	1	1	1	1	1
1-Butene	C ₄ H ₈	1	1	1	1	1	1	1	1	1	1	1
cis-2-Butene	C ₄ H ₈	1	1	1	1	1	1	1	1	1	1	1
trans-2-Butene	C ₄ H ₈	1	1	1	1	1	1	1	1	1	1	1
Carbon Dioxide	CO ₂	1	1	1	1	1	1	1	1	1	1	2
Carbon Monoxide	CO	1	1	1	1	1	1	1	3	1	1	1
Carbonyl Sulfide	COS	1	1	1	3	1	1	1	1	3	3	3
Chlorine	Cl ₂	2	1	2	2	2	1	1	1	2	2	2
Deuterium	D ₂	1	1	1	1	1	1	1	1	1	1	1
Diborane	B ₂ H ₆	1	1	2	3	1	1	1	3	3	3	3
Dichlorosilane	H ₂ SiCl ₂	3	1	3	3	3	1	1	3	3	3	3
Dimethyl Ether	C ₂ H ₆ O	1	1	1	1	1	1	1	1	1	1	3
Ethane	C ₂ H ₆	1	1	1	1	1	1	1	1	1	1	1
Ethyl Acetylene	C ₄ H ₆	3	1	1	3	2	1	1	1	3	1	3
Ethyl Chloride	C ₂ H ₅ Cl	1	1	2	3	1	1	1	1	1	1	2
Ethylene	C ₂ H ₄	1	1	1	1	1	1	1	1	1	1	3
Ethylene Oxide*	C ₂ H ₄ O	6	1	7	3	2	1	1	2	2	2	2
Ethylene Oxide/Carbon Dioxide Mixtures*	R ₃	1	3	3	2	1	1	2	2	2	2	
Ethylene Oxide/Halocarbon Mixtures*	R ₃	1	3	3	2	1	1	2	2	2	2	
Ethylene Oxide/HCFC-124	R ₃	1	3	3	2	1	1	2	2	2	2	
Halocarbon 11	CCl ₃ F	1	1	7	3	1	1	1	1	1	2	2
Halocarbon 12	CCl ₂ F ₂	1	1	7	3	1	1	1	1	1	1	1
Halocarbon 13	CClF ₃	1	1	7	3	1	1	1	1	1	1	1
Halocarbon 13B1	CBF ₃	1	1	7	3	1	1	1	1	1	1	1
Halocarbon 14	CF ₄	1	1	7	3	1	1	1	1	1	1	1

COMPATIBILITY GUIDE		MATERIALS OF CONSTRUCTION										
		METALS					PLASTICS		ELASTOMERS			
Common Name	Chemical Formula	Brass	Stainless Steel	Aluminum	Zinc	Copper	PCTFE	Teflon®	Viton®	Buna-N	Neoprene	Polyurethane
Halocarbon 21	CHCl ₂ F	1	1	7	3	1	1	1	2	2	1	1
Halocarbon 22	CHClF ₂	1	1	7	3	1	1	1	2	2	1	2
Halocarbon 23	CHF ₃	1	1	7	3	1	1	1	3	3	3	1
Halocarbon 113	CCl ₂ FCClF ₂	1	1	7	2	1	1	1	1	1	1	1
Halocarbon 114	C ₂ Cl ₂ F ₄	1	1	7	3	1	1	1	1	1	1	1
Halocarbon 115	C ₂ ClF ₅	1	1	7	3	1	1	1	1	1	1	1
Halocarbon 116	C ₂ F ₆	1	1	7	3	1	1	1	3	3	3	1
Halocarbon 142B	C ₂ H ₃ ClF ₂	1	1	7	3	1	1	1	2	1	1	1
Halocarbon 152A	C ₂ H ₄ F ₂	1	1	7	3	1	1	1	2	1	1	1
Halocarbon C-318	C ₂ F ₈	1	1	7	3	3	1	1	1	1	1	1
Halocarbon 502	CHClF ₂ /CClF ₂ -CF ₃	3	1	7	3	3	1	1	1	1	1	1
Halocarbon 1132A	C ₂ H ₂ F ₂	1	1	7	3	1	3	1	3	3	3	1
Helium	He	1	1	1	1	1	1	1	1	1	1	1
Hydrogen	H ₂	1	1	1	1	1	1	1	1	1	1	1
Hydrogen Chloride	HCl	2	1	2	2	2	1	1	1	2	2	2
Hydrogen Sulfide	H ₂ S	2	1	1	3	3	1	1	2	1	1	1
Isobutane	C ₄ H ₁₀	1	1	1	1	1	1	1	1	1	1	1
Isobutylene	C ₄ H ₈	1	1	1	3	1	1	1	1	1	1	3
Isopentane	C ₅ H ₁₂	1	1	1	1	1	1	1	1	1	1	1
Krypton	Kr	1	1	1	1	1	1	1	1	1	1	1
Methane	CH ₄	1	1	1	1	1	1	1	1	1	1	1
Methyl Chloride	CH ₃ Cl	1	1	2	2	1	1	1	1	2	2	2
Methyl Mercaptan	CH ₃ SH	1	1	2	3	2	1	1	3	3	1	3
Neon	Ne	1	1	1	1	1	1	1	1	1	1	1
Nitric Oxide	NO	2	1	1	3	1	1	1	3	3	1	3
Nitrogen	N ₂	1	1	1	1	1	1	1	1	1	1	1
Nitrogen Dioxide	NO ₂	3	1	1	3	3	1	1	2	2	2	2
Nitrous Oxide	N ₂ O	1	1	1	1	1	1	1	1	1	1	1
Oxygen	O ₂	1	8	7	1	1	1	1	9	9	9	1
Perfluoropropane	C ₃ F ₈	1	1	1	3	1	1	1	3	1	1	3
Phosphine	PH ₃	3	1	1	3	3	1	1	3	3	3	3
Phosphorous Pentafluoride	PF ₅	3	1	3	3	3	1	1	3	3	3	3
Propane	C ₃ H ₈	1	1	1	1	1	1	1	1	1	1	1
Propylene	C ₃ H ₆	1	1	1	1	1	1	1	1	2	2	2
Propylene Oxide	C ₃ H ₆ O	3	1	3	3	3	1	1	2	2	2	2
Refrigerant Gases	See Halocarbons											
Silane	SiH ₄	1	1	1	3	1	1	1	1	1	1	1
Silicon Tetrachloride	SiCl ₄	3	1	2	3	3	1	1	3	3	3	3
Silicon Tetrafluoride	SiF ₄	1	1	1	3	1	1	1	1	1	1	1
Sulfur Dioxide	SO ₂	2	1	1	2	2	1	1	1	2	2	1
Sulfur Hexafluoride	SF ₆	1	1	1	3	1	1	1	1	1	1	1
Trichlorosilane	HSiCl ₃	3	1	2	3	3	1	1	3	3	3	3
Vinyl Methyl Ether	C ₃ H ₆ O	1	1	1	3	2	1	1	3	3	3	3
Xenon	Xe	1	1	1	1	1	1	1	1	1	1	1

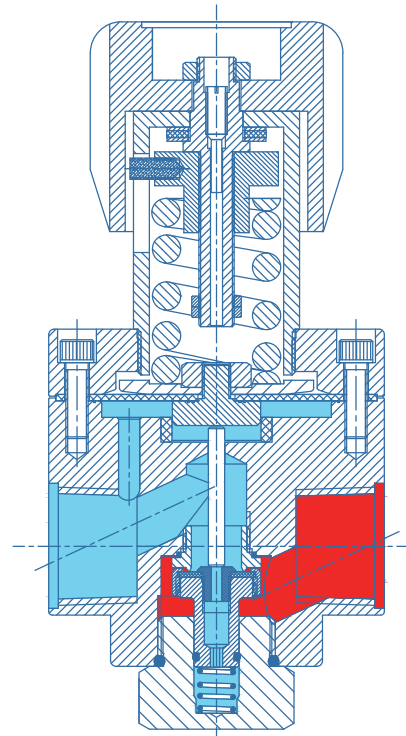
Schematic diagram of product structure



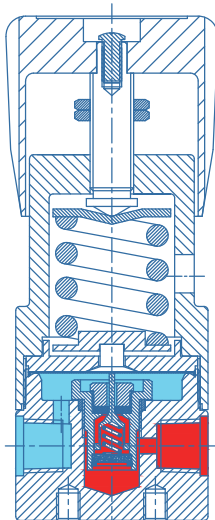
VSR-1E Series



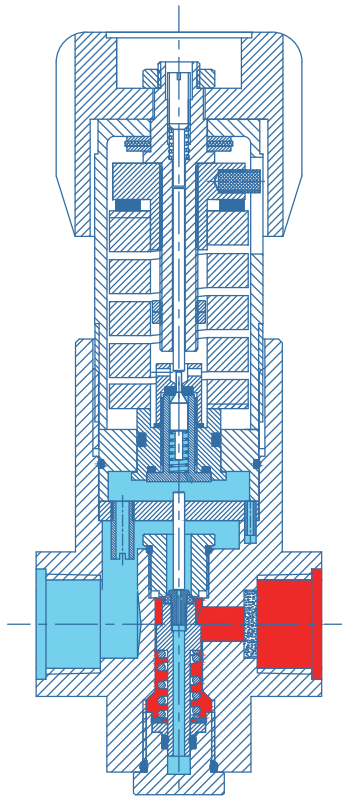
VSR-3 Series



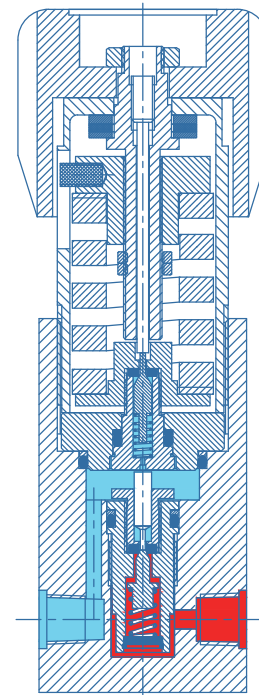
VSR-4 Series



VSR-6E Series

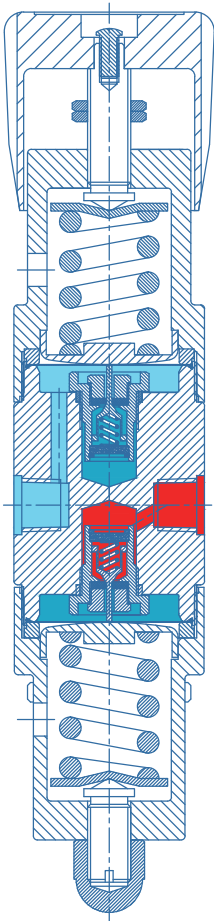


VSR-7 Series

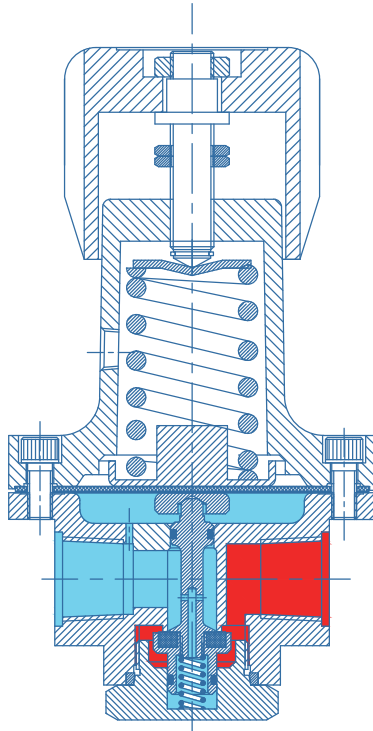


VSR-8 Series

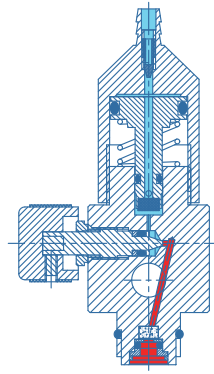
Schematic diagram of product structure



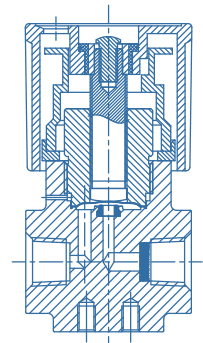
VSR-11E Series



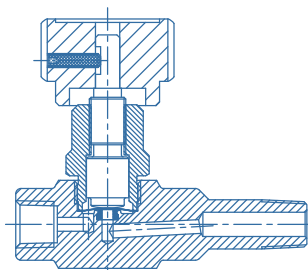
VSR-12L Series



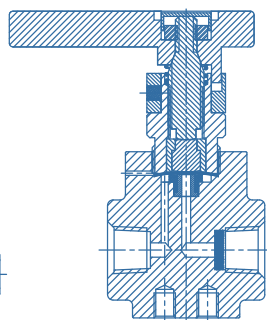
VSR-15 Series



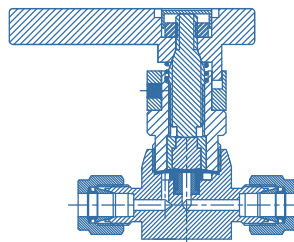
VDV1 Series



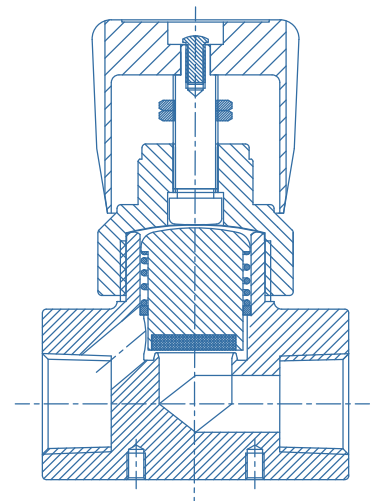
VDV2 Series



VDV30 Series



VDV31 Series



VDV8 Series

VIGOUR®

Gas Control Solution

Email : info@vigourco.com
Website : www.vigourco.com

Office - GERMANY:

Fraunhoferstrasse 5
82152 Martinsried
Germany
Phone : +49 (0)89 / 74 49 26-0
Fax : +49 (0)89 / 74 49 26-10
Email : Europe@vigourco.com

Office – SINGAPORE:

NO.1 Sunview Road #03-46 Eco-Tech@
Sunview Singapore 627615
Phone : (65) 6255 2825
Fax : (65) 6255 2825
Email : Sales@vigourco.com.sg

Office - USA:

17912 Gothard Street
Huntington Beach
CA 92647
United State of America
Email : America@vigourco.com

Office - CHINA:

No. 201, Building 12, Lane 5355, Beisong
Road, SongJiang District, Shanghai China.
Phone : (86) 021-6760 1819
Email : China@vigourco.com
info@vigourco.com



Pay attention to our
Get more product information

Distributed By :

NOTE:

Product availability and specifications contained herein are subject to change without notice.
Consult local distributor or factory for potential revisions and/or service related issues.

Copyright (c) 2019-2029 VIGOUR. All rights reserved. It is forbidden to copy, duplicate without the permission of the company.

VHPS Catalog EN Ver3.2 CATA# **08062023**